



Taking Part survey 2019/20

City Intelligence Unit, GLA
August 2021

Note: The data in this briefing covers the period April 2019 to March 2020, so before the onset of the Covid-19 pandemic



Contents

[1 – Introduction](#)

[2 – Arts](#)

[3 – Heritage](#)

[4 – Museums and galleries](#)

[5 – Libraries](#)

[6 – Ability to use the internet](#)

[7 – Social networking](#)

[8 – Gambling and lotteries](#)

[9 – Archives](#)

[10 – Charitable giving](#)

[11 – Volunteering](#)

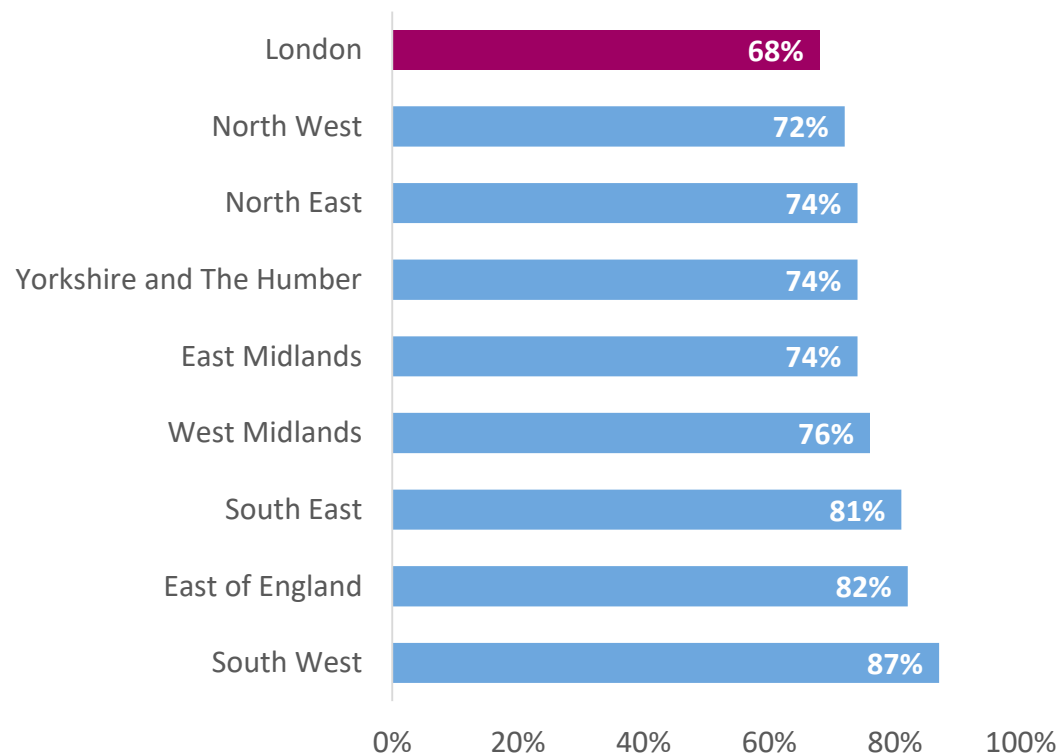
[12 – Conclusion](#)

1. Introduction

- The [Taking Part survey](#) has run since 2005 and is the key evidence source for the Department for Digital, Culture, Media & Sport (DCMS) for measuring engagement with the cultural sectors in England.
- The latest data cover the period April 2019 to March 2020 i.e. before the onset of the Covid-19 pandemic.
- The survey is a continuous face to face household survey of adults aged 16 and over in England (and children aged 5 to 15 years old).
- This report summarises the results from the 2019/20 adult survey and provides comparisons between London and the rest of England.
- Further details of the breakdowns presented in this report can be accessed through the data tables on the [Taking Part survey webpage](#).

2. Engagement with the arts in the last year

Proportion of adults who have engaged with the arts in the last year



Base Adults aged 16+: North East: 758 North West: 1,058 Yorkshire and The Humber: 777 East Midlands: 713 West Midlands: 713 East of England: 802 London: 857 South East: 1,067 South West: 757

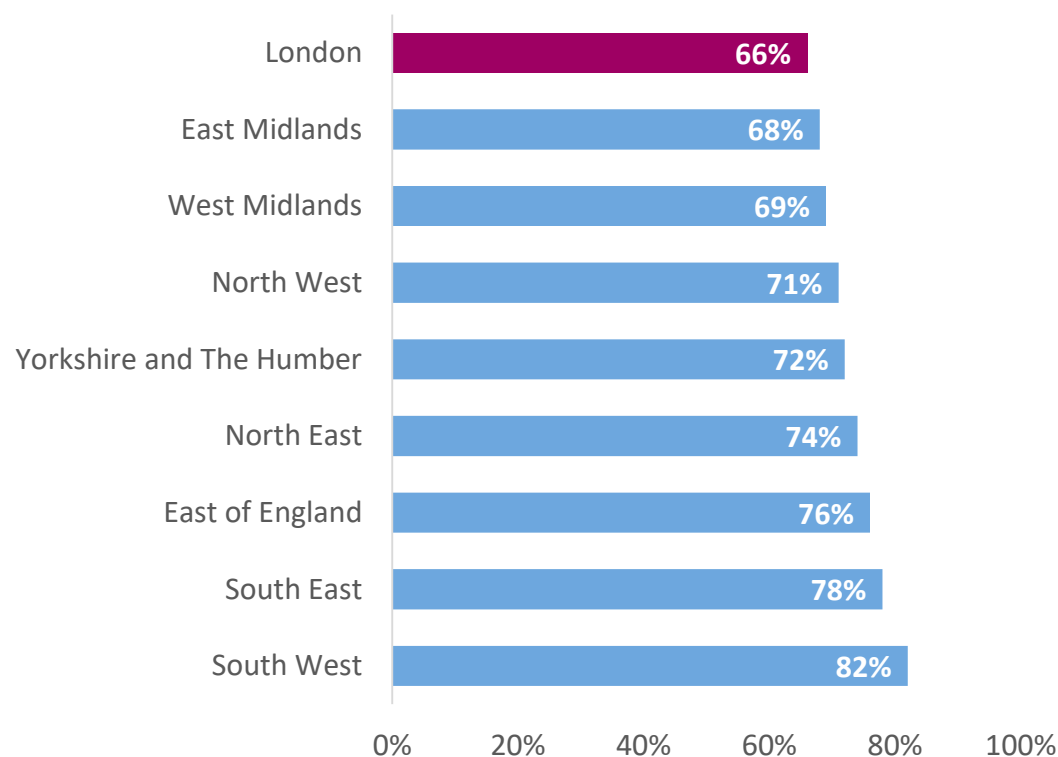
Headline measure (London) – 2019/20

Around two thirds (68 per cent) of Londoners have engaged with the arts once or more in the last year, the region least likely to have done so.

- Respondents in the South West (87 per cent), East of England (82 per cent) and South East (81 per cent) are the most likely to have engaged with the arts in the last year of all the regions.
- Across England, respondents living in urban areas (74 per cent) are less likely to have engaged with the arts than those living in rural areas (84 per cent).
- Those aged 75+ (64 per cent) are the least likely to have engaged with the arts in the last year amongst all age groups, while those aged 45-64 are the most likely (81 per cent).

3. Visits to heritage sites in the last year

Proportion of adults who have visited a heritage site in the last year



Base Adults aged 16+: North East: 758 North West: 1,058 Yorkshire and The Humber: 777 East Midlands: 713 West Midlands: 713 East of England: 802 London: 857 South East: 1,067 South West: 757

Headline measure (London) – 2019/20

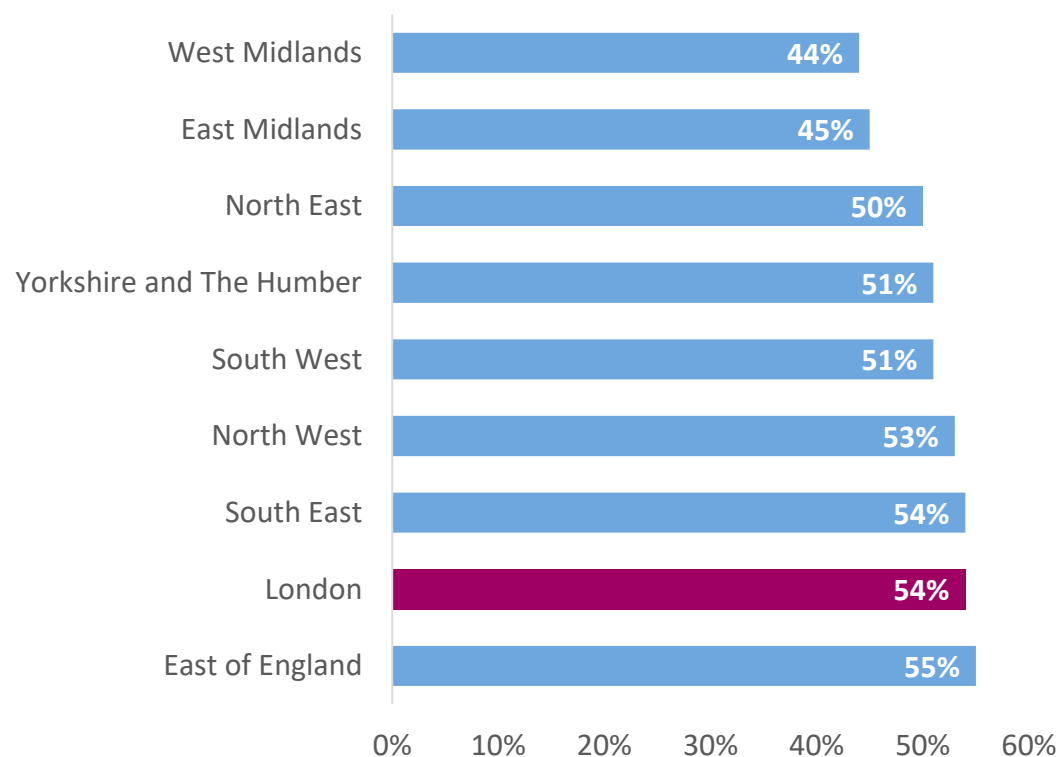
Around two thirds (66 per cent) of Londoners have made a visit to a heritage site in the last year, the region least likely to have done so.

- Respondents in the South West (82 per cent) and South East (78 per cent) are the most likely to have visited a heritage site in the last year of all the regions.
- 16-24 year olds (63 per cent) across England are the least likely age group to have made a visit to a heritage site whereas those age 65-74 (78 per cent) are most likely to have made a visit.
- Those living in rural areas (83 per cent) are more likely to have made a visit to a heritage site in the last year than those living in urban areas (70 per cent).

Note: This includes whether respondents have visited any heritage sites such as a city or town with historic character, a monument such as a castle, fort or ruin, and a historic park or garden open to the public (a [full list](#) can be found on the DCMS website).

4. Visits to museums and galleries within the last year

Proportion of adults who have visited a museum or gallery in the last year



Base Adults aged 16+: North East: 758 North West: 1,058 Yorkshire and The Humber: 777 East Midlands: 713 West Midlands: 713 East of England: 802 London: 857 South East: 1,067 South West: 757

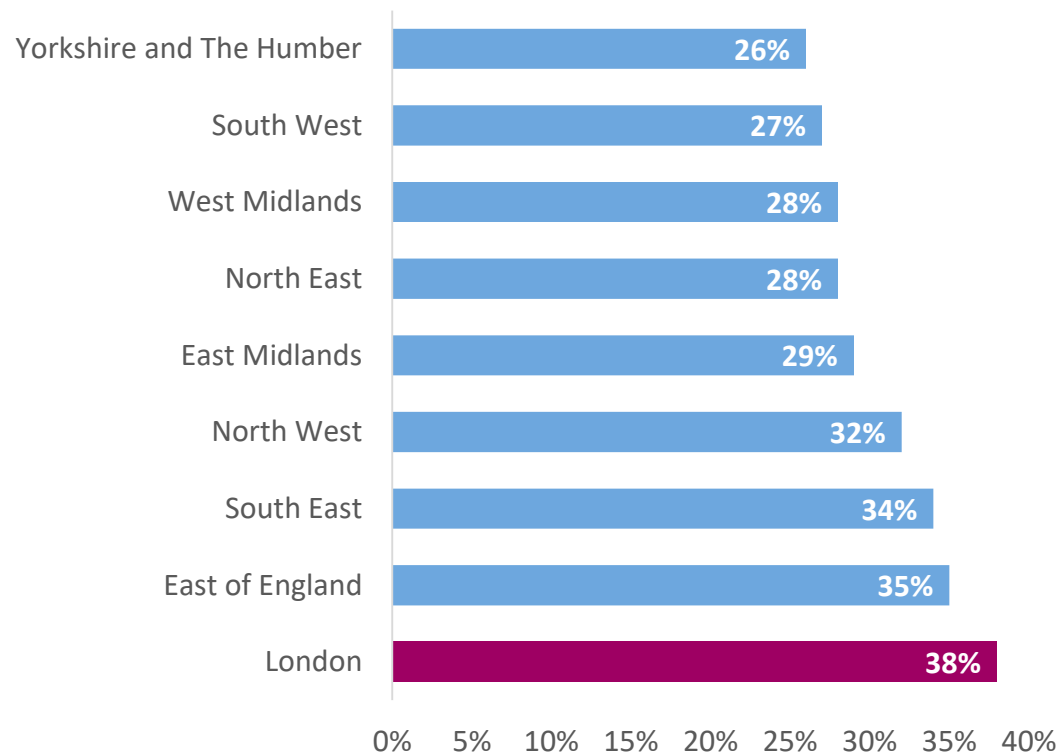
Headline measure (London) – 2019/20

Just over half (54 per cent) of Londoners have visited a museum or gallery in the last year.

- Londoners are one of the most likely regions to have visited a museum or gallery in the last year, along with those in the East of England (55 per cent) and South East (54 per cent).
- Across England, Black people (28 per cent) are least likely to have visited a museum or gallery in the last year whereas people with a Mixed ethnic background (63 per cent) are most likely.
- Respondents aged 16-24 (45 per cent) are more likely to have visited a museum or gallery in the last year compared with those aged 75 and older (36 per cent).

5. Library visits in the last year

Proportion of adults who have visited a library in the last year



Base Adults aged 16+: North East: 758 North West: 1,058 Yorkshire and The Humber: 777 East Midlands: 713 West Midlands: 713 East of England: 802 London: 857 South East: 1,067 South West: 757

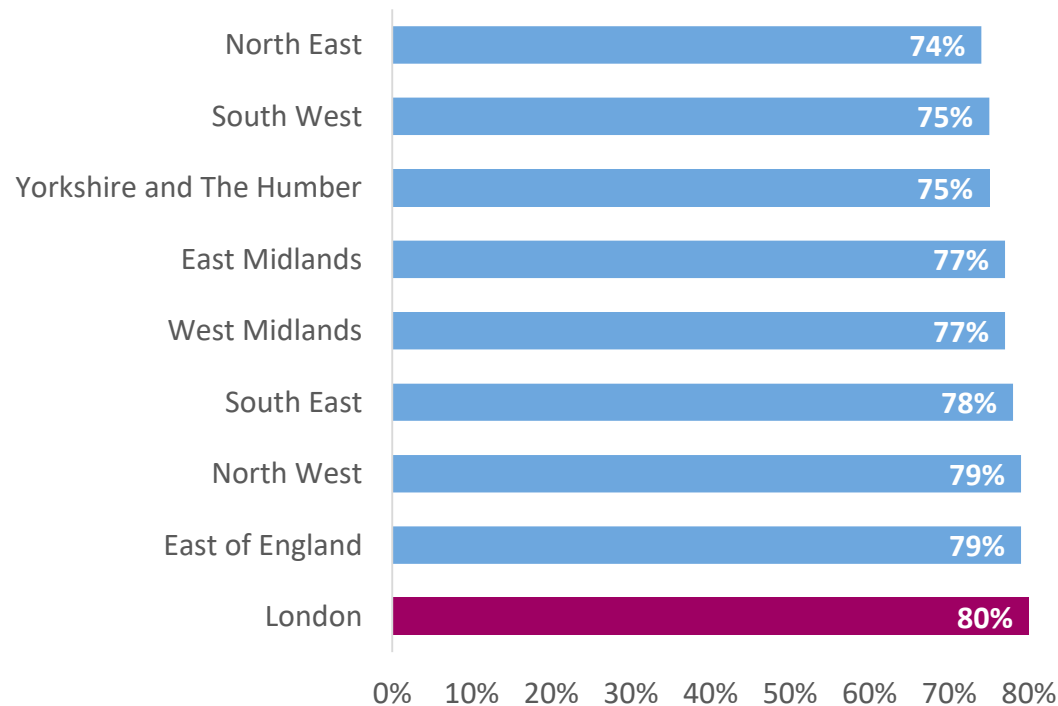
Headline measure (London) – 2019/20

Around four in ten (38 per cent) Londoners visited a library in the last year – the highest out of all the regions.

- Respondents in Yorkshire and The Humber (26 per cent) and South West (27 per cent) are least likely to have visited a library in the last year, out of all regions.
- Across England, women (37 per cent) are more likely to visited a library in the last year than men (26 per cent).

6. Ability to use the internet

Proportion of adults who rated their ability to use the internet at 7 or higher, where 0 is 'low ability' and 10 is 'high ability'



Base Adults aged 16+: North East: 633 North West: 919 Yorkshire and The Humber: 668 East Midlands: 616 West Midlands: 611 East of England: 730 London: 780 South East: 969 South West: 670

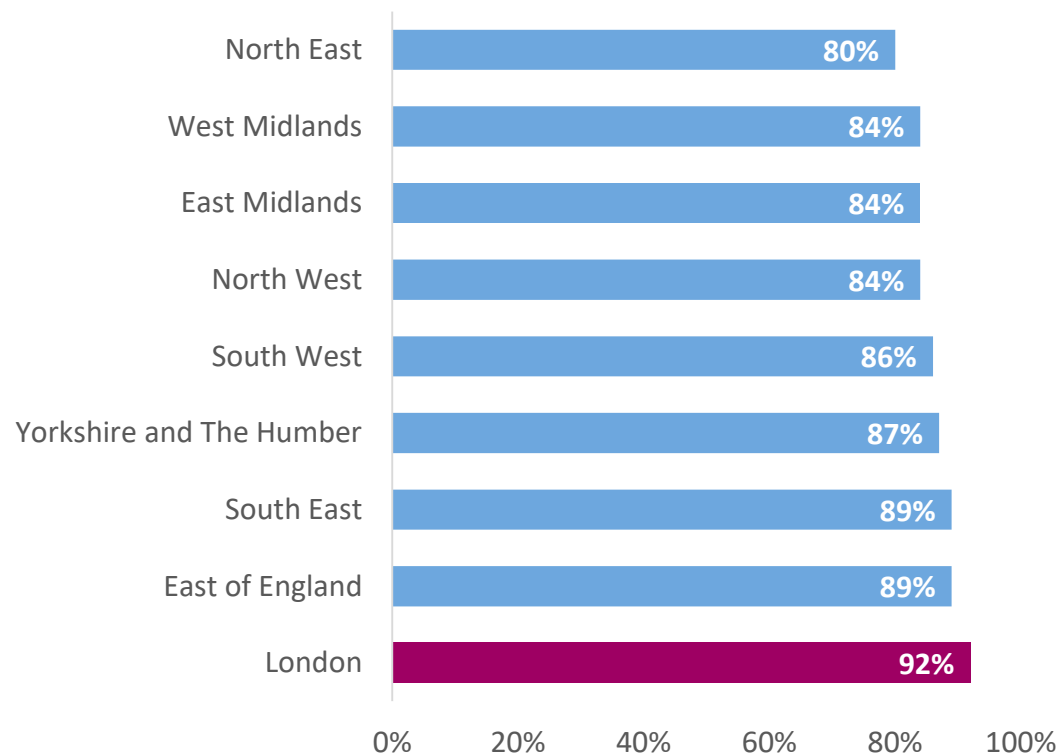
Headline measure (London) – 2019/20

Around eight in ten (80 per cent) Londoners reported a high ability to use the internet (score of 7 or more, where 0 is 'low ability' and 10 is 'high ability').

- Ability to use the internet in London is broadly similar to respondents in all other regions of England.
- Across England, a higher proportion of 16-24 year olds (95 per cent) claim to be proficient whereas those aged 75 and over (33 per cent) are least likely.
- A higher proportion (84 per cent) of those in higher managerial, administrative and professional occupations rated their internet proficiency as high. Conversely, only 67 per cent of those in routine and manual occupations rated their ability as high.

7. Access to social networking sites/ applications in the last year

Proportion of adults who have accessed social networking sites or applications in the last year



Base Adults aged 16+: North East: 758 North West: 1,058 Yorkshire and The Humber: 777 East Midlands: 713 West Midlands: 713 East of England: 802 London: 857 South East: 1,067 South West: 757

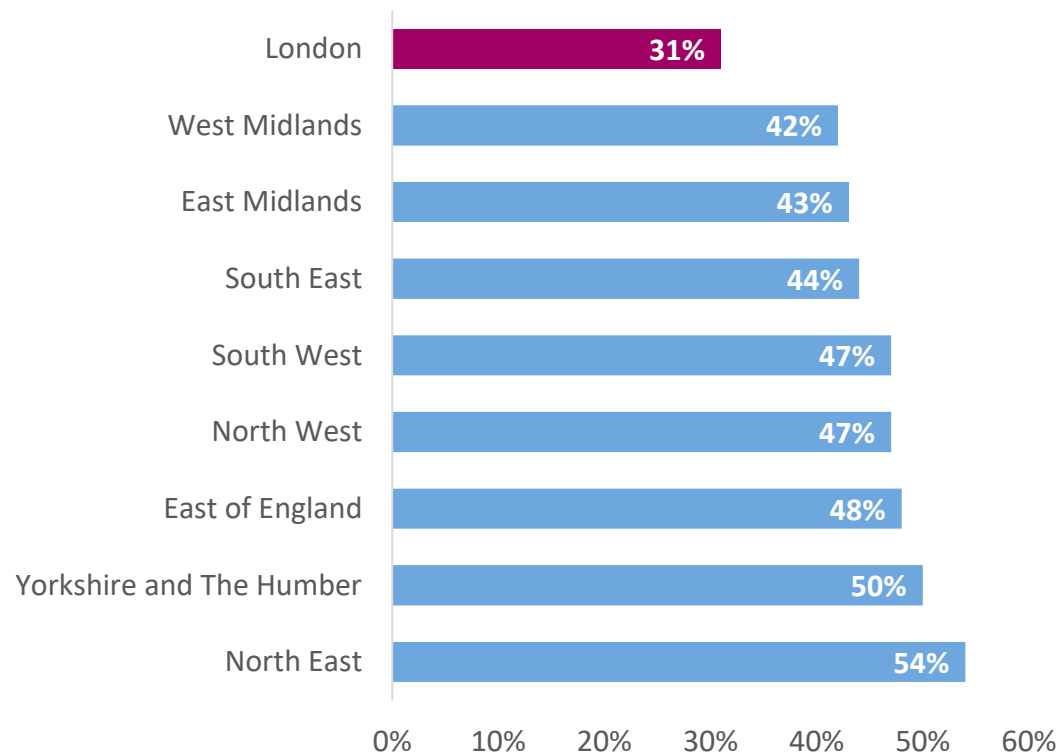
Headline measure (London) – 2019/20

The majority of Londoners (92 per cent) made use of social networking sites or applications in the last year – the highest out of all the regions.

- Across England, almost all 16-24 year olds (99 per cent) have accessed social networking sites in the last year, whereas only around four in ten (38 per cent) of those aged 75 and over have accessed them.
- Almost all respondents across England who are working have accessed social networking sites in the last year (96 per cent), compared with 74 per cent of those not working.
- Respondents with a long-term limiting illness or disability are less likely to have accessed social networking sites in the last year (78 per cent) compared with those without (91 per cent).

8. Gambling and lottery playing in the last year

Proportion of adults who have played a National Lottery game in the last year



Base Adults aged 16+: North East: 758 North West: 1,058 Yorkshire and The Humber: 777 East Midlands: 713 West Midlands: 713 East of England: 802 London: 857 South East: 1,067 South West: 757

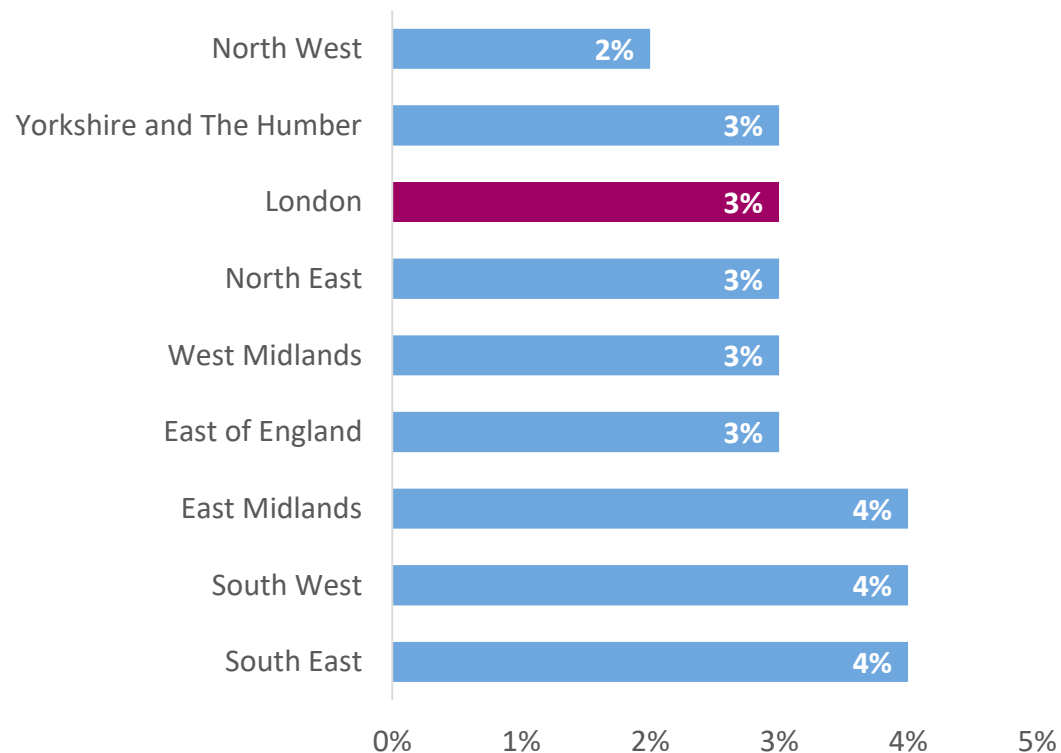
Headline measure (London) – 2019/20

Around three in ten (31 per cent) Londoners had played a National Lottery game in the last year – the lowest out of all the regions.

- Across England, respondents aged 45-64 (54 per cent) are more likely to have played a National Lottery game in the last year compared with 16-24 year olds, who are the least likely age group (21 per cent).
- White people (47 per cent) are more likely to have played in the last year compared with people with a Mixed ethnic background (42 per cent), Black people (30 per cent) and Asian people (23 per cent).

9. Visits to an archive centre in the last year

Proportion of adults who have visited an archive centre in the last year



Base Adults aged 16+: North East: 758 North West: 1,058 Yorkshire and The Humber: 777 East Midlands: 713 West Midlands: 713 East of England: 802 London: 857 South East: 1,067 South West: 757

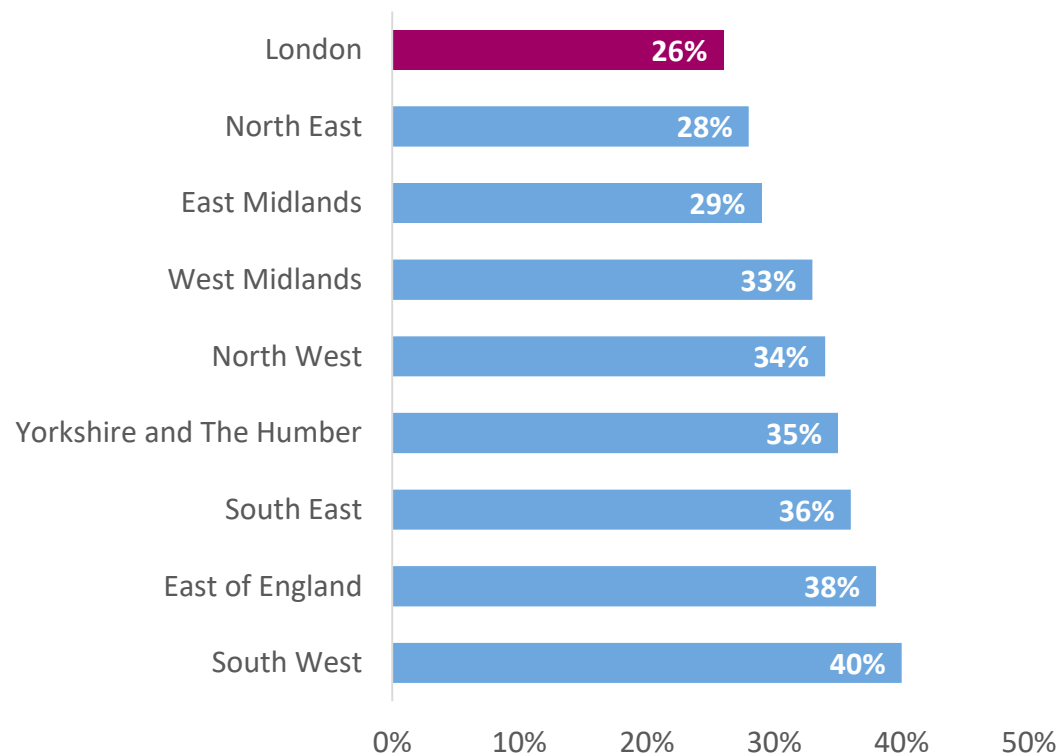
Headline measure (London) – 2019/20

A small proportion of Londoners (three per cent) visited an archive centre or records office in the last year.

- The proportion visiting an archive centre in London is broadly similar to respondents in all other regions of England.
- Across England, those aged 65-74 (six per cent) are more likely to visited an archive centre or records office in the last year compared with 25-44 year olds (two per cent).

10. Charitable giving in the last year

Proportion of adults who have donated money in the last year



Base Adults aged 16+: North East: 758 North West: 1,058 Yorkshire and The Humber: 777 East Midlands: 713 West Midlands: 713 East of England: 802 London: 857 South East: 1,067 South West: 757

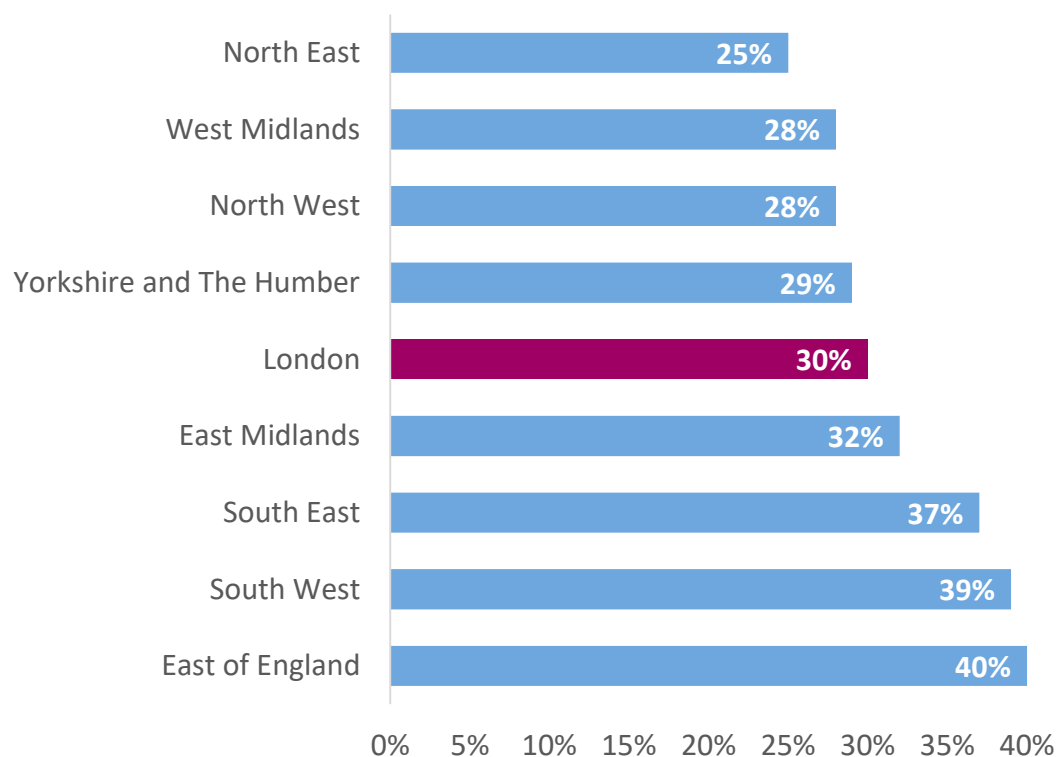
Headline measure (London) – 2019/20

Around a quarter (26 per cent) of Londoners donated money in the last 12 months – the lowest out of all the regions.

- Across England, home owners (39 per cent) are more likely to have donated in the last year, compared with social renters (18 per cent) and private renters (28 per cent).
- Those in routine and manual occupations (23 per cent) are less likely to have donated in the last year, compared with those in intermediate occupations (31 per cent) and higher managerial occupations (45 per cent).

11. Voluntary work in the last year

Proportion of adults who have done any voluntary work in the last year



Base Adults aged 16+: North East: 758 North West: 1,058 Yorkshire and The Humber: 777 East Midlands: 713 West Midlands: 713 East of England: 802 London: 857 South East: 1,067 South West: 757

Headline measure (London) – 2019/20

Around three in ten (30 per cent) Londoners had done voluntary work in the last year – similar to the England average of 32 per cent.

- Respondents in the North East are less likely to have done voluntary work in the last year (25 per cent) compared with those in the East of England (40 per cent), South West (39 per cent) and South East (37 per cent).
- Across England, those aged 16-24 (39 per cent) are most likely to have volunteered in the last year, while those aged 75 and over (28 per cent) are the least likely.
- Home owners (36 per cent) are more likely to have done voluntary work in the last year, compared with social renters (22 per cent) and private renters (28 per cent).

12. Conclusion

- These findings, taken from the 2019/20 Taking Part survey which ran from April 2019 to March 2020, generally show that Londoners have higher engagement with museums and galleries, and libraries compared with other regions, while engagement with the arts and visits to heritage sites are lower.
- Of all the regions, Londoners are the least likely to have donated money in the last 12 months (26 per cent), though the proportion of Londoners doing voluntary work (30 per cent) is similar to the average across England.
- The majority of Londoners accessed social networking sites or applications in the last year – the highest out of all the regions.
- Londoners are the least likely of all the regions to have played a National Lottery game in the last year (31 per cent).



Contact details

Social Policy Analysis Team

City Intelligence Unit

Greater London Authority

SocialEvidence@London.gov.uk