

Intelligence Briefing

Strategic Crime Analysis

London Crime – A National Picture

Changes over the twelve months to June 2011

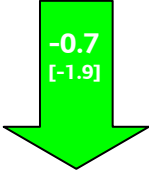
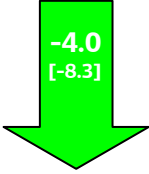

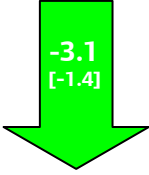
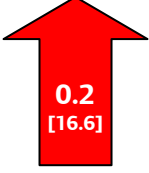
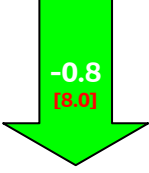
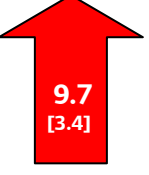
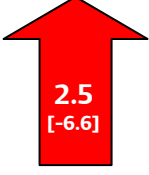

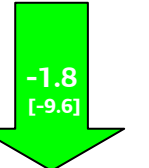


Strategic Crime Analysis @ GLA INTELLIGENCE UNIT


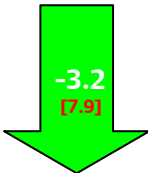

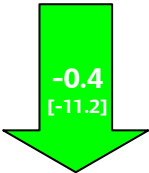

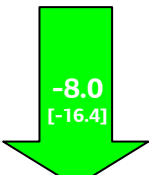


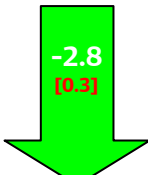
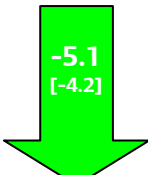
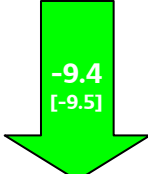
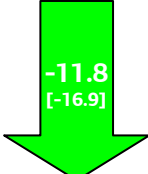
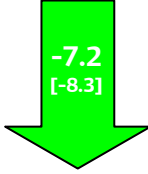
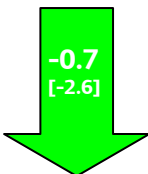
In response to the publication of the Home Office 'Crime in England and Wales, Quarterly Update to June 2011' published in October 2011, please find below headline changes for how London fares in key national crime indicators for this period Jul10-June11 compared with Jul09-Jun10. Figures from the previous report covering this earlier period are shown in [brackets].

All data is taken from the Home Office publication.

An [Instant Atlas visualisation](#) of this and historic data is also available.

	London change %	England & Wales Change %	London as % of Eng & Wal	Rate Rank compared with other forces
All crime	 -0.7 [-1.9]	 -4.0 [-8.3]	20.4 [20.0]	106.1 [139.7] 1st [1st]
Violence against the person	 -7.7 [-0.2]	 -3.1 [-1.4]	20.6 [20.5]	20.8 [21.4] 1st [1st]
Sexual Offences	 0.2 [16.6]	 -0.8 [8.0]	19.0 [18.9]	1.3 [1.3] 2nd [2nd]
Robbery	 9.7 [3.4]	 2.5 [-6.6]	49.0 [47.5]	4.8 [4.6] 1st [1st]
All Burglary	 4.8 [-4.8]	 -1.8 [-9.6]	18.4 [17.9]	12.2 [12.1] 4th [6th]

Strategic Crime Analysis @ GLA INTELLIGENCE UNIT

Burglary in dwelling			24.5 [23.5]	8.1 [7.9] 2nd [2nd]
Burglary not in dwelling			12.4 [12.4]	4.2 [4.2] 32rd [33rd]
Theft vehicle-related			24.0 [23.6]	12.3 [13.6] 4th [1st]
Theft other			21.1 [20.9]	28.9 [28.3] 1st [1st]
Fraud and Forgery			26.3 [26.3]	4.8 [4.9] 1st [1st]
Criminal Damage			11.6 [11.6]	10.0 [10.4] 40th [40th]
Drug offences			27.6 [27.9]	8.1 [8.2] 2nd [2nd]

LASS figures may show up to 1% variation to figures used by the Home Office as LASS is kept up to date and includes changes in categorisations of individual crimes that may have occurred since June 2011 for crimes committed within the 24 month time period covered.