



Briefing on the latest HMRC Official Statistics on the Self-Employment Income Support Scheme (SEISS)

Adama Lewis, GLA Economics

June 2021



Background and context

In response to the coronavirus (COVID-19) pandemic the Government introduced two significant employment and income support schemes:

1. [Coronavirus Job Retention Scheme \(CJRS\)](#) – for employees (PAYE)
2. [Self-Employment Income Support Scheme \(SEISS\)](#) – for the self-employed

This briefing covers the fourth SEISS grants.

Five grants have been announced so far – the following slide presents further information on each; previous briefings can also be found on our [COVID-19 labour market analysis page](#).

Note – the SEISS is a grant paid directly to those who are eligible. This differs from the CJRS, paid weekly depending on an employee's furlough status.

Self-Employment Income Support Scheme (SEISS) Grants

Grant	Details
First SEISS grant: 3 May 2020 to 13 July 2020	80% of average monthly trading profits, paid out in a single instalment covering 3 months' worth of profits, and capped at £7,500 in total.
Second SEISS grant: 17 Aug 2020 to 19 Oct 2020	70% of average monthly trading profits, paid out in a single instalment covering 3 months' worth of profits, and capped at £6,570 total.
Third SEISS grant: 1 Nov 2020 to 29 Jan 2021	80% of their average monthly trading profits, paid out in two instalments covering 3 months' worth of profits, and capped at £7,500 in total.
Fourth SEISS grant: 1 Feb 2021 to 30 Apr 2021	80% of average monthly trading profits, paid out in a single instalment covering 3 months' worth of profits, and capped at £7,500 in total.
Fifth SEISS grant: May 2021 to Sept 2021*	80% of 3 months' average trading profits, capped at £7,500, for those with a turnover reduction of 30% or more. 30% of 3 months' average trading profits, capped at £2,850, for those with a turnover reduction of less than 30%.

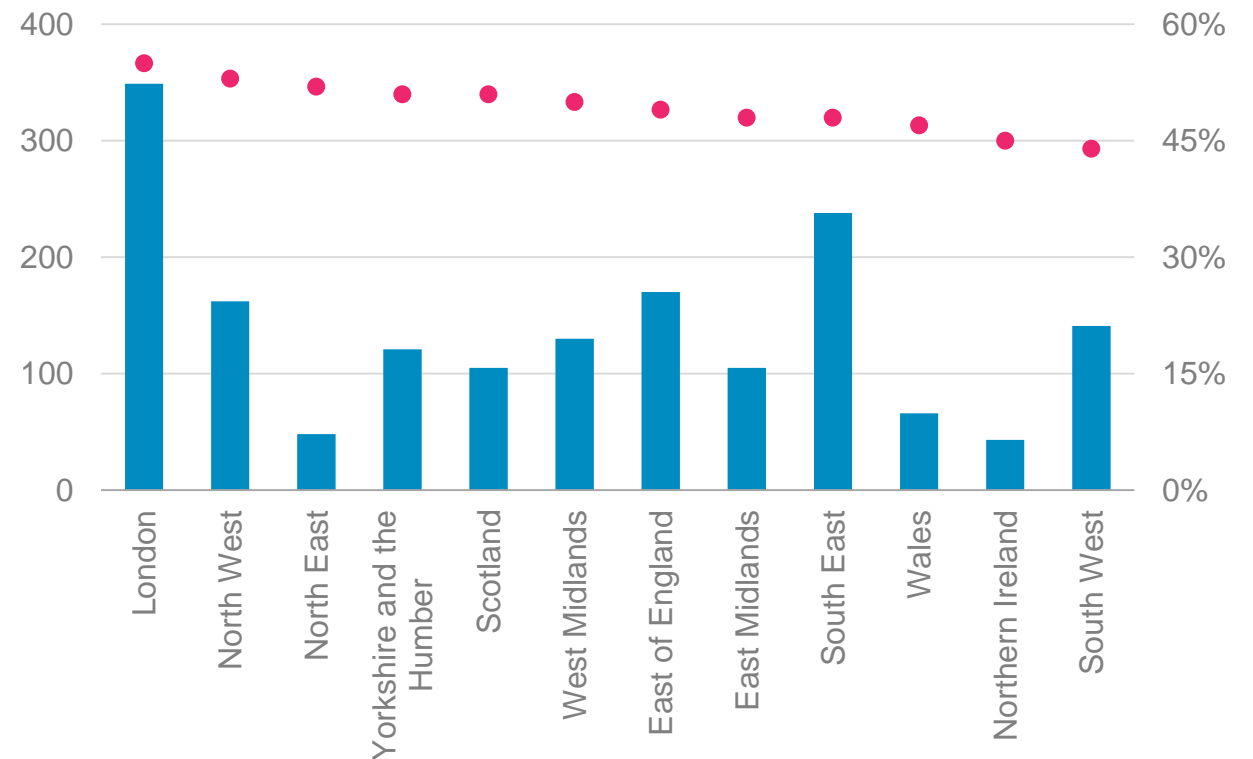
**Note: exact dates to be announced in early July with applications for the fifth grant due to open in late July.*

Almost 350,000 individuals in London claimed for the fourth SEISS grant – at 55%, this is the highest take-up rate in the UK

By 9 May 2021:

- There had been total of 349,000 claims for the fourth SEISS grant in London, more than in any other UK region or country.
- At 55% of the eligible population, London also recorded the highest take-up rate among UK regions/countries.
- By comparison, there had been a total of 1.68 million claims across the UK with an average take-up rate of 50%.
- In London, around three-quarters of claimants for the fourth SEISS grant were male (263,100) and only a quarter were female (85,600).

SEISS claims (000s, LHS) and take-up rates (% , RHS)
claims for the fourth grant made to 9 May 2021



In-line with the national picture, London's take-up rate for the fourth SEISS grant has been lower than in previous rounds

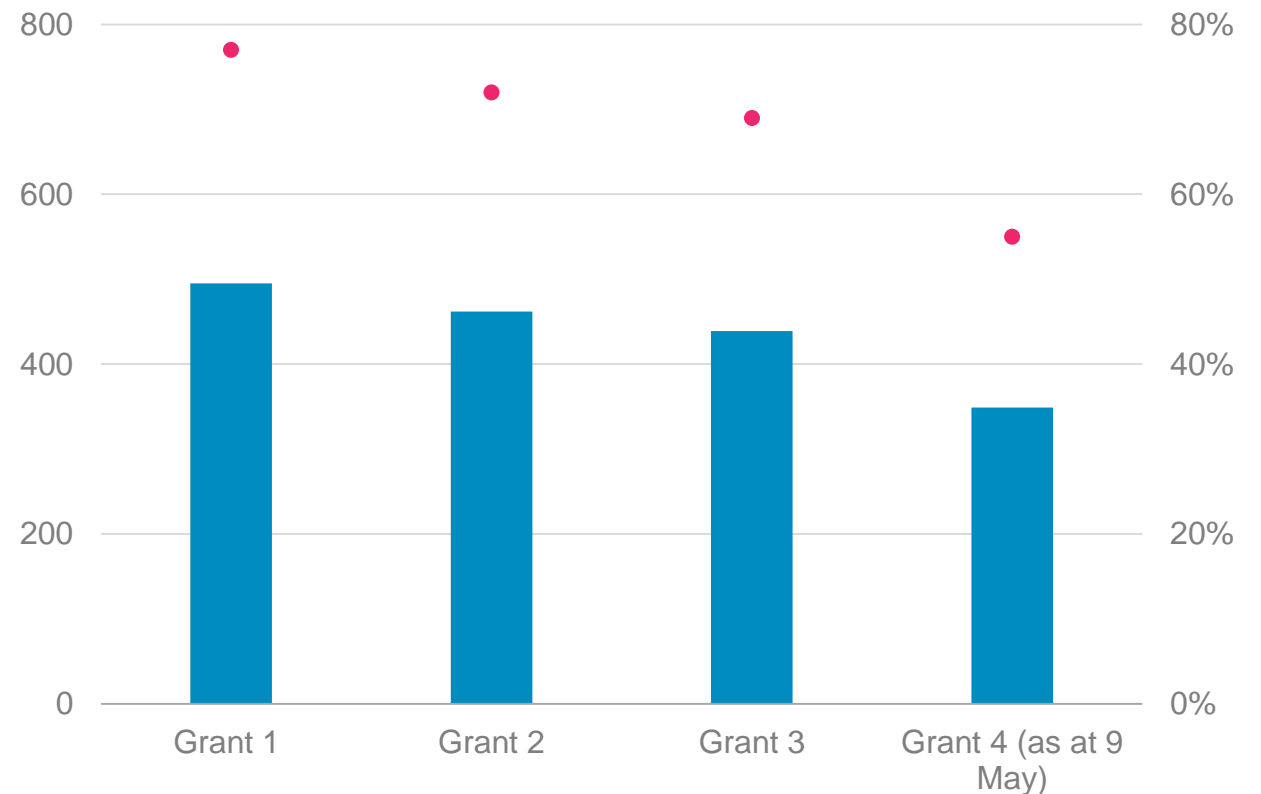
The total number of SEISS claims in the capital fell by 26% between the third grant and the fourth grant.

By 9 May 2021:

- London's take-up rate for the fourth grant (55%) was 14 percentage points lower than for the third grant and 17 percentage points lower than for the second.
- The UK take-up rate has followed similar trends (with take-up 15 percentage points lower than for the third grant and 19 percentage points lower than for the second).
- The total value of fourth grant claims in London was £1.02 billion with an average value of £2,900 (compared to a UK average of £2,800).

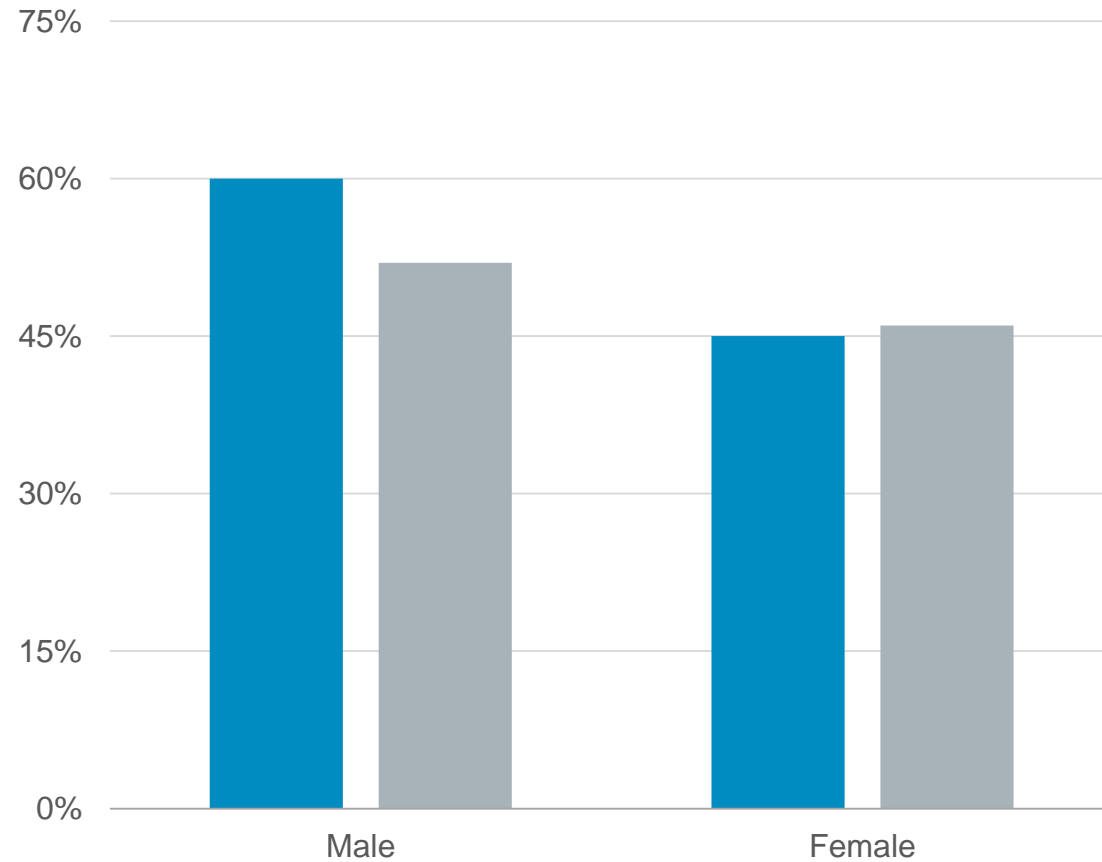
SEISS claims (LHS, 000s) and take-up rates (RHS)

London, grants 1 to 4 (claims made to 9 May 2021)

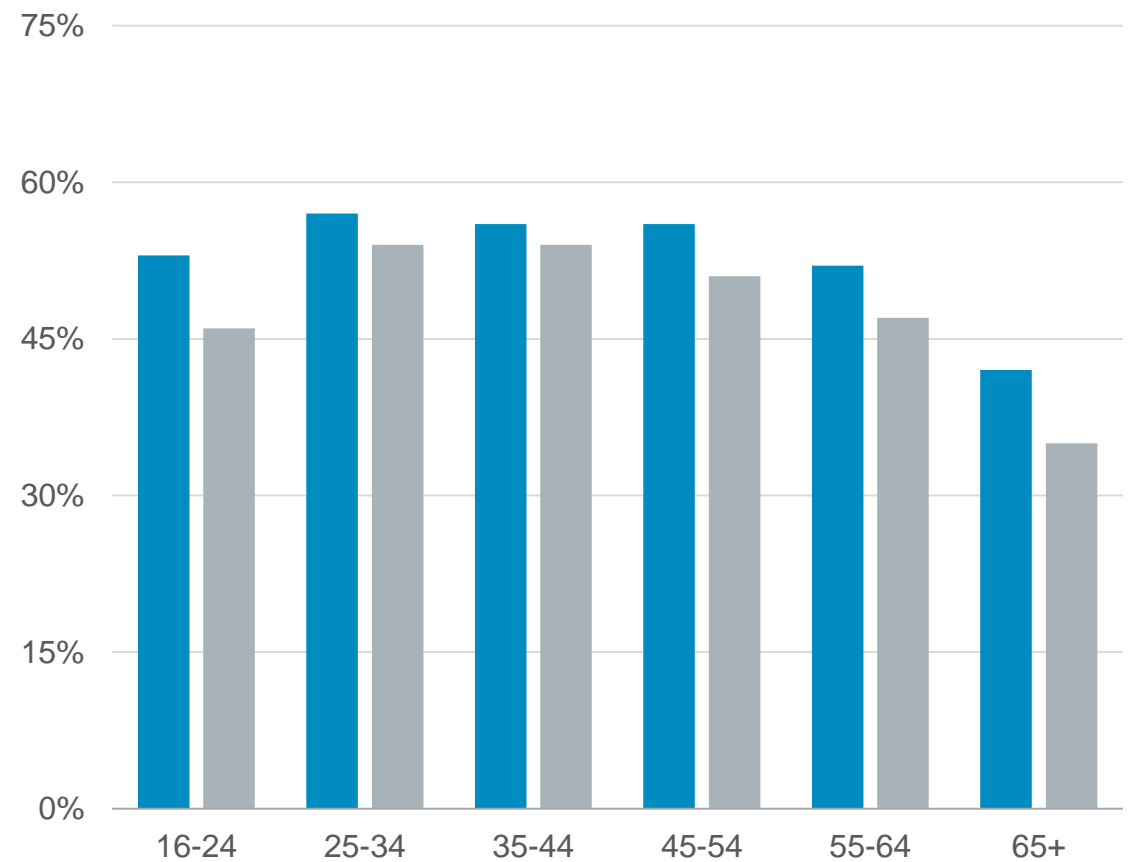


Take-up of the fourth SEISS grant has been relatively high among male Londoners and those aged 16-24 and 65+

SEISS take-up rate by gender for London and UK

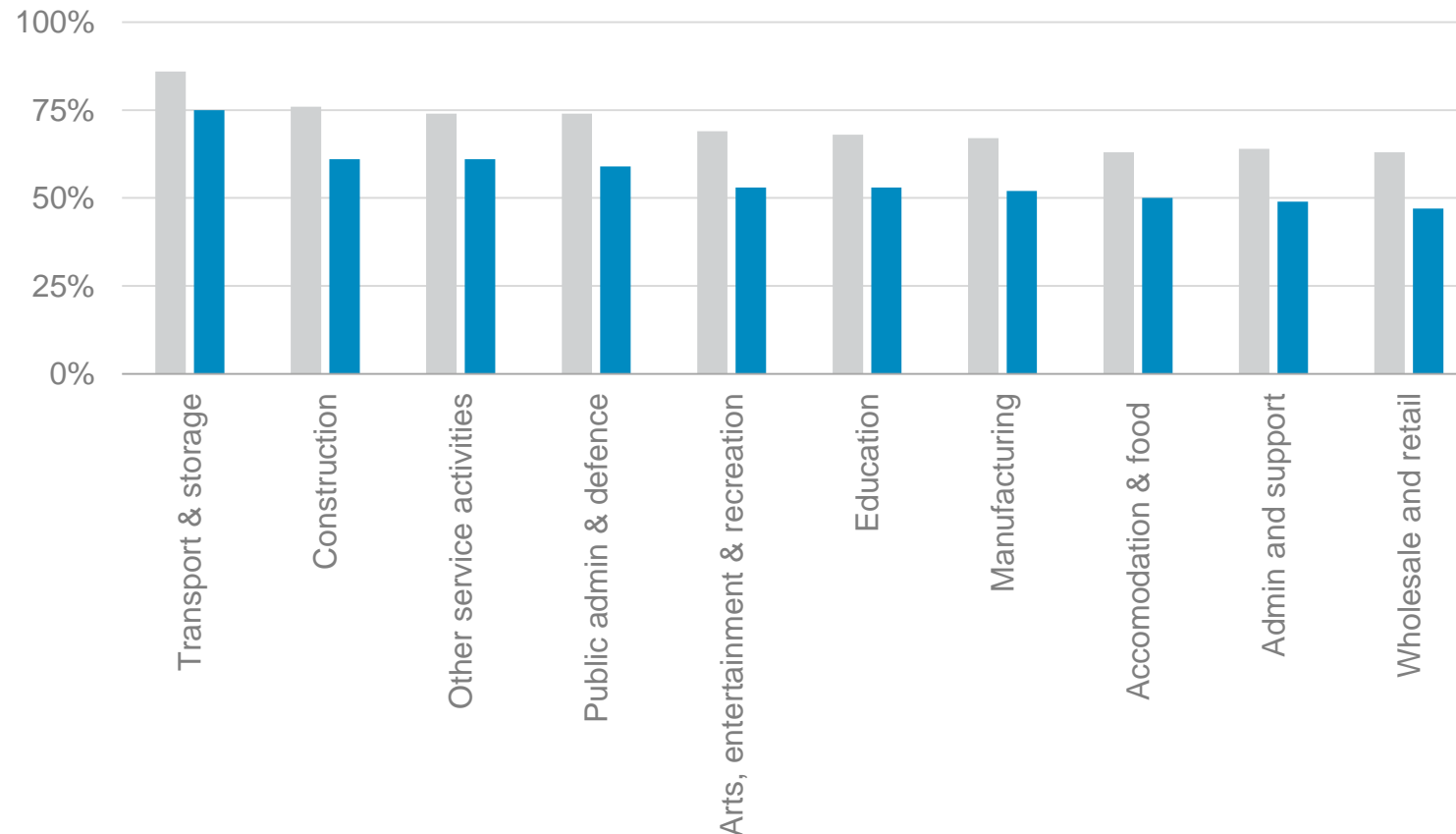


SEISS take-up rate by age for London and UK



The transport and storage sector continued to record the highest take-up rate for the latest SEISS round

London SEISS take-up rates for top 10 sectors for Grant 3 and Grant 4
claims for the fourth SEISS grant made to 9 May 2021



For the fourth SEISS grant in London:

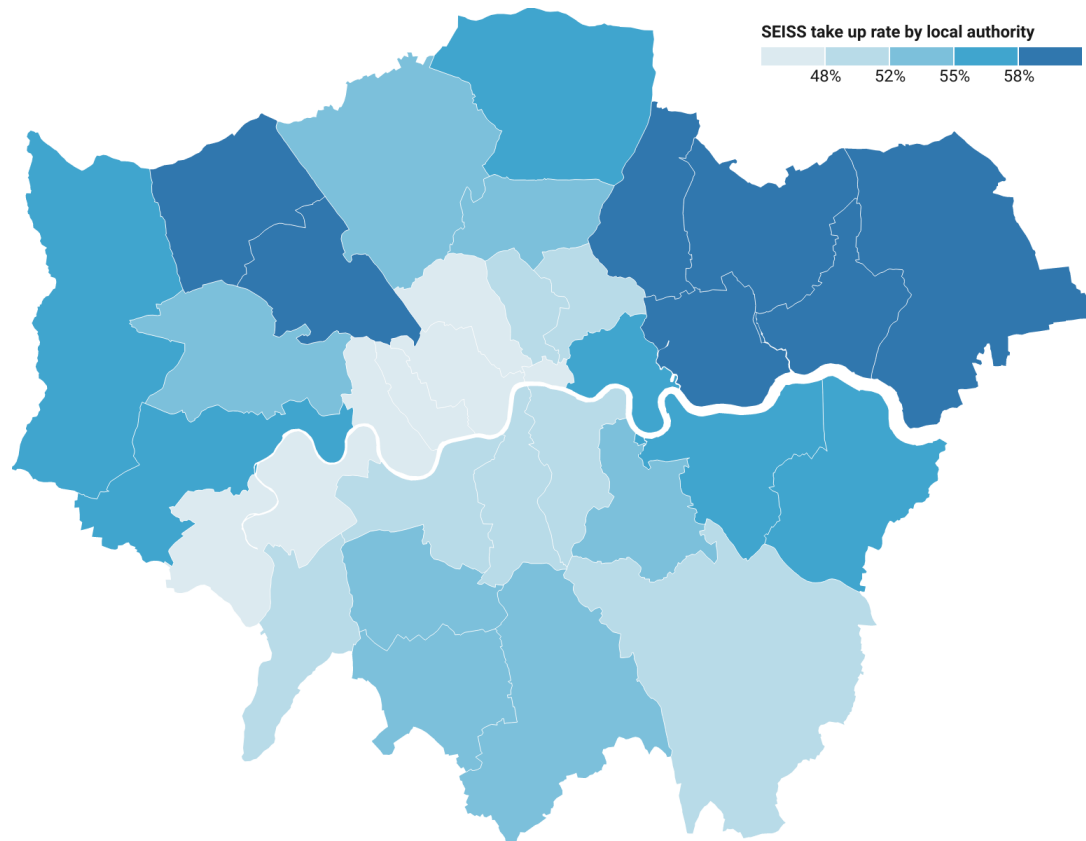
- Transport & storage had the highest take-up rate (75%).
- This was followed by Construction (61%) and Other services (61%).

Compared with the third SEISS grant:

- Arts & entertainment, Wholesale & retail, Health & social work and Real estate activities saw the largest declines in take-up in the fourth round (each down by 16 percentage points).
- All sectors saw a decline, although Transport & storage (11pp), Information & communications (12pp) recorded the lowest decline in percentage points.

Newham remains the local authority with the highest take-up rate for the fourth round of grants, followed by Harrow

Fourth round SEISS grant claims by London authority claims as a proportion of the potentially eligible population



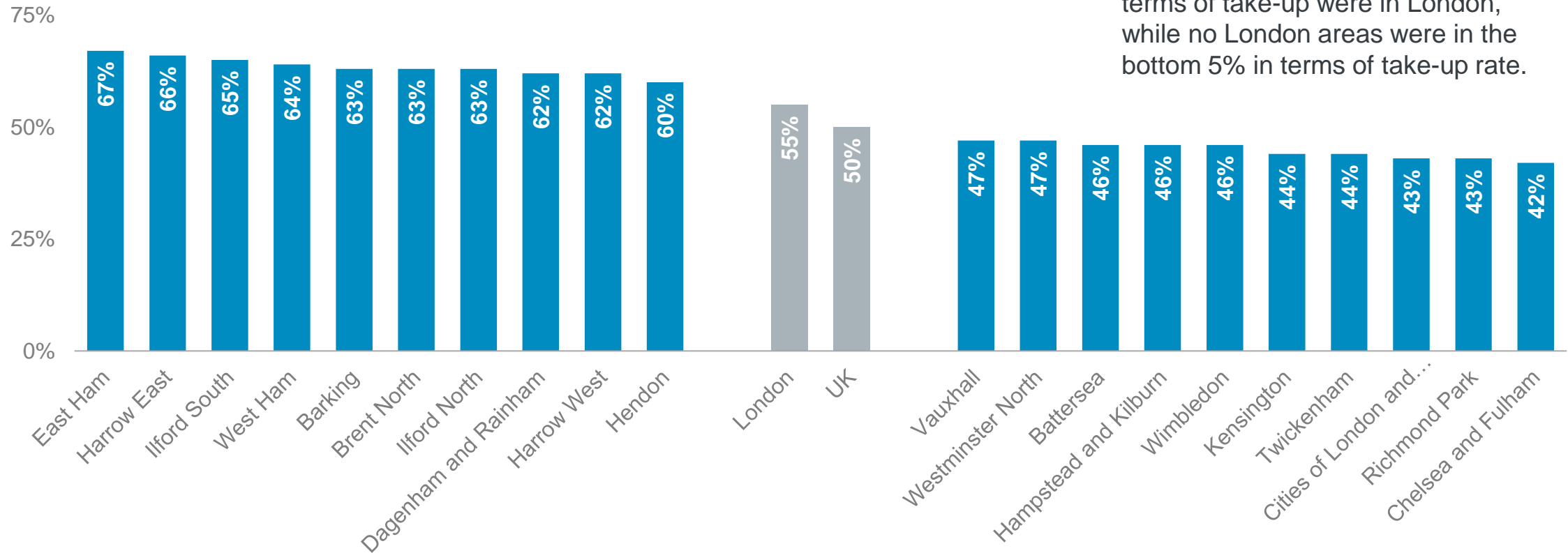
By 9 May 2021:

- At 65% of the eligible population, Newham remained the London authority with the highest take-up for the fourth SEISS grant (24,800 claims).
- This was followed by Harrow with a 64% take-up rate (17,900 claims) and Redbridge and Barking & Dagenham, both with a take-up rates of 63% (18,100 and 13,900 claims respectively).
- Excluding City of London, Kensington and Chelsea and Richmond upon Thames had the joint-lowest take-up rates of 43% (2,800 and 4,300 claims respectively). This was followed by Westminster with a 46% take-up rate (4,100 claims).

By parliamentary constituency, seven of top ten areas with the highest SEISS take-up rates across the UK are in London

Top and bottom 10 SEISS take-up rates by London parliamentary constituency
claims for the fourth SEISS grant made to 9 May 2021

Across the UK, seven out of the top ten parliamentary constituencies in terms of take-up were in London, while no London areas were in the bottom 5% in terms of take-up rate.



Note: Leyton & Wanstead and Walthamstow also had a take-up rate of 60% whilst Hammersmith and Dulwich & West Norwood also had a take-up rate of 47%



Notes on the data

The briefing covers the number of individuals claimants for the fourth SEISS grant up to 9 May 2021.

- It is based on Experimental statistics produced from HM Revenue & Customs' (HMRC) system for administering the scheme.
- This is combined with additional data from HMRC's Self Assessment system and other HMRC administrative systems.
- Because these statistics draw on administrative data, they provide a more comprehensive picture of the SEISS than other existing forms of data (i.e. surveys).
- Take-up rates are calculated as a proportion of all those who are eligible based on their PAYE and Self-employment tax returns information.