



Briefing on the latest HMRC Official Statistics on the Self-Employment Income Support Scheme (SEISS)

Ammar Ljubijankić, GLA Economics

September 2021



Background and context

In response to the coronavirus (COVID-19) pandemic the Government introduced two significant employment and income support schemes:

1. [Coronavirus Job Retention Scheme \(CJRS\)](#) – for employees (PAYE)
2. [Self-Employment Income Support Scheme \(SEISS\)](#) – for the self-employed

Five SEISS grants have been announced so far – the following slide presents further information on each; previous GLAE briefings can also be found on our COVID-19 labour market analysis [page](#).

The data in this briefing covers claims for the **fifth SEISS grant** up to 15 August 2021. The claims window for the fifth grant opened on 29 July 2021 and closes on 30 September 2021.

The data is based on Experimental Official Statistics produced by [HM Revenue and Customs](#) (HMRC).

Self-Employment Income Support Scheme (SEISS) Grants

| Grant | Details |
|--|--|
| First SEISS grant: 3 May 2020 to 13 July 2020 | 80% of average monthly trading profits, paid out in a single instalment covering 3 months' worth of profits, and capped at £7,500 in total. |
| Second SEISS grant: 17 Aug 2020 to 19 Oct 2020 | 70% of average monthly trading profits, paid out in a single instalment covering 3 months' worth of profits, and capped at £6,570 total. |
| Third SEISS grant: 30 Nov 2020 to 29 Jan 2021 | 80% of their average monthly trading profits, paid out in two instalments covering 3 months' worth of profits, and capped at £7,500 in total. |
| Fourth SEISS grant: 22 Apr 2021 to 1 June 2021 | 80% of average monthly trading profits, paid out in a single instalment covering 3 months' worth of profits, and capped at £7,500 in total. |
| Fifth SEISS grant: 29 Jul 2021 to 30 Sept 2021 | 80% of 3 months' average trading profits, capped at £7,500, for those with a turnover reduction of 30% or more. 30% of 3 months' average trading profits, capped at £2,850, for those with a turnover reduction of less than 30%. |

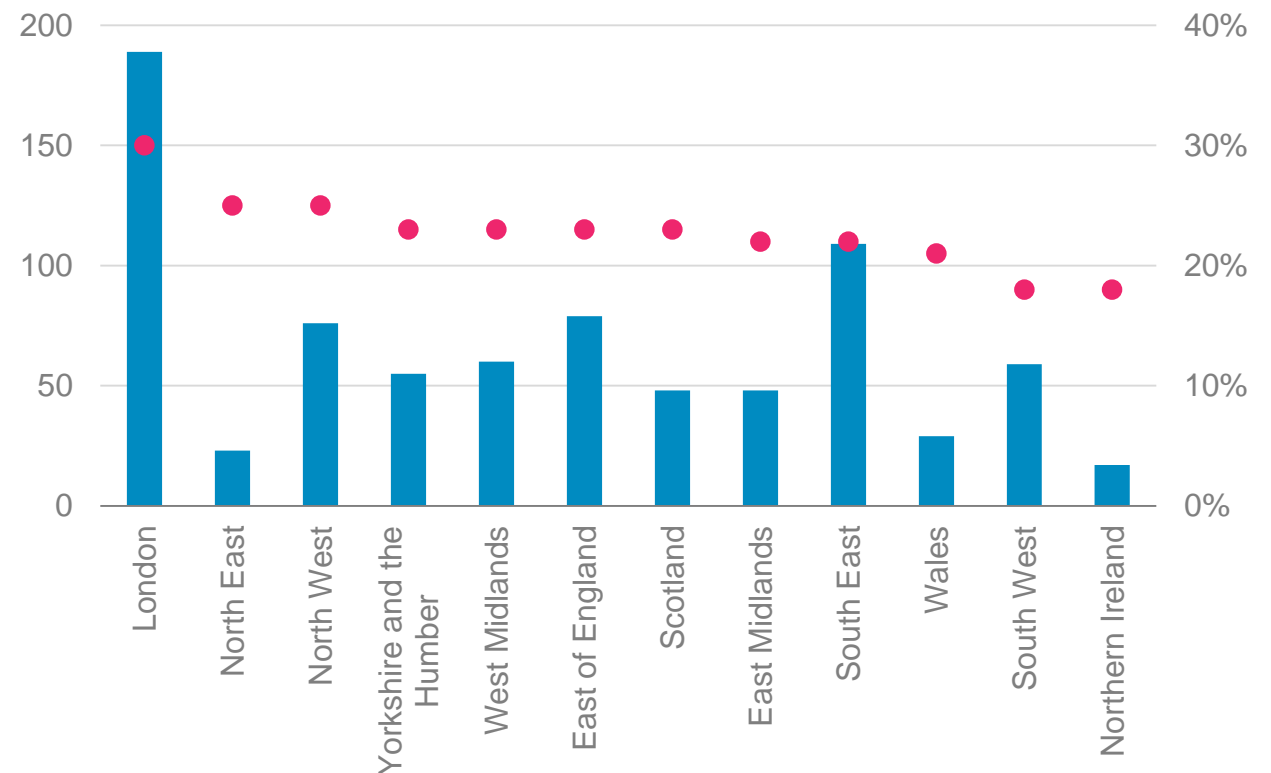
To date London has the highest number and take up of fifth grant SEISS claims in the UK

By 15 August 2021:

- There had been 189,000 claims for the fifth SEISS grant in London. This was more than in any other UK region or country and accounted for 24% of all claims in the UK.
- With 30% of potentially eligible individuals having claimed for the fifth grant, London also recorded the highest take-up rate among UK regions/countries.
- By comparison, there had been a total of 792,000 claims across the UK, with an overall take-up rate of 24%.
- In London, 78% of claimants for the fifth SEISS grant were male (148,000) – the highest share of all UK regions/countries (73% in the UK overall).

SEISS claims (000s, LHS) and take-up rates (% , RHS)

Fifth grant claims made to 15 August 2021, by UK region/country



In-line with the national picture, London's take-up rate for the fifth SEISS grant has been lower than in previous rounds so far

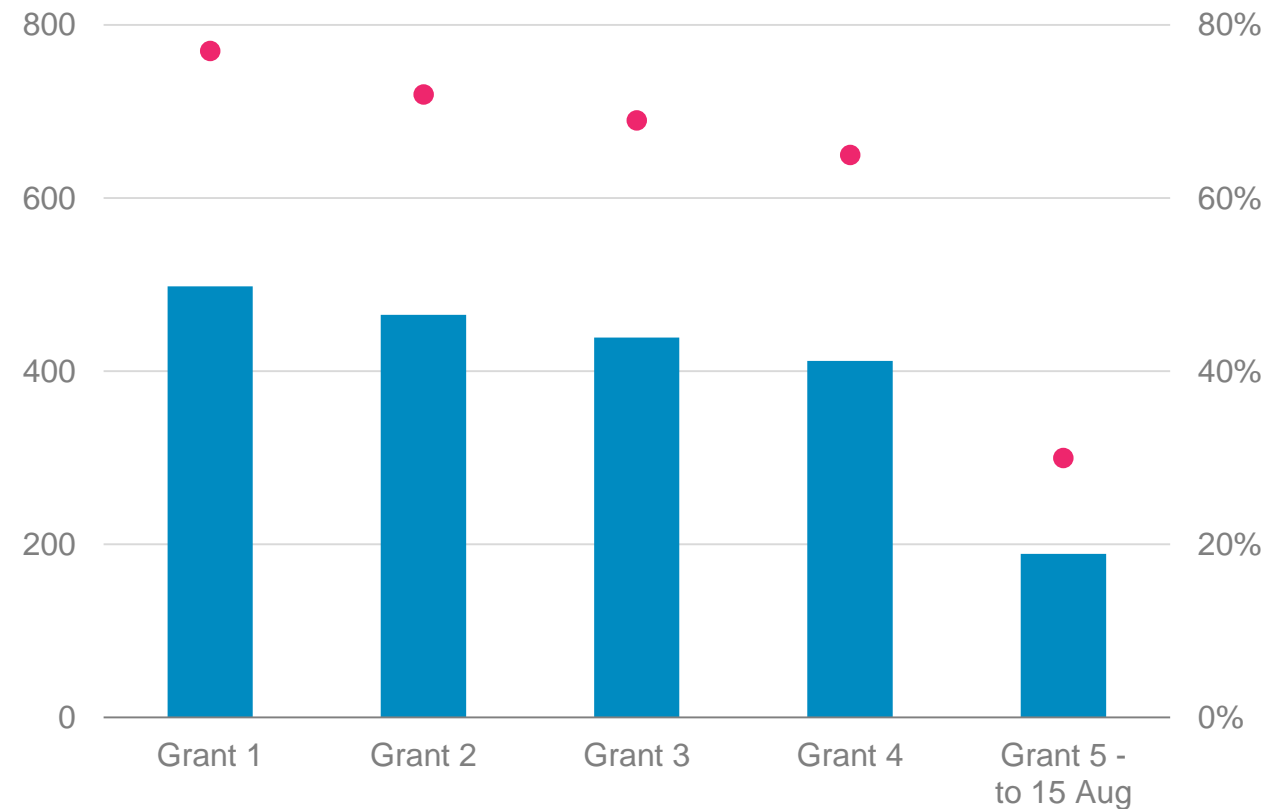
The latest data only covers claims for the fifth SEISS grant up until 15 August 2021. The claims window closes on 30 September 2021 and the figures presented for the fifth grant are not final.

By 15 August 2021:

- The number of SEISS claims in London was 189,000 for the fifth grant. This compares to a final total of 412,000 claims for the fourth grant.
- London's take-up rate for the fifth SEISS grant was 30%, whereas the final take-up rate for the fourth grant was 65%.
- The UK take-up rate for the fifth grant is similarly low in the latest data – at 24% compared to a final take-up rate of 58% for the fourth grant.
- The total value of fifth grant claims in London so far is £440 billion with an average value of £2,300 (in-line with the UK average).*

SEISS claims (000s, LHS) and take-up rates (% , RHS)

London, grants 1 to 5 (fifth grant claims made to 15 August 2021)

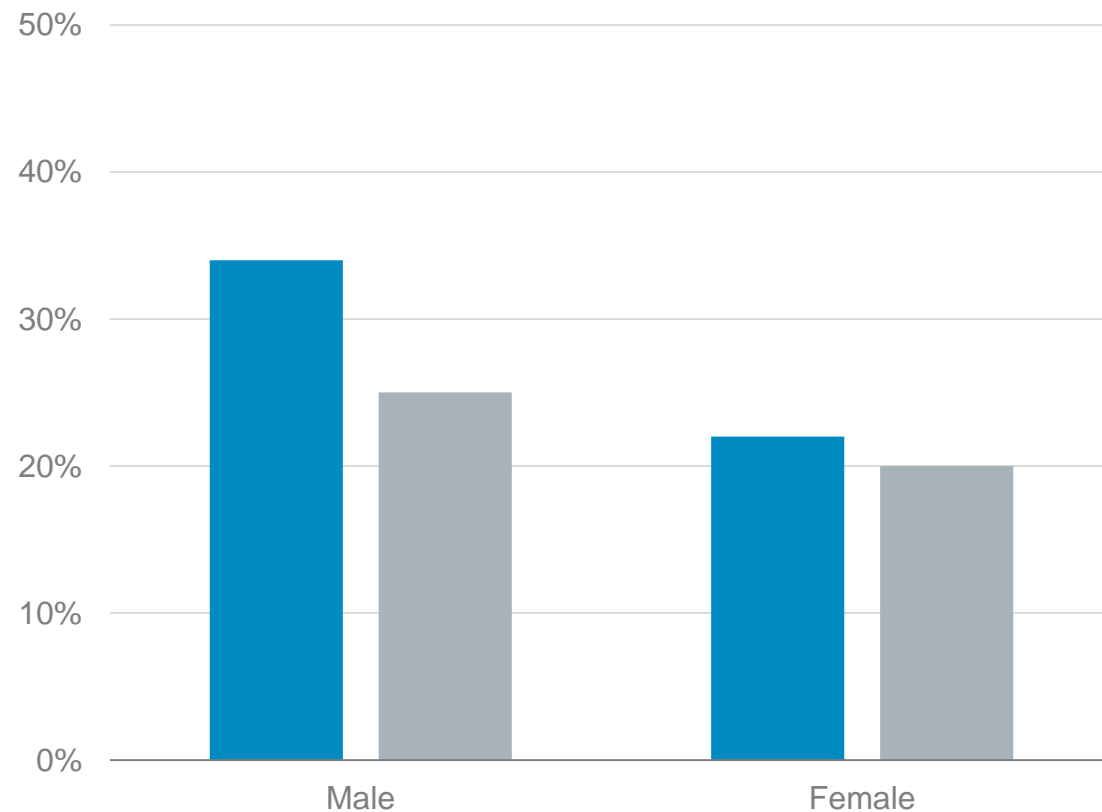


*This is down from an average claim value of £2,900 for the fourth SEISS grant (£2,800 for the UK on average). The fifth SEISS grant has a lower average claim due to some claimants receiving a 30% lower grant instead of the 80% higher grant

Take-up rates of the fifth SEISS grant in London remain higher than the UK average across genders and age groups

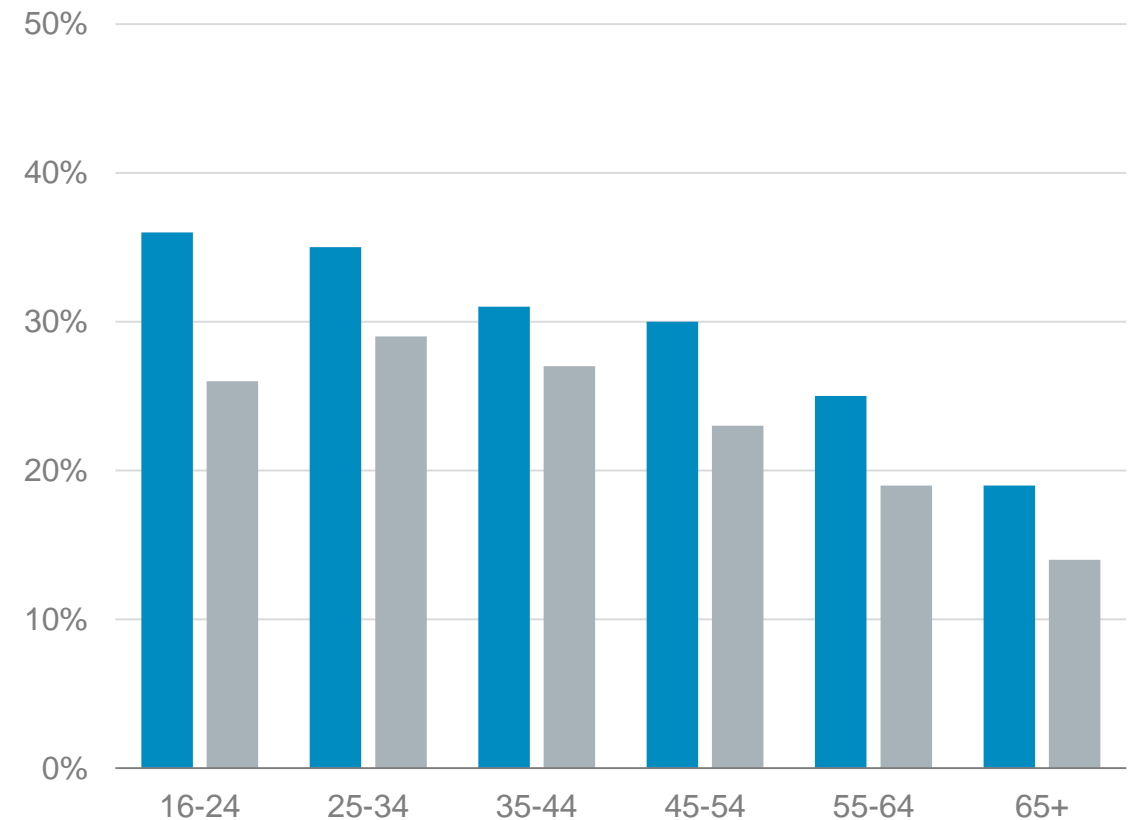
SEISS take-up rate by gender for London and UK

Fifth grant claims made to 15 August 2021



SEISS take-up rate by age for London and UK

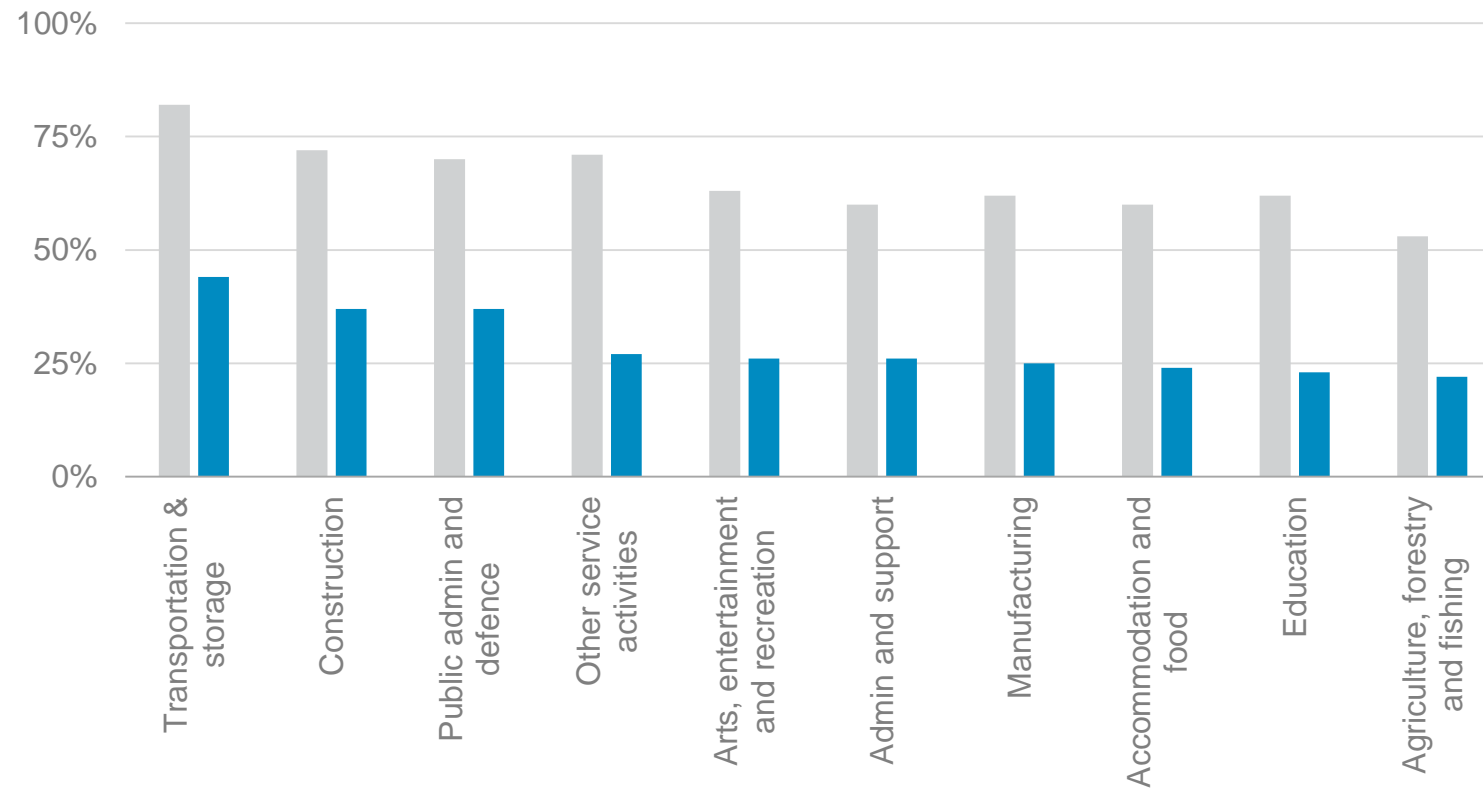
Fifth grant claims made to 15 August 2021



The transport and storage sector had the highest take-up rate for the latest SEISS round

London SEISS take-up rates for top 10 Grant 5 sectors alongside rates for Grant 4

Claims for the fifth SEISS grant made to 15 August 2021



For fifth SEISS grant claims in London made to 15 August 2021:

- Transport & storage had the highest take-up rate (44%).
- This was followed by construction (37%) and public administration (37%).

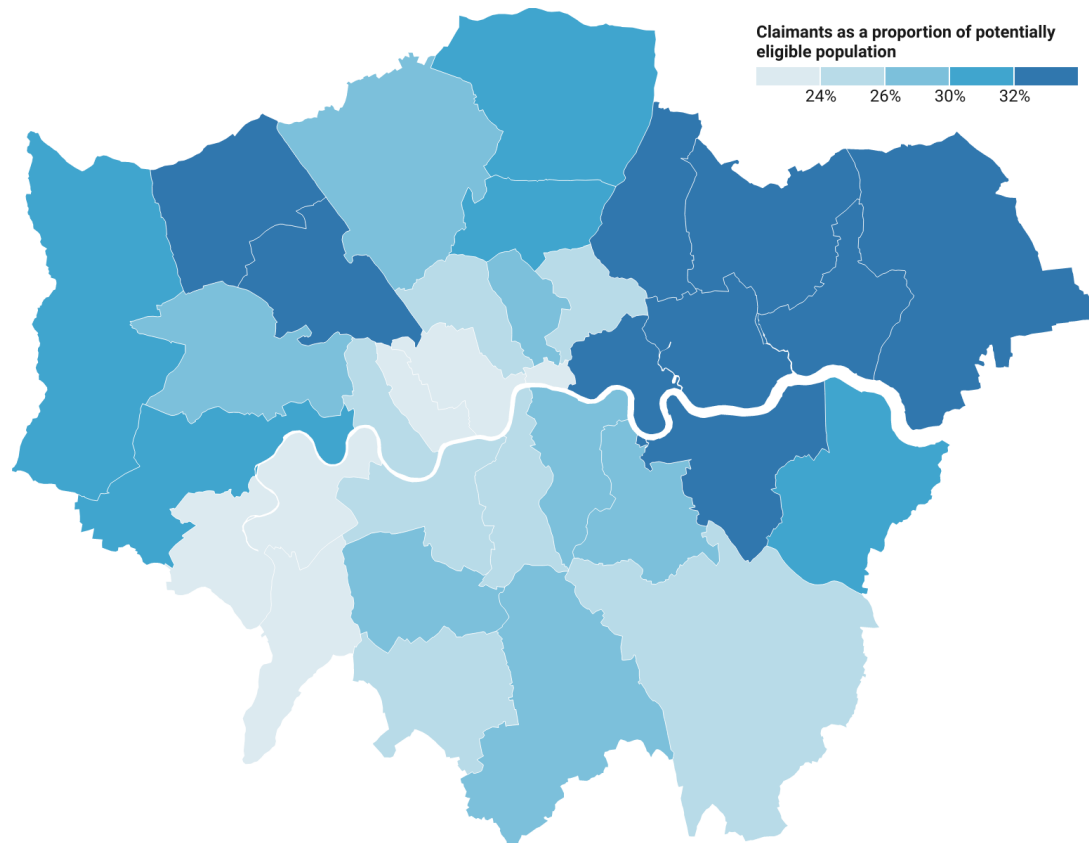
These are similar to the sectors with the highest final take-up rates in the fourth SEISS grant:

- Transport & storage likewise had the highest take-up rate at 82%.
- This was followed by construction (72%), other service activities (71%) and public administration (70%).

Newham remains the local authority with the highest take-up rate for the fifth round of SEISS

Fifth round SEISS grant claims by London authority

Claims as a proportion of the potentially eligible population



By 15 August 2021:

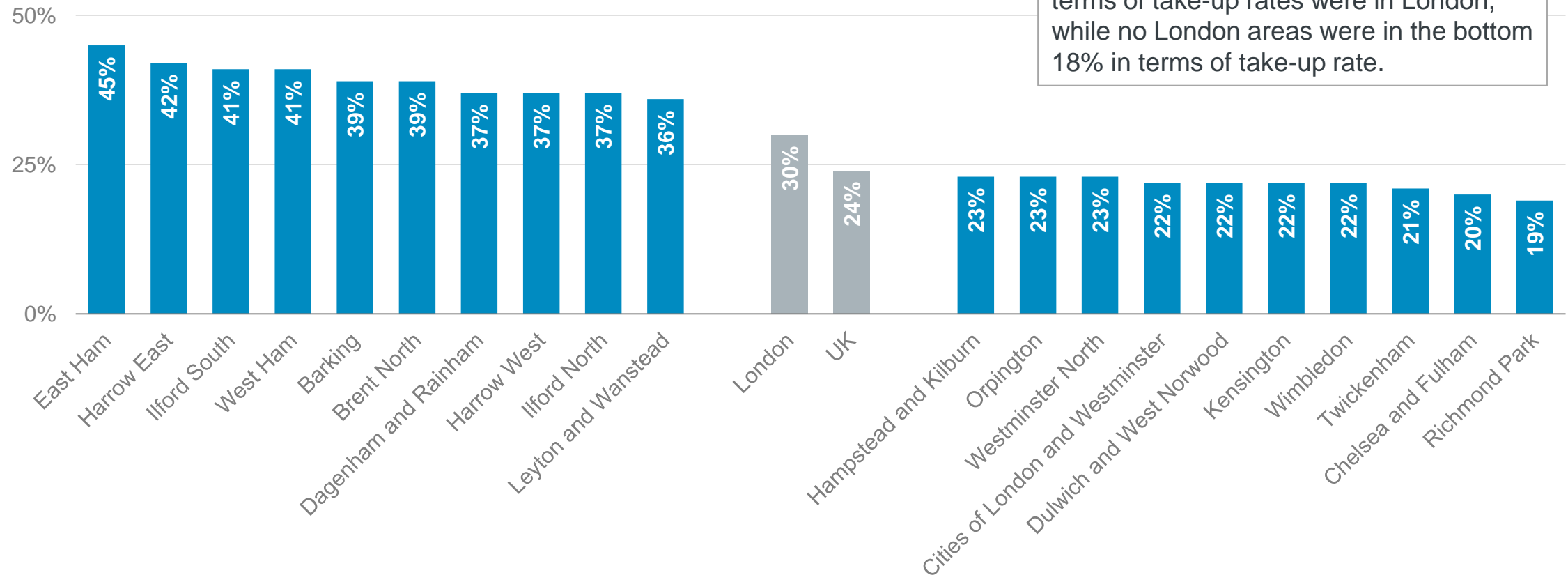
- With a 43% take-up rate, Newham remained the London authority with the highest take-up rate to date (15,600 claims).
- This was followed by Barking (8,400 claims) and Harrow (10,700 claims), with take-up rates of 39%. Excluding City of London, Richmond upon Thames had the lowest take-up rate of 20% (2,000 claims).
- Newham also had the highest number of claims, followed by Brent (11,400) and Waltham Forest (11,000). Excluding City of London, Kensington and Chelsea had the lowest number of claims (1,400).

By parliamentary constituency, East Ham has the highest fifth SEISS grant take up rate in the UK, with nine of the top 10 areas in London

Top and bottom 10 SEISS take-up rates by London parliamentary constituency

Fifth grant claims made to 15 August 2021

For the fifth SEISS grant, nine out of the top 10 UK parliamentary constituencies in terms of take-up rates were in London, while no London areas were in the bottom 18% in terms of take-up rate.





Notes on the data

The briefing covers the number of individuals claimants for the fifth SEISS grant up to 15 August 2021.

- It is based on Experimental Official Statistics produced from HM Revenue & Customs' (HMRC) system for administering the scheme.
- This is combined with additional data from HMRC's Self Assessment system and other HMRC administrative systems.
- Because these statistics draw on administrative data, they provide a more comprehensive picture of the SEISS than other existing forms of data (i.e. surveys).
- Take-up rates are calculated as a proportion of all those who are eligible based on their PAYE and Self-employment tax returns information.
- The SEISS is a grant paid directly to those who are eligible. This differs from the CJRS, paid weekly depending on an employee's furlough status.