



Briefing on the latest HMRC Official Statistics on the Self-Employment Income Support Scheme (SEISS)

Adama Lewis, GLA Economics

July 2021



Background and context

In response to the coronavirus (COVID-19) pandemic the Government introduced two significant employment and income support schemes:

1. [Coronavirus Job Retention Scheme \(CJRS\)](#) – for employees (PAYE)
2. [Self-Employment Income Support Scheme \(SEISS\)](#) – for the self-employed

This briefing covers the fourth grant for the SEISS up to 6 June 2021. The data is based on Experimental Official Statistics produced by [HM Revenue and Customs](#) (HMRC).

Five grants have been announced so far – the following slide presents further information on each; previous GLAE briefings can also be found on our [COVID-19 labour market analysis page](#).

Note – the SEISS is a grant paid directly to those who are eligible. This differs from the CJRS, paid weekly depending on an employee's furlough status.

Self-Employment Income Support Scheme (SEISS) Grants

Grant	Details
First SEISS grant: 3 May 2020 to 13 July 2020	80% of average monthly trading profits, paid out in a single instalment covering 3 months' worth of profits, and capped at £7,500 in total.
Second SEISS grant: 17 Aug 2020 to 19 Oct 2020	70% of average monthly trading profits, paid out in a single instalment covering 3 months' worth of profits, and capped at £6,570 total.
Third SEISS grant: 1 Nov 2020 to 29 Jan 2021	80% of their average monthly trading profits, paid out in two instalments covering 3 months' worth of profits, and capped at £7,500 in total.
Fourth SEISS grant: 1 Feb 2021 to 30 Apr 2021	80% of average monthly trading profits, paid out in a single instalment covering 3 months' worth of profits, and capped at £7,500 in total.
Fifth SEISS grant: May 2021 to Sept 2021*	80% of 3 months' average trading profits, capped at £7,500, for those with a turnover reduction of 30% or more. 30% of 3 months' average trading profits, capped at £2,850, for those with a turnover reduction of less than 30%.

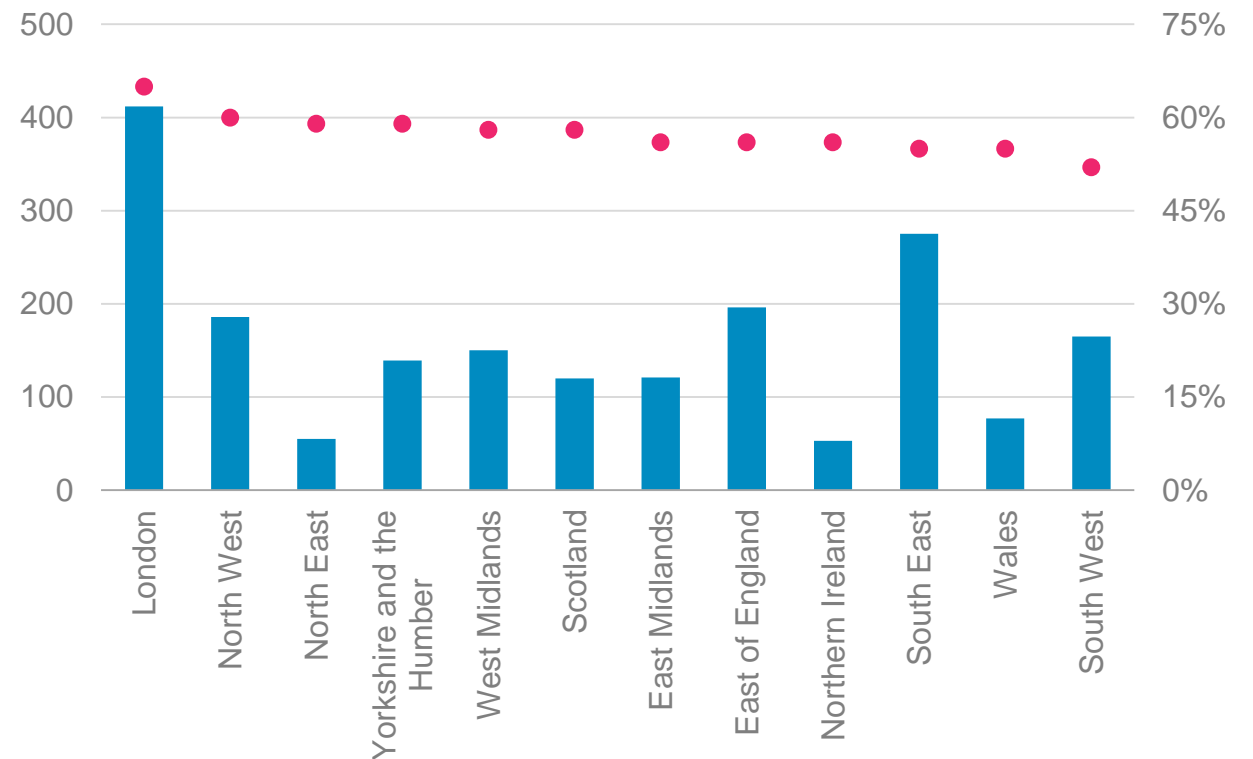
**Note: exact dates to be announced in early July with applications for the fifth grant due to open in late July.*

The latest data indicates 412,000 individuals in London claimed for the fourth SEISS grant – at 65%, this remained the highest take-up rate in the UK

By 6 June 2021:

- There had been total of 412,000 claims for the fourth SEISS grant in London, more than in any other UK region or country.
- At 65% of the eligible population, London also recorded the highest take-up rate among UK regions/countries.
- By comparison, there had been a total of 1.95 million claims across the UK with an average take-up rate of 58%.
- In London, around three-quarters of claimants for the fourth SEISS grant were male (306,300) and only a quarter were female (105,100).

SEISS claims (000s, LHS) and take-up rates (% , RHS)
claims for the fourth grant made to 6 June 2021



London's take-up rate for the fourth SEISS grant has been lower than in previous rounds but is declining at a slower rate than the UK

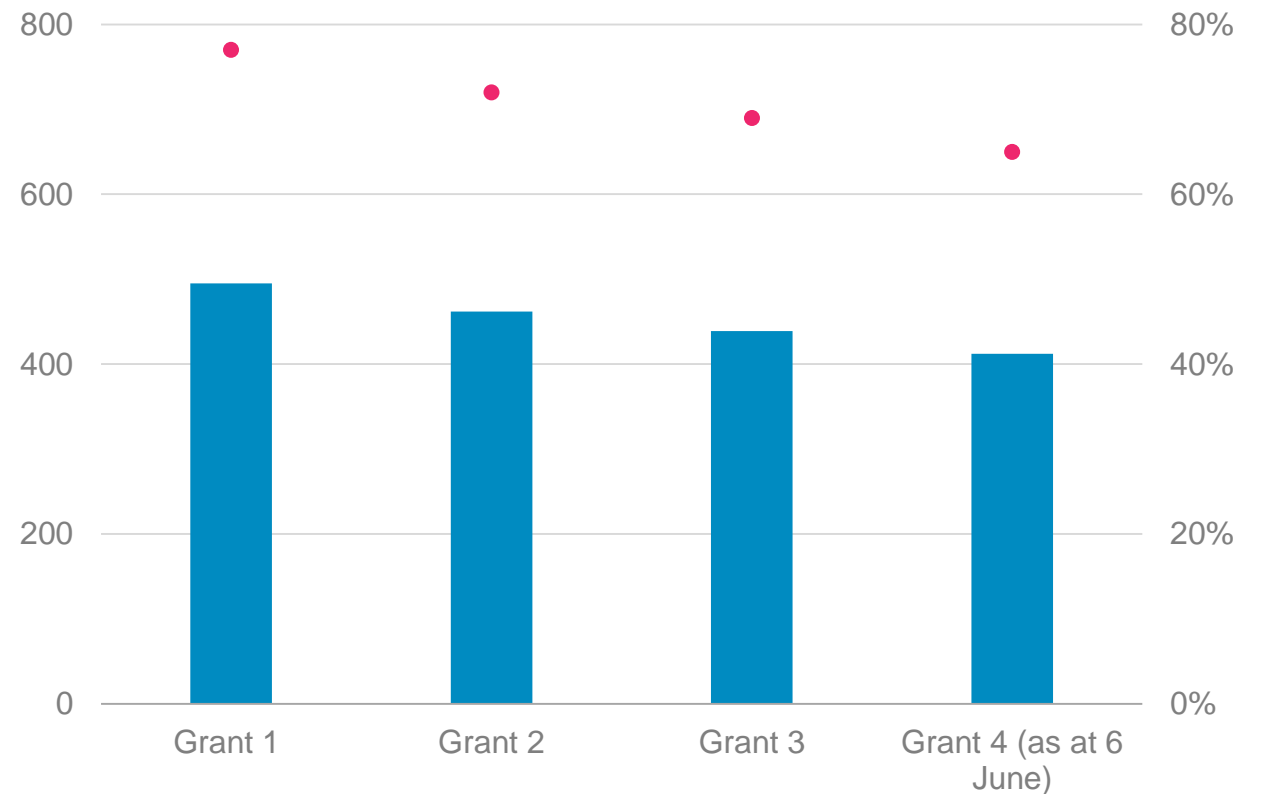
According to the latest data, the total number of SEISS claims in the capital fell by 9% between the third grant and the fourth grant.

By 6 June 2021:

- London's take-up rate for the fourth grant (65%) was only 4 percentage points lower than for the third grant and 7 percentage points lower than for the second.
- The UK take-up rate has followed similar trends (with take-up 7 percentage points lower than for the third grant and 11 percentage points lower than for the second).
- The total value of fourth grant claims in London was £1.19 billion with an average value of £2,900 (compared to a UK average of £2,800).
- The average value for London and the UK has remained unchanged between grant 3 and grant 4.

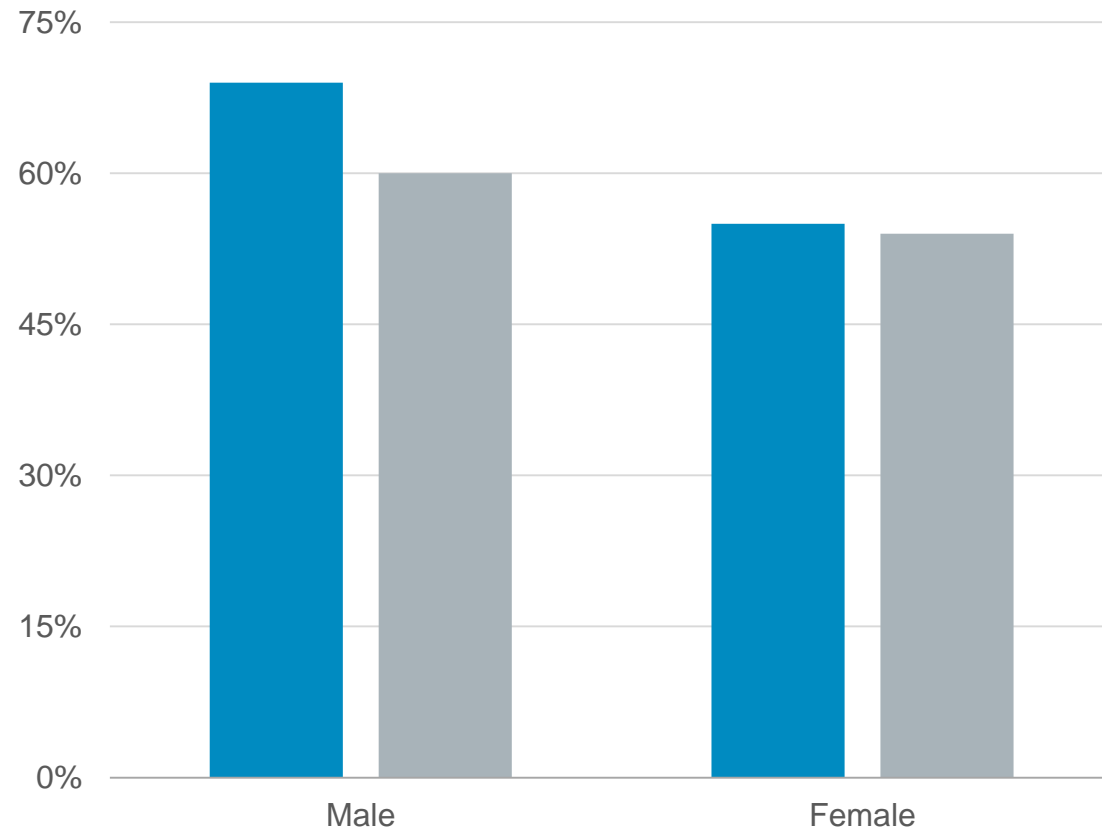
SEISS claims (LHS, 000s) and take-up rates (RHS)

London, grants 1 to 4 (claims made to 6 June 2021)

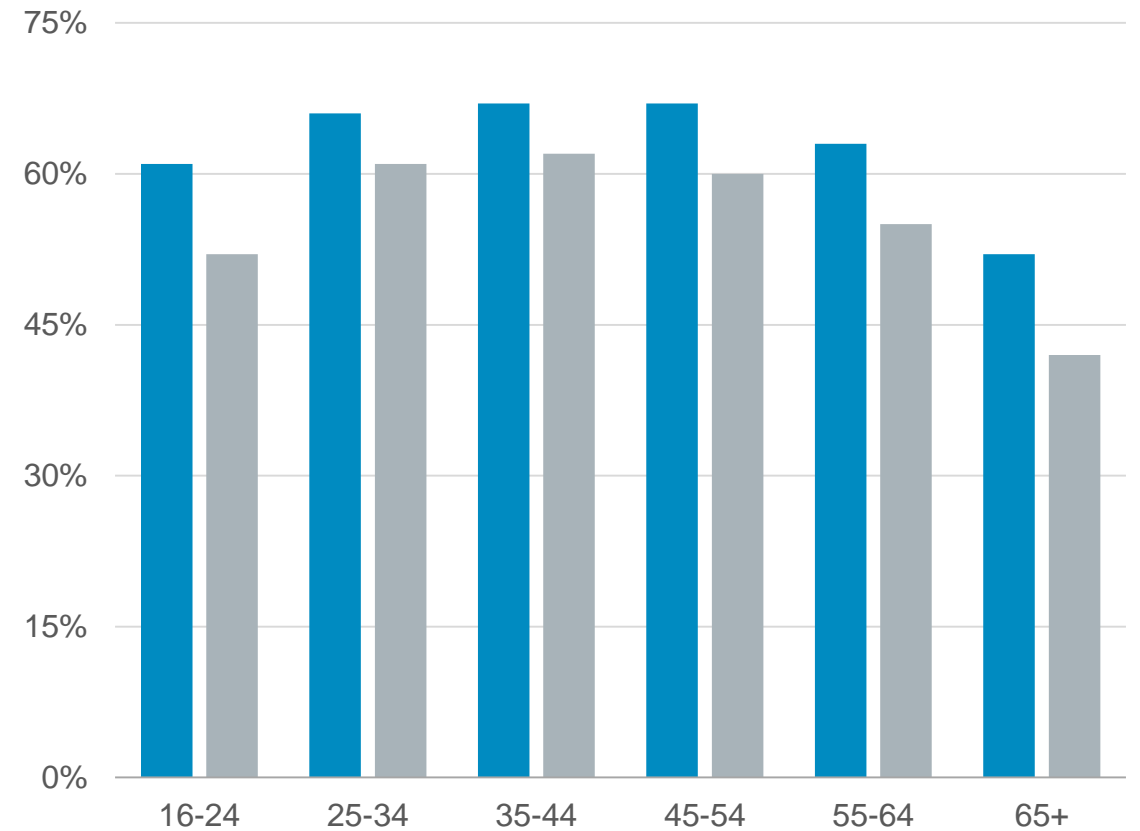


Take-up of the fourth SEISS grant has been relatively high among male Londoners and across age groups

SEISS take-up rate by gender for London and UK
claims for the fourth SEISS grant made to 6 June 2021

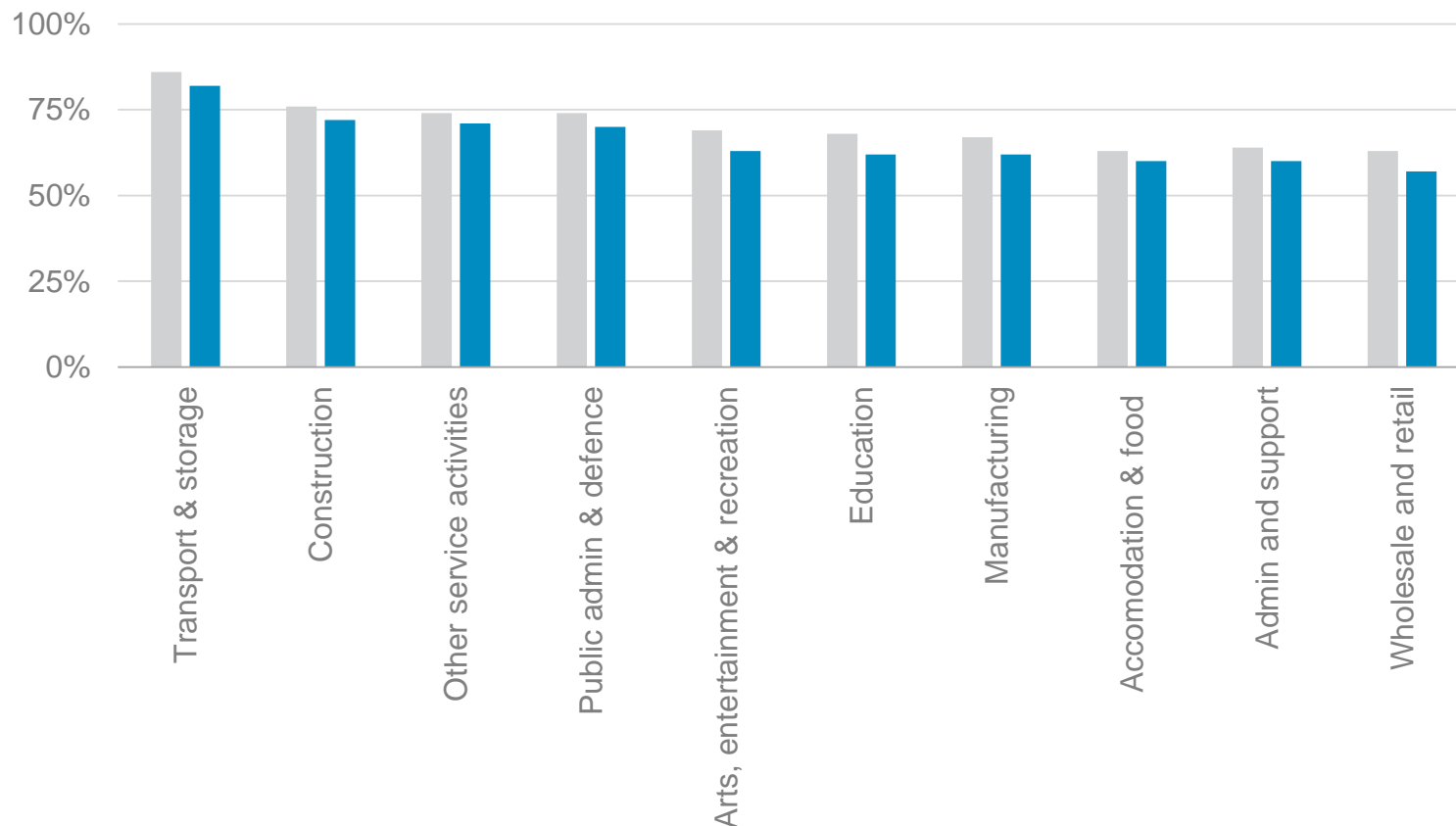


SEISS take-up rate by age for London and UK
claims for the fourth SEISS grant made to 6 June 2021



The transport and storage sector remained the highest take-up rate for the latest SEISS round with an 82% take up rate

London SEISS take-up rates for top 10 sectors for Grant 3 and Grant 4
claims for the fourth SEISS grant made to 6 June 2021



For the fourth SEISS grant in London:

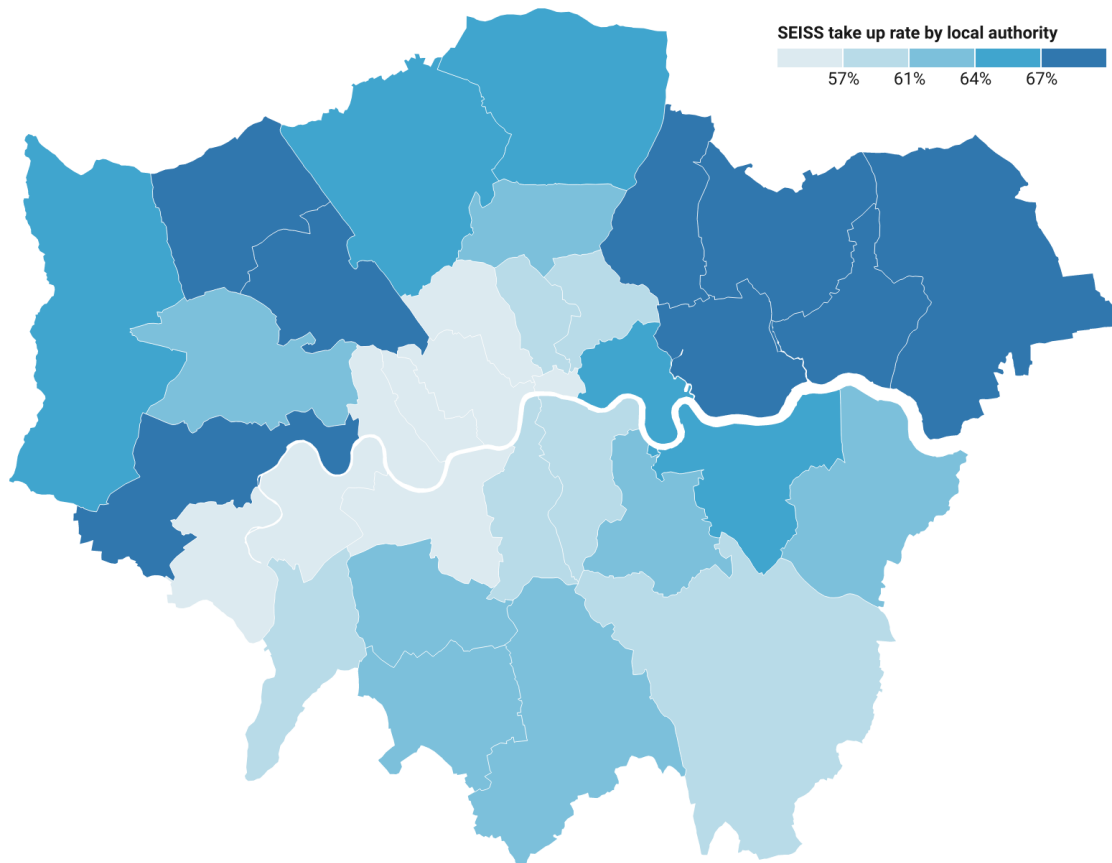
- Transport & storage had the highest take-up rate (82%).
- This was followed by Construction (72%) and Other services (71%).

Compared with the third SEISS grant:

- Real estate saw the biggest decline (9 percentage points) followed by Health and social work (8 percentage points), Education and Wholesale and retail (both declined by 6 percentage points)
- All sectors saw a decline in take-up, although Accommodation and food and Other services saw the lowest declines of 3 percentage points.

Newham remains the local authority with the highest take-up rate as roughly three-quarters of those eligible claimed for the fourth round of SEISS

Fourth round SEISS grant claims by London authority claims as a proportion of the potentially eligible population

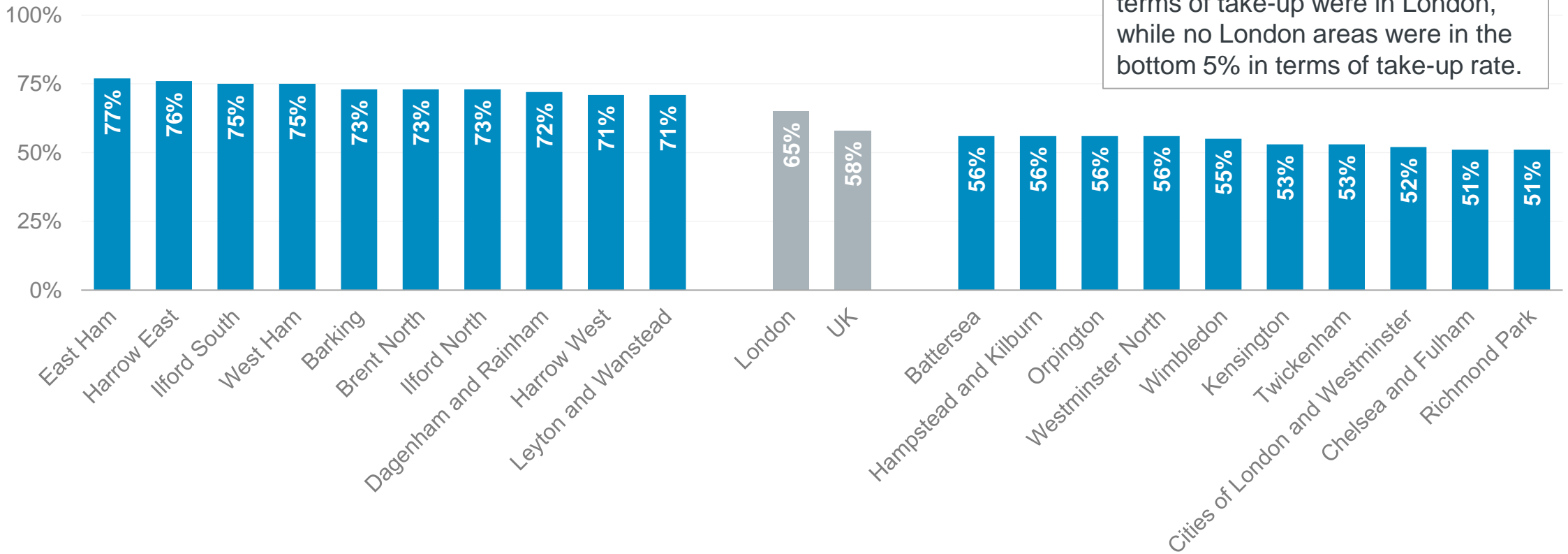


By 6 June 2021:

- At 76% of the eligible population, Newham remained the London authority with the highest take-up for the fourth SEISS grant (16,200 claims).
- This was followed by Barking (21,000 claims) and Harrow (9,300), both with a take-up rates of 73%.
- Excluding City of London, Kensington and Chelsea and Richmond upon Thames had the joint-lowest take-up rate of 52% (22,200 and 10,300 claims respectively). This was followed by Westminster with a 55% take-up rate (9,700 claims).

By parliamentary constituency, East Ham has the highest SEISS take up rate in the UK with seven of the top ten areas in London

Top and bottom 10 SEISS take-up rates by London parliamentary constituency
claims for the fourth SEISS grant made to 6 June 2021





Notes on the data

The briefing covers the number of individuals claimants for the fourth SEISS grant up to 6 June 2021.

- It is based on Experimental Official Statistics produced from HM Revenue & Customs' (HMRC) system for administering the scheme.
- This is combined with additional data from HMRC's Self Assessment system and other HMRC administrative systems.
- Because these statistics draw on administrative data, they provide a more comprehensive picture of the SEISS than other existing forms of data (i.e. surveys).
- Take-up rates are calculated as a proportion of all those who are eligible based on their PAYE and Self-employment tax returns information.