

Adult Education Budget Academic Year 2019/20 (August-January)

12 June 2020

From 1 August 2019, the Secretary of State for Education delegated responsibility for the commissioning, delivery, and management of London's Adult Education Budget (AEB) to the Mayor of London.

In early 2020, the AEB Mayoral Board agreed that AEB programme data should be published on a quarterly basis following the Department for Education's Further Education and Skills data publication and in line with the UK Code of Practice for Official Statistics (which the Greater London Authority has signed up to on a voluntary basis).

This first release includes summary statistics on Further Education and Skills in London, covering a range of data on participation, achievements and spend, broken down across a range of metrics, including Mayoral areas of interest. Sub-Regional and Borough tables will be provided in subsequent publications.

This note assists in interpreting the statistics and highlights some key points and data limitations. For a fuller understanding of the data please reference the accompanying Methodology and Table footnotes.

Summary Statistics

- This statistics publication contains provisional figures for the first two quarters of the 2019/20 academic year (pre COVID-19 crisis) in London.
- There were 162,700 learners and 281,600 aims enrolments during the period observed.
- Amongst learners participating in the AEB programme in London¹:
 - 71 per cent were female;
 - 56 per cent were from a Black or Minority Ethnic background (including Mixed, Asian, Black and Other Ethnic Group learners);
 - The majority were aged 24-49 (60%);
 - 15 per cent consider themselves to have a learning difficulty and/or disability and/or health problem²;
 - In Adult Skills learning only, 51% of providers received the disadvantage uplift funding³;

¹ Based on Source of Funding reported for each learning aim.

² Based upon self-declaration by the learner.

³ Disadvantage funding does not apply to Community Learning, so only Adult Skills learning is included.

- 5 per cent of the learners received learner support to enrol in 15,370 courses.
- The most frequent course levels were Entry Level and Other Level⁴, accounting for nearly two thirds of all aims.
- Perhaps unsurprisingly, just over a half of GLA-funded further education learners had not completed their courses by the end of January 2020 (second quarter of the academic year)⁵:
- AEB delivery to date in the first two quarters of 2019/20 amounted to £118,894,900⁶. 57 per cent of that corresponded to General Further Education (FE) Colleges (including Tertiary).
- Monitoring Mayoral areas of interest:
 - There were 25,630 learners enrolled in 36,260 English and Maths Entitlement learning courses⁷;
 - 310 people participated in British Sign Language courses⁸;

Further data breakdowns and additional information by provider and local authority district are available in the data tables: <https://data.london.gov.uk/dataset/gla-adult-education-budget>

⁴ Other level is recorded when another level is not applicable or if the aim cannot be classified at other levels.

⁵ Providers traditionally do not record achievement data for education and training until the end of the academic year. Therefore, in-year data are subject to data lag until the final data returns for the academic year are made by providers after the end of the academic year. The data lag affects achievements numbers, which might look lower than expected. For more context please see:

https://assets.publishing.service.gov.uk/government/uploads/system/uploads/attachment_data/file/814023/190619_In_year_QAR_2018_2019_V5_FINAL.pdf

⁶ Note that this estimate should not be considered a financial statement of the GLA liabilities to date. GLA payments are in accordance with the Standard National Profile for AEB Grant-Funded Providers and final reconciliation applies at the end of the academic year subject to the arrangements agreed by the Mayor for that year. For more information on grant and procured payment and reconciliation processes please see:

<https://www.london.gov.uk/what-we-do/skills-and-employment/skills-londoners/adult-education-budget/information-gla-aeb-providers#acc-i-57898>

⁷ This includes English and Maths AEB entitlement learners only.

⁸ The GLA fully funds any learner aged 19+ whose first or preferred language is British Sign Language (BSL), or who cannot access spoken language because of their deafness and would benefit from BSL, to study for qualifications in BSL, up to and including level 2.

About this release

- This document provides summary information on current adult (19+) GLA funded Further Education (FE) in London. It covers learners who are studying a course in an FE College, training provider or within their local community.
- This release contains mid-point academic year data for 2019/20 (August 2019 to January 2020), and it is based on the Individualised Learner Records data (ILR R06) as provided to the GLA by the ESFA, Funding Summary Report (R06) as provided to the GLA by the ESFA, and Funding Claim (R06) as reported to the GLA by providers.

Background information

The AEB aims to engage adults and provide the skills and learning they need to equip them for work or other learning.

From 1 August 2019, the Secretary of State for Education delegated responsibility for the commissioning, delivery and management of London's AEB to the Mayor.

In early 2020, the AEB Mayoral Board agreed that AEB programme data should be published following the Department for Education's Further Education and Skills data publication and in line with the UK Code of Practice for Official Statistics (which the GLA has signed up to on a voluntary basis).

The GLA's first AEB release

This first GLA publication, including London level figures only, provides mid-point academic year information on adult (aged 19+) GLA-funded Further Education, comprising Education and training and Community learning (excluding apprenticeships, traineeships, advanced learner loans, the offender learning and skills service, and education and training services funded by the Education and Skills Funding Agency).

Data sources used in this publication

The statistics shown in this note on learner participation, aims enrolments and expenditure are based on in-year Individualised Learner Record data for 2019/20 (August-January 2020)⁹. Figures are restricted to GLA-devolved Adult Education Budget. This release presents provisional, reported to date figures for the first two quarters of the 2019/20 academic year.

For completeness, additional data sources used are the AEB Funding Claims made to the GLA and Funding Summary Reports as provided to the GLA by the ESFA.

⁹ The GLA, DfE and Education and Skills Funding Agency (ESFA) maintain a Data Sharing Agreement (DSA) permitting the monthly transfer of AEB delivery data collected by providers in the Individualised Learner Record (ILR).

It should be noted that in-year data is subject to a data lag and future reconciliation. They should be treated with caution and as provisional estimates. Final year data will provide the most comprehensive picture of delivery.

All data has been rounded and totals have been produced from unrounded data so may not equal the sum of rounded breakdowns.

Figures include learners and learning that is active at any point during the publication period. Learner participation is the count of unique learners who meet the criteria for a given table cell. As a result, learners who meet criteria for multiple cells will be counted in each cell. Therefore, a single learner may be counted more than once in a learner participation table and the cells may not sum to the total count of unique learners.

Aims enrolments is the count of the relevant learning aims reported in the Individualised Learner Record (ILR). Learners may be enrolled in more than one learning aim.

Subsequent publications

A more complete set of statistics, including sub-regional and Borough figures, is expected to be published in the subsequent quarterly releases, starting with the third quarter 2019/20 academic year publication using ILR data returned after the first 10 months of the academic year (R10).

The following tables are described in this note:

Table 1.3: Funding Profile, Provider Type

Table 2.2 Learner Home Local Authority District, Volumes

Table 2.3: Learner Characteristics, Volumes

Table 2.4 Level of Learning, Volumes

Table 3.1: Provider, Achievements

Table 4.1: British Sign Language, Volumes

Table 4.3: English and Maths, Volumes

The accompanying technical document provides information on the data sources, their coverage and quality and explains the methodology used in producing the data.

Contents

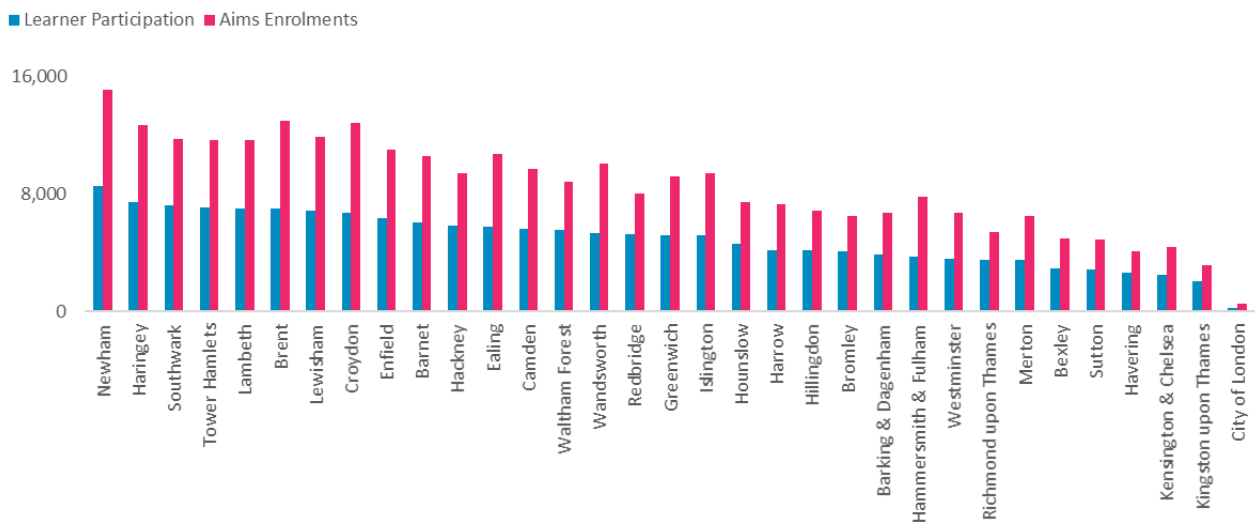
| | |
|---|----|
| 1. GLA’s Adult Education Budget (August-January 2019/20)..... | 6 |
| 1.1 AEB participation 2019/20..... | 6 |
| 1.2 Adult (19+) Demographic Summary of FE and Skills Participation | 7 |
| 1.3 AEB delivery by aim level..... | 8 |
| 1.4 Adult (19+) in-year achievements in AEB-funded Further Education..... | 9 |
| 1.5 Funding profile by provider type | 10 |
| 1.6 Mayoral areas of interest | 12 |
| 2. Accompanying tables..... | 13 |
| 3. Further information..... | 14 |
| 4. Official Statistics | 14 |
| 5. Technical information..... | 14 |
| 6. Get in touch | 14 |
| 6.1 Media enquiries..... | 14 |
| 6.2 Other enquiries/feedback | 14 |

1. GLA's Adult Education Budget (August-January 2019/20)

This first release includes summary statistics on AEB-funded Further Education and Skills in London based on the first two quarters of the academic year 2019/20. In this section we show some headline statistics of the programme, such as AEB participation (learners and aims), demographic characteristics of the learners, course levels, in-year achievements, delivery to date (£), and some of the Mayoral areas of interest.

1.1 AEB participation 2019/20

Figure 1: AEB delivery (number of learners and aims) by London Borough



Source: R06 (August-January) ILR data

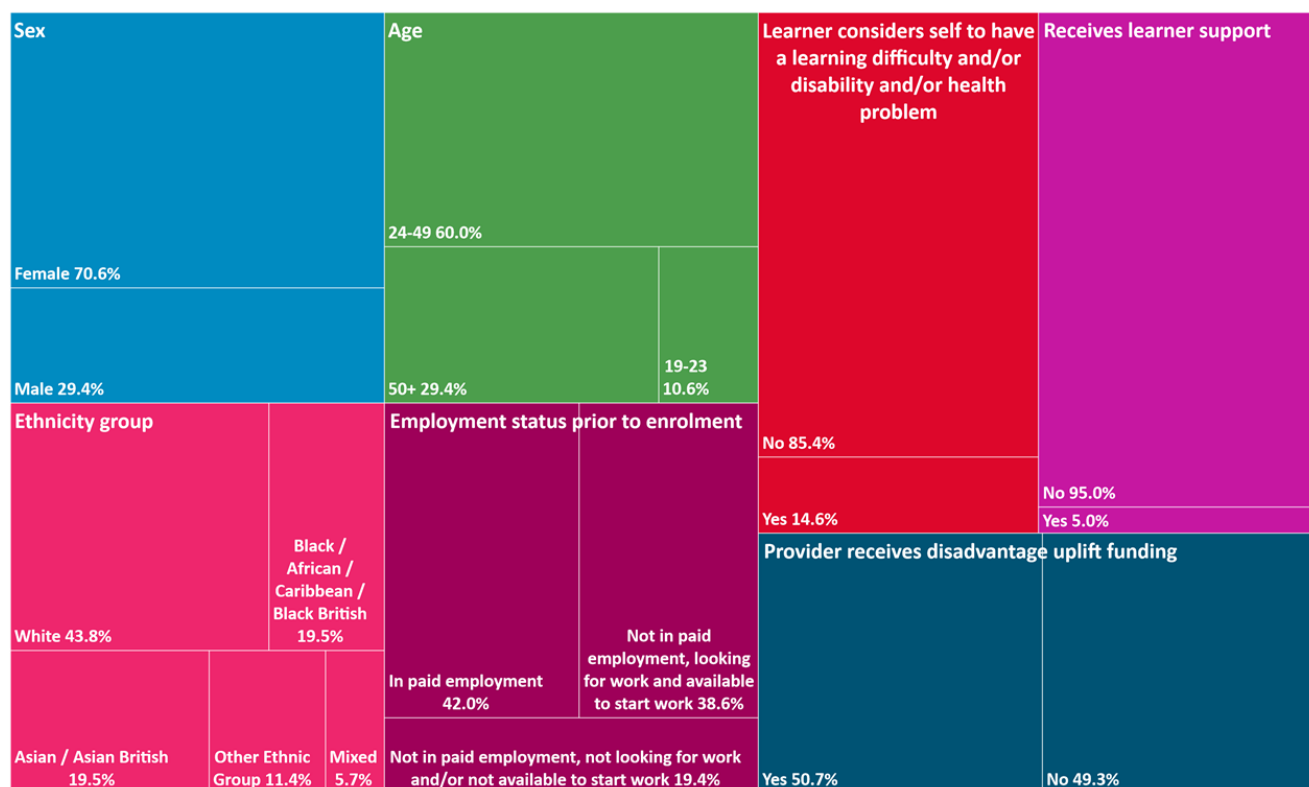
Note: Figures are based on learner's home postcode on the learning start date and excludes records without a valid postcode

Figure 1 shows the total number of aims enrolments (281,600) and the total number of adult learners (162,700) participating in GLA-funded further education by Borough in 2019/20 (August-January data). Pre COVID-19 data shows that the AEB programme has reached all areas in London with sizable numbers¹⁰.

¹⁰ The exception is the City of London that, with a relatively small population, is a historic financial district.

1.2 Adult (19+) Demographic Summary of FE and Skills Participation

Figure 2: Demographic characteristics



Source: R06 (August-January) ILR data

Note: Age is based on learner's age on 31st August of the academic year. Employment status prior to enrolment is based on self-declaration by the learner, as reported in the Individualised Learner Record (ILR). This variable is an indicative measure of employment status but is not sufficient to adequately deduce whether a person is employed, unemployed, or economically inactive, since the full suite of contextual questions needed to do so are not asked. Further, this data is not required for learners enrolled only in Community Learning. Learning difficulty and/or disability and/or health problem is based on self-declaration by the learner.

Figure 2 shows some demographics characteristics of the AEB learners. Of the 162,710 participants in the first two quarters of 2019/20:

- 71 per cent were female and 29 per cent were male;
- 56 per cent were from a Black or Minority Ethnic background (including Mixed, Asian, Black and Other Ethnic Group learners)¹¹ and 44 per cent were from White background;
- 11 per cent were aged 19-23, 60 per cent aged 24-49, and 29 per cent 50+;
- 15 per cent consider themselves to have a learning difficulty and/or disability and/or health problem;

¹¹ The percentage calculation for the Black, Asian and Minority Ethnic (BAME) and "Learner's disability, learning difficulty and/or health problem" (LLDD) measures here are based on excluding instances of unknown ethnicity and unknown learning difficulty/disability.

- In Adult Skills learning, 51% of providers received the disadvantage uplift funding¹²;
- 5 per cent received learner support¹³.

1.3 AEB delivery by aim level

Table 1: AEB provision by funding model (i.e. Adult Skills or Community Learning) and level

| Level | Aims Enrolments | |
|--------------------|-----------------|--------------------|
| | Adult Skills | Community Learning |
| <i>Entry Level</i> | 88,000 | 5,590 |
| <i>Level 1</i> | 46,490 | 1,160 |
| <i>Level 2</i> | 48,650 | 1,040 |
| <i>Level 3</i> | 3,330 | * |
| <i>Level 4+</i> | * | * |
| <i>Other Level</i> | 20 | 87,360 |
| Total | 186,490 | 95,150 |

Source: R06 (August-January) ILR data

Note: Levels are based on the notional NVQ level version two

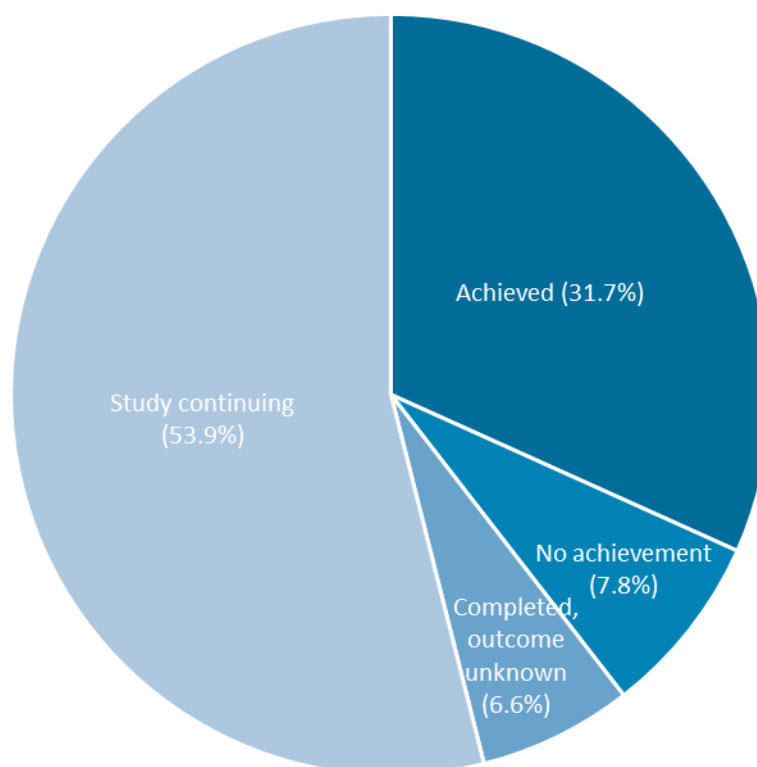
Table 1 shows that in the first two quarters of the 2019/20 academic year, there were 186,490 and 95,150 enrolments in GLA-funded Adult Skills and Community Learning courses, respectively. The aim level composition differs between Adult Skills and Community Learning. Adults Skills delivery range between Entry Level and Level 3, while Community Learning tends to be concentrated at Other Level (i.e. level not applicable). This suggests complementarities between the two streams and that Adult Skills and Community Learning might be catering for different learners and needs in London.

¹² Disadvantage funding does not apply to Community Learning, so only Adult Skills learning is included.

¹³ These are learners who are reported to receive the types of learner support included in the GLA's AEB funding rules (<https://www.london.gov.uk/what-we-do/skills-and-employment/skills-londoners/adult-education-budget/information-gla-aeb-providers>).

1.4 Adult (19+) in-year achievements in AEB-funded Further Education

Figure 3: In-year achievements¹⁴ in AEB-funded Further Education¹⁵



Source: R06 (August-January) ILR data.

Note: Achievement statistics are counts of learning aims, not unique learners.

Figure 3 shows in-year achievements data reported for the first two quarters. As expected, a significant number of FE learners have not completed their courses by January 2020. Of the total number of aims (281,640), the in-year R06 ILR data shows that:

- 31.7 per cent of the qualifications were achieved;
- 7.8 per cent were not achieved;
- 6.6 per cent were completed, but the outcome is still unknown;
- 53.9 per cent of the aims were recorded as “study continuing”.

Subsequent publications based on R10 (first three quarters) and R14 (final year) ILR data will provide a more comprehensive representation of (GLA funded) FE achievements in London,

¹⁴ Partial achievement represents less than 1 per cent of the total and has been omitted in this chart.

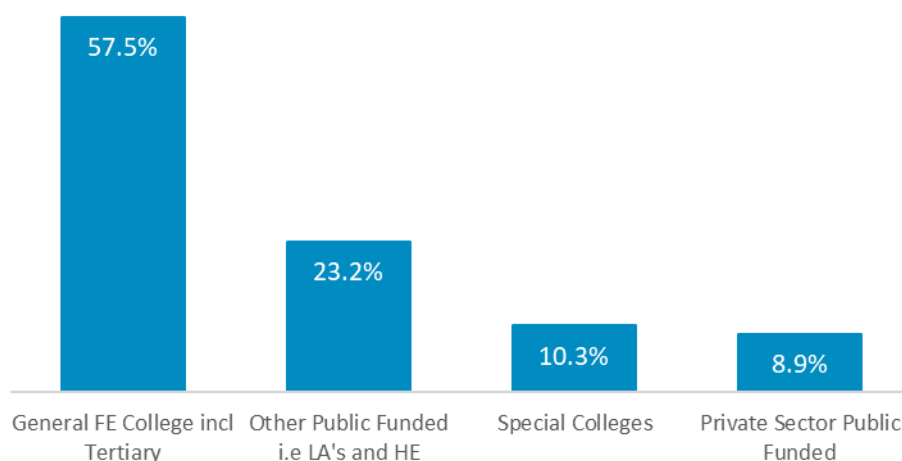
¹⁵ Achievement statistics are counts of learning aims, not unique learners; Figures are restricted to GLA-devolved Adult Education Budget; Wherever in-year data is used, it presents provisional, reported to date figures. These are updated in subsequent data returns and should not be considered the final record of provision in that time period; This release reflects provider R06 data submissions, which may be subject to data recording and/or reporting issues. As a result, where delivery numbers may seem below expectations, it is not possible to ascertain in advance of the final data submission what constitutes an issue with performance vs in-year data submissions.

because more aims will be completed, and the outcomes known by the end of the academic year¹⁶.

A more complete source for achievements data is made available by the DfE in March each year. The National Achievement Rate Tables (NARTs) are published a full eight months after the end of delivery for any academic year, which is a result of the complexity of the calculation and the need to join up a range of different data sets. It is worth noting that the GLA does not currently receive the same data, consequently equivalent statistics cannot be produced.

1.5 Funding profile by provider type

Figure 4: AEB funding profile by provider type (%), Delivery to date¹⁷



Source: R06 (August-January) ILR data, Funding Claims (August-January), and Funding Summary Report (FSR R06)

AEB delivery to date in the first two quarters of academic year 2019/20 reached £118,894,900. Figure 4 shows AEB expenditure broken down by provider type:

- 57 per cent correspond to General FE Colleges (including Tertiary);

¹⁶ Providers traditionally do not record achievement data for education and training until the end of the academic year. Therefore, in-year data are subject to data lag until the final data returns for the academic year are made by providers after the end of the academic year. The data lag affects achievements numbers, which might look lower than expected. For more context please see:

https://assets.publishing.service.gov.uk/government/uploads/system/uploads/attachment_data/file/814023/190619_In_year_QAR_2018_2019_V5_FINAL.pdf

¹⁷ Note that GLA payments are in accordance with the Standard National Profile for AEB Grant-Funded Providers and final reconciliation applies at the end of the academic year subject to the arrangements agreed by the Mayor for that year. Therefore, funding figures should not be considered a financial statement of the GLA liabilities to date. For more information on grant or procured payment and reconciliation processes, please see: <https://www.london.gov.uk/what-we-do/skills-and-employment/skills-londoners/adult-education-budget/information-gla-aeb-providers>; Wherever in-year data is used, it presents provisional, reported to date figures.

- 23 per cent has been claimed by Other Public Funded¹⁸;
- 9 per cent by Private Sector Public Funded¹⁹;
- 10 per cent by Special Colleges²⁰, and
- Less than 1 per cent correspond to Sixth Form Colleges (not shown here).

This contrasts with some of the other monetary estimates in the published tables on the proportion of funding to date for adult skills which GLA Economics have produced. These estimates are based solely on the SILR, which contains funding calculated by the ESFA's funding formula for Adult Skills (FM35) learners. This includes formula programme and learning support funding. It does not include any Earnings Adjustment Statement (EAS) Claims or learner support in the Funding Claim that may be associated with Adult Skills provision. Full details are provided in the notes of the published tables.

It should be noted that this data refers to provisional in-year data. This does not present estimates of the GLA liabilities to date and shouldn't be considered a financial statement. GLA payments are in accordance with the Standard National Profile for AEB Grant-Funded Providers and final reconciliation applies at the end of the academic year subject to the arrangements agreed by the Mayor for that year. For more information on grant and procured payment and reconciliation processes please see: <https://www.london.gov.uk/what-we-do/skills-and-employment/skills-londoners/adult-education-budget/information-gla-aeb-providers#acc-i-57898>

¹⁸ Other Public Funded includes Central Government Department, Central Government NDPB, Public Corporations & Trading Funds, Local Education Authority (LEA), Social Services, Other Local Authority, Police Authority, Fire Authority, Local Authority Dept, Local Authority, NHS-English Foundation Trust, NHS-English Non Foundation Trust, NHS-Other Organisations, Independent school or college, UFI Directly Funded Hub, Dance and Drama School, External Institution, Higher Education Organisation, School Sixth Form (not college), Special learning needs establishment, Other Public Organisation, Charitable, Non-Charitable, Other Voluntary Organisation, LSC Region, Special College, Academies, External Institution, Institution funded by other Govt Dept, University Technology College.

¹⁹ Private Sector Public Funded includes Community Interest Company, Company Incorporated by Royal Charter (England/Wales), Employer Association, Independent Association, Industrial/Provident (England/Wales), Limited Liability Partnership, Limited Partnership, PRI/LBG/NSC/S.30, PRI/LTD BY GUAR/NSC, Private Limited Company, Private Unlimited Company, Public Limited Company, Sole Trader, Trade Union, Chamber of Commerce / Trade, Organisation in Business in its own right, Other Private Organisation, Business Link.

²⁰ Special Colleges include Agriculture and Horticulture Colleges; Art, Design and Performing Arts Colleges and Specialist Designated Colleges.

1.6 Mayoral areas of interest

AEB data tables also include information about English and Maths (basic skills) and British Sign Language courses.

Table 2: English and Maths (Entitlements)

| Entitlement | Level | Learner Participation | Aims Enrolments | Portion of Funding to Date for Adult Skills |
|----------------|--------------------|-----------------------|-----------------|---|
| <i>English</i> | <i>Entry Level</i> | 6,800 | 7,550 | £3,628,000 |
| | <i>Level 1</i> | 4,110 | 4,240 | £1,673,000 |
| | <i>Level 2</i> | 6,620 | 6,710 | £2,868,000 |
| | Total | 17,270 | 18,490 | £8,170,000 |
| <i>Maths</i> | <i>Entry Level</i> | 6,820 | 7,130 | £4,485,000 |
| | <i>Level 1</i> | 4,140 | 4,210 | £1,651,000 |
| | <i>Level 2</i> | 6,340 | 6,430 | £2,826,000 |
| | Total | 16,990 | 17,770 | £8,962,000 |
| Total | | 25,630 | 36,260 | £17,132,000 |

Source: R06 (August-January) ILR data

Note: Entitlement learning is learning taken as part of the legal entitlements to full funding for eligible adult learners for English and Maths and Level 2 and Level 3 learning²¹. Levels are based on the notional NVQ level version two

English and Maths Entitlement

Basics skills, such as English and Maths skills are essential in enabling people to function in society and progress in learning and employment. Table 2 shows, in total, 25,630 learners participated in 36,260 courses.

British Sign Language

From August 2019 to January 2020, 310 people participated in British Sign Language courses²².

Learners in receipt of low wage

Data on learners in receipt of low wage will be published in subsequent releases as the GLA is currently reconciling in-year numbers and related statistics.

Further breakdowns (e.g. achievements) and more information about Mayoral areas of interest are available in <https://data.london.gov.uk/dataset/gla-adult-education-budget>

²¹ See the GLA's Adult Education Budget funding rules for further information on entitlements (<https://www.london.gov.uk/what-we-do/skills-and-employment/skills-londoners/adult-education-budget/information-gla-aeb-providers>) and the methodology note for details on how entitlement learning has been identified.

²² The GLA fully fund any learner aged 19+ whose first or preferred language is British Sign Language (BSL), or who cannot access spoken language because of their deafness and would benefit from BSL, to study for qualifications in BSL, up to and including level 2.

2. Accompanying tables

Data source: Individualised Learner Records (ILR), except where stated.

Coverage of the data: This release includes data for the first two quarters of the 2019/20 academic year (August 2019 to January 2020).

The following tables are available in Excel (xlsx) format here:

<https://data.london.gov.uk/dataset/gla-adult-education-budget>

1. Funding

Table 1.1: Funding Profile

Table 1.2: Funding Profile, Entitlement

Table 1.3: Funding Profile, Provider Type

2. Volumes

Table 2.1: Provider, Volumes

Table 2.2: Learner Home Local Authority District, Volumes

Table 2.3: Learner Characteristics, Volumes

Table 2.4: Level of Learning, Volumes

Table 2.5: Level of Learning by Entitlement, Volumes

Table 2.6: Sector Subject Area, Volumes

Table 2.7: Sector Subject Area by Level of Learning, Volumes

Table 2.8: Sector Subject Area by Entitlement, Volumes

Table 2.9: Sector Subject Area by Sex, Volumes

Table 2.10: Sector Subject Area by BAME, Volumes

Table 2.11: Sector Subject Area by Age, Volumes

Table 2.12: Basic Skills, Volumes

Table 2.13: Community Learning by Type, Volumes

3. Achievements

Table 3.1: Provider, Achievements

Table 3.2: Learner Home Local Authority District, Achievements

Table 3.3: Learner Characteristics, Achievements

Table 3.4: Level of Learning, Achievements

Table 3.5: Level of Learning by Entitlement, Achievements

Table 3.6: Sector Subject Area, Achievements

Table 3.7: Sector Subject Area by Level of Learning, Achievements

Table 3.8: Sector Subject Area by Entitlement, Achievements

Table 3.9: Sector Subject Area by Sex, Achievements

Table 3.10: Sector Subject Area by BAME, Achievements

Table 3.11: Sector Subject Area by Age, Achievements

Table 3.12: Basic Skills, Achievements

Table 3.13: Community Learning by Type, Achievements

4. Other

Table 4.1: British Sign Language, Volumes

Table 4.2: British Sign Language, Achievements

Table 4.3: English and Maths Entitlement, Volumes

Table 4.4: English and Maths Entitlement, Achievements

3. Further information

For more information about the Adult Education Budget please see:

<https://www.london.gov.uk/what-we-do/skills-and-employment/skills-londoners/adult-education-budget>

Additional breakdowns of AEB further education statistics, not covered in this note, are published online. These include breakdowns by entitlement, employment status prior to enrolment, and Sector Subject Area (Tier 1 and Tier 2), for instance.

Please see the London Datastore Library here:

<https://data.london.gov.uk/>

4. Official Statistics

These statistics are produced in accordance with the UK Code of Practice for Official Statistics and in agreement with the Department for Education (DfE).

Please note that DfE statistics (GOV.UK) continues as the first place that national and local authority headline statistics are published.

5. Technical information

A methodology information document accompanies this note. This provides further information on the data sources, their coverage and quality and explains the methodology used in producing the data, including how it is validated and processed.

More technical information here: <https://data.london.gov.uk/dataset/gla-adult-education-budget>

6. Get in touch

6.1 Media enquiries

These contact details are for journalist enquiries only.

Following the latest instructions from the Government to limit non-essential travel to help control the spread of the COVID-19 virus the Mayor of London's press office is currently working remotely.

During this time all media enquiries should be emailed and we will continue to respond as quickly as possible.

Email: mayorspressoffice@london.gov.uk

For urgent media enquiries outside office hours and at weekends please call: 020 7983 4000 and ask for the duty press officer.

6.2 Other enquiries/feedback

Melisa Wickham, Supervisory Economist GLA Economics, City Hall, The Queen's Walk, London SE1 2AA

Email: Melisa.Wickham@london.gov.uk

Contact us form

We aim to respond to all written communication as quickly as possible and within 20 working days. See our [service standards](#) for more information on how we manage your correspondence. Before contacting us, please take a look at our [contacting City Hall and the Mayor](#) pages, where you may find the answer to your query.

<https://www.london.gov.uk/contact-us-form>

For more information please contact Melisa Wickham, GLA Economics
Greater London Authority, City Hall, The Queen's Walk, More London, London SE1 2AA
E-mail: Melisa.Wickham@london.gov.uk