


# London Borough Council Elections

2 May 2002



**London  
Borough  
Council  
Elections  
2 May 2002**

Michael Minors  
Dennis Grenham



# Contents

## page

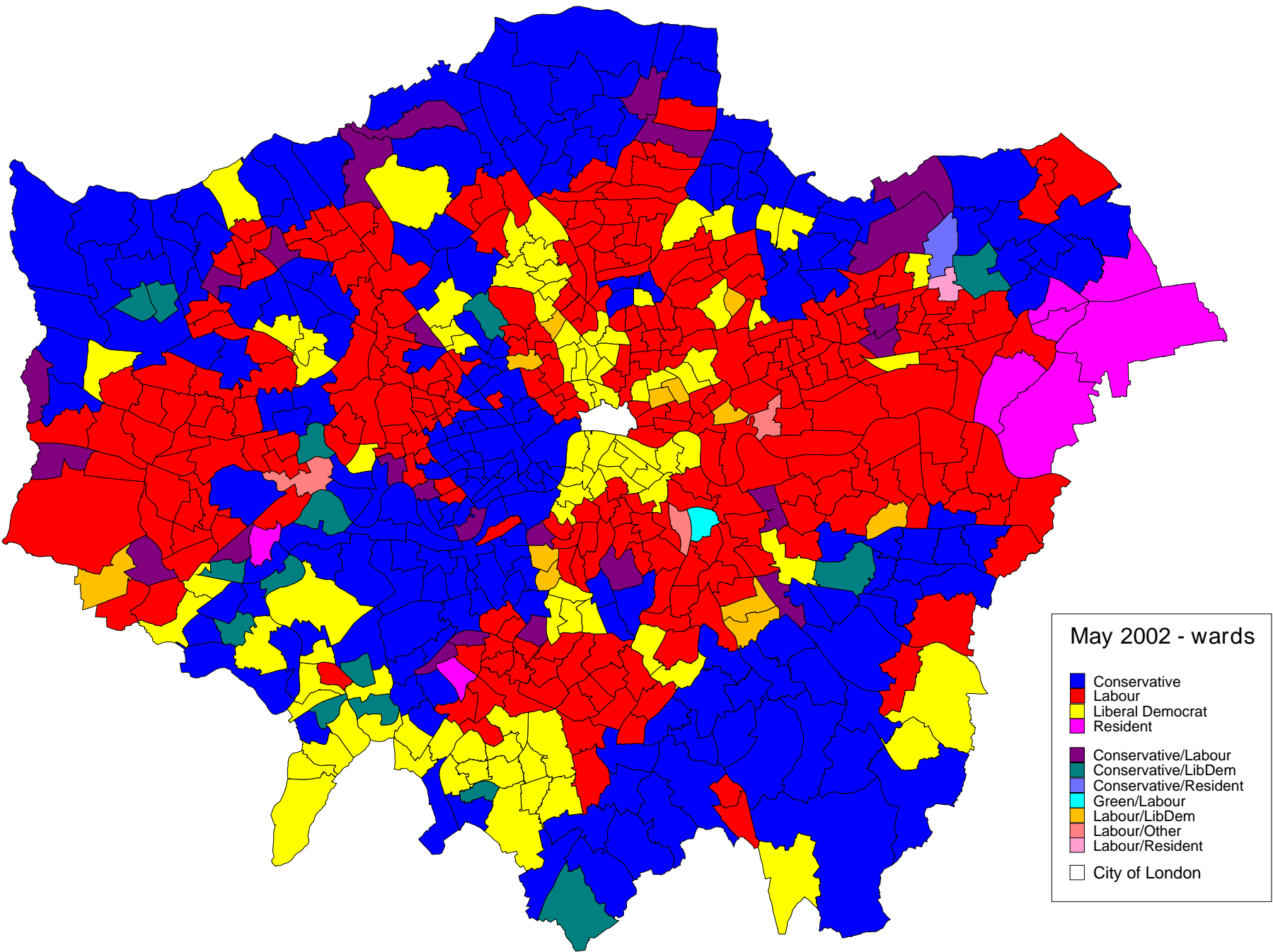
<b>iv</b>	Previous publications on elections in London
<b>v</b>	State of the political parties in the new councils
<b>vi</b>	Maps
<b>xi</b>	Summary of election facts and figures, 2002
<b>xv</b>	Number of candidates and votes by party (including key to party codes)
<b>1</b>	Results
<b>177</b>	Ward voting statistics
<b>211</b>	Full list of candidates in the 2002 election

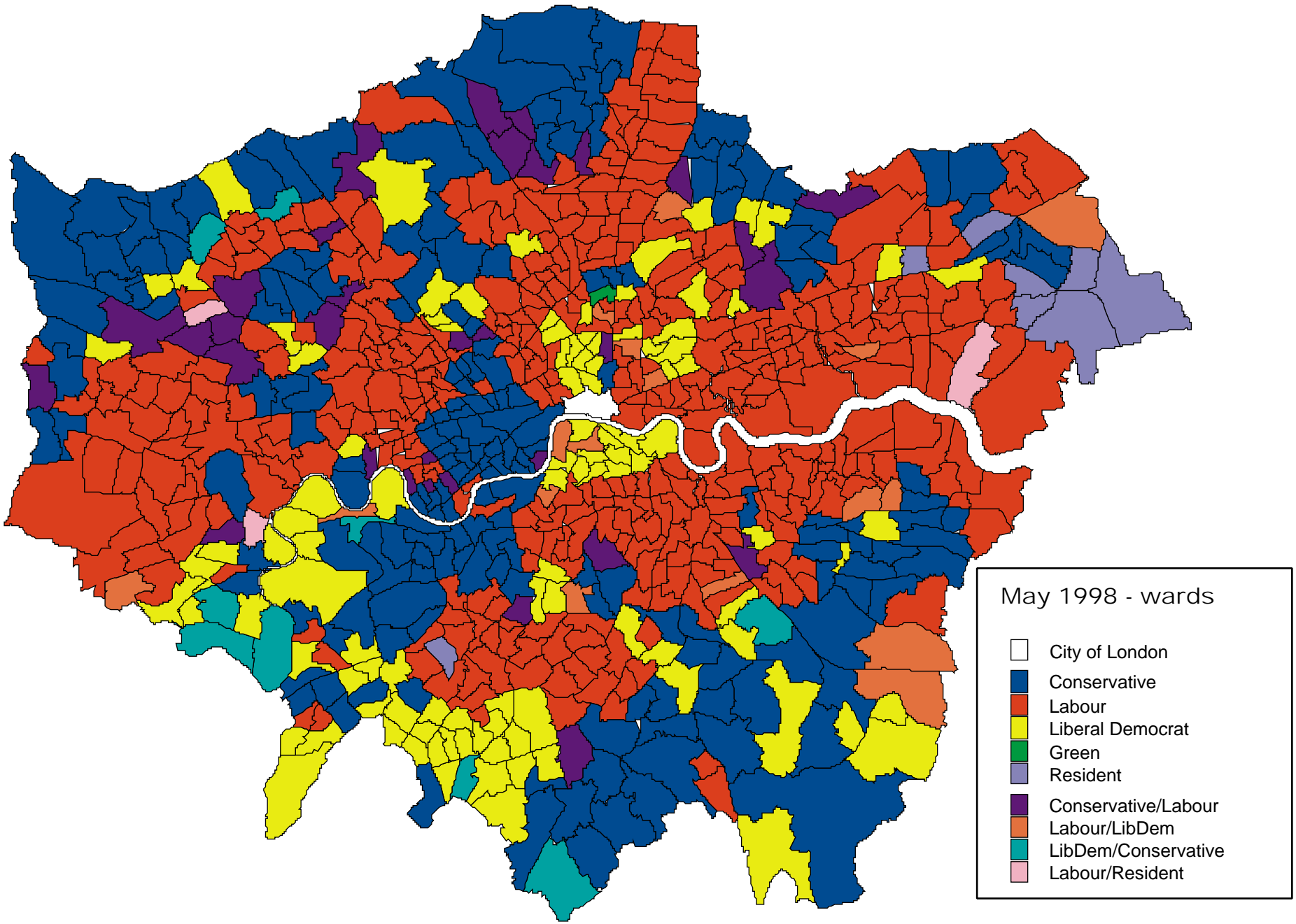
## Previous publications on elections in London

General Election of Greater London Councillors - 9 April 1964  
London Borough Council Elections - 7 May 1964  
General Election of Greater London Councillors - 13 April 1967  
London Borough Council Elections - 9 May 1968  
Greater London Council Elections - 9 April 1970  
London Borough Council Elections - 13 May 1971  
Greater London Council Elections - 12 April 1973  
London Borough Council Elections - 2 May 1974  
Greater London Council Elections - 5 May 1977  
London Borough Council Elections - 4 May 1978  
Greater London Council Elections - 7 May 1981  
London Borough Council Elections - 6 May 1982  
London Borough Council Elections - 8 May 1986  
Inner London Education Authority Direct Elections - 8 May 1986  
London Borough Council Elections - 3 May 1990  
London Borough Council By-elections - May 1990 to May 1994  
London Borough Council Elections - 5 May 1994  
London Borough Council Elections - 7 May 1998

## State of the political parties in the new councils

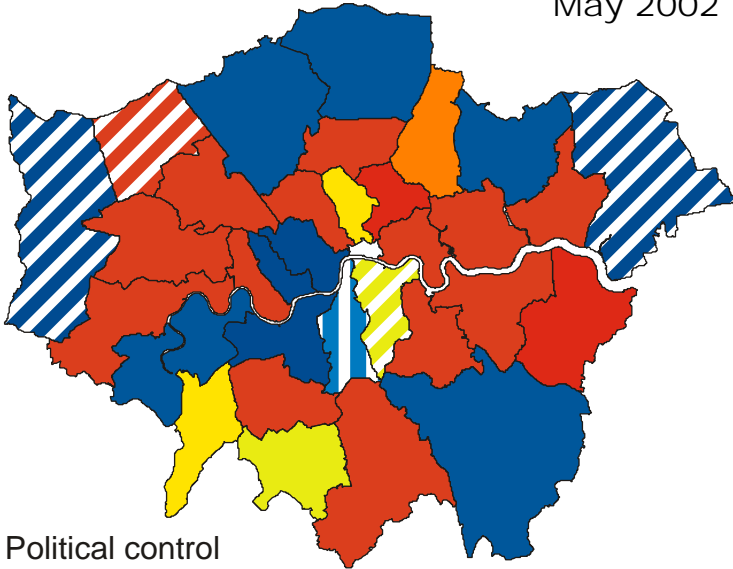
	LAB &		REA &								Total
	LABCP	CON	LD	IRE	CTY	ABEEC	CPA	GRE	LEAP	SALT	
Barking and Dagenham	42	2	3	4	-	-	-	-	-	-	51
Barnet	24	33	6	-	-	-	-	-	-	-	63
Bexley	32	30	1	-	-	-	-	-	-	-	63
Brent	35	19	9	-	-	-	-	-	-	-	63
Bromley	6	41	13	-	-	-	-	-	-	-	60
Camden	35	11	8	-	-	-	-	-	-	-	54
Croydon	37	32	1	-	-	-	-	-	-	-	70
Ealing	48	17	4	-	-	-	-	-	-	-	69
Enfield	24	39	-	-	-	-	-	-	-	-	63
Greenwich	38	9	4	-	-	-	-	-	-	-	51
Hackney	45	9	3	-	-	-	-	-	-	-	57
Hammersmith and Fulham	28	18	-	-	-	-	-	-	-	-	46
Haringey	42	-	15	-	-	-	-	-	-	-	57
Harrow	31	29	3	-	-	-	-	-	-	-	63
Havering	9	26	1	18	-	-	-	-	-	-	54
Hillingdon	27	31	7	-	-	-	-	-	-	-	65
Hounslow	36	15	5	-	3	1	-	-	-	-	60
Islington	10	-	38	-	-	-	-	-	-	-	48
Kensington and Chelsea	12	42	-	-	-	-	-	-	-	-	54
Kingston upon Thames	3	14	31	-	-	-	-	-	-	-	48
Lambeth	28	7	28	-	-	-	-	-	-	-	63
Lewisham	45	2	4	-	-	-	-	1	1	1	54
Merton	32	25	-	3	-	-	-	-	-	-	60
Newham	59	-	-	-	-	-	1	-	-	-	60
Redbridge	21	33	9	-	-	-	-	-	-	-	63
Richmond upon Thames	-	39	15	-	-	-	-	-	-	-	54
Southwark	28	5	30	-	-	-	-	-	-	-	63
Sutton	3	8	43	-	-	-	-	-	-	-	54
Tower Hamlets	35	-	16	-	-	-	-	-	-	-	51
Waltham Forest	29	18	13	-	-	-	-	-	-	-	60
Wandsworth	10	50	-	-	-	-	-	-	-	-	60
City of Westminster	12	48	-	-	-	-	-	-	-	-	60
London	866	652	310	25	3	1	1	1	1	1	1,861





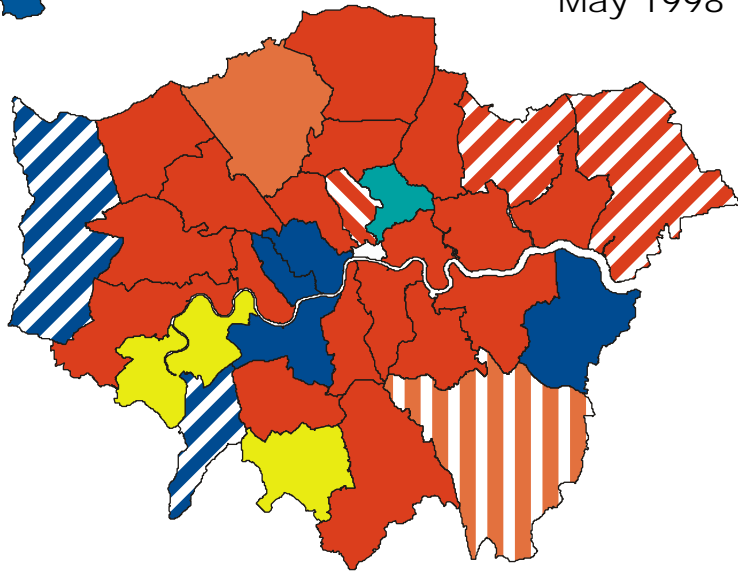


May 2002



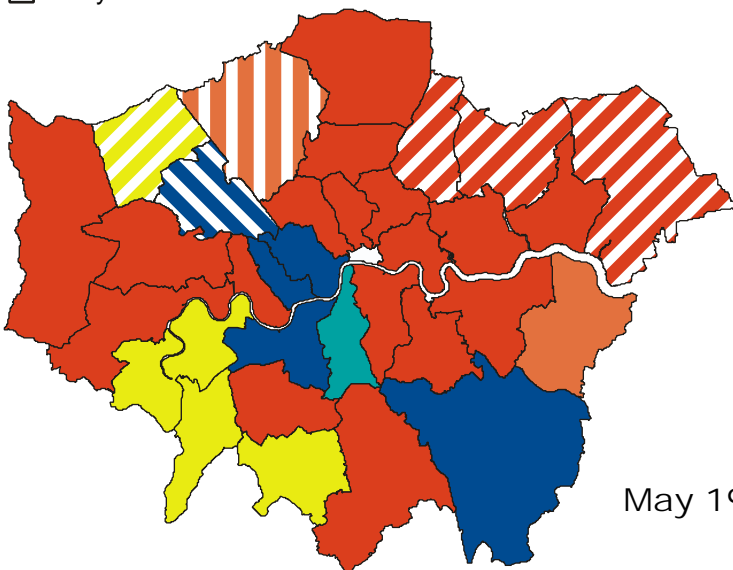
Political control

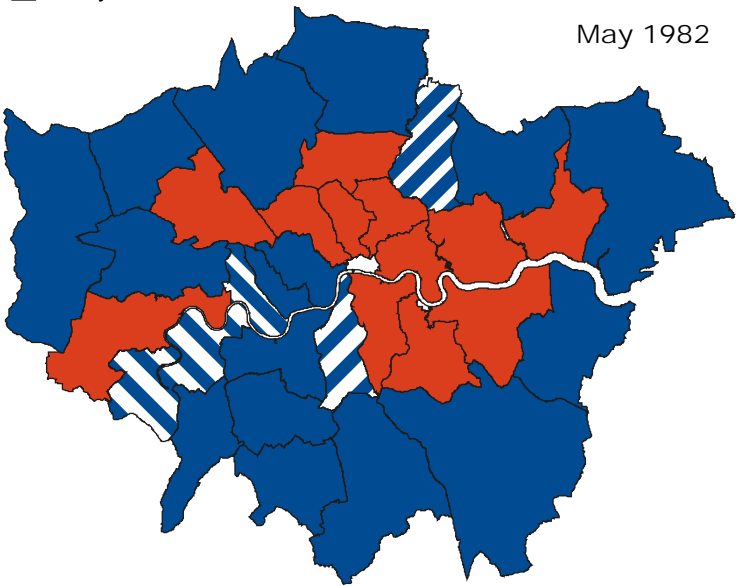
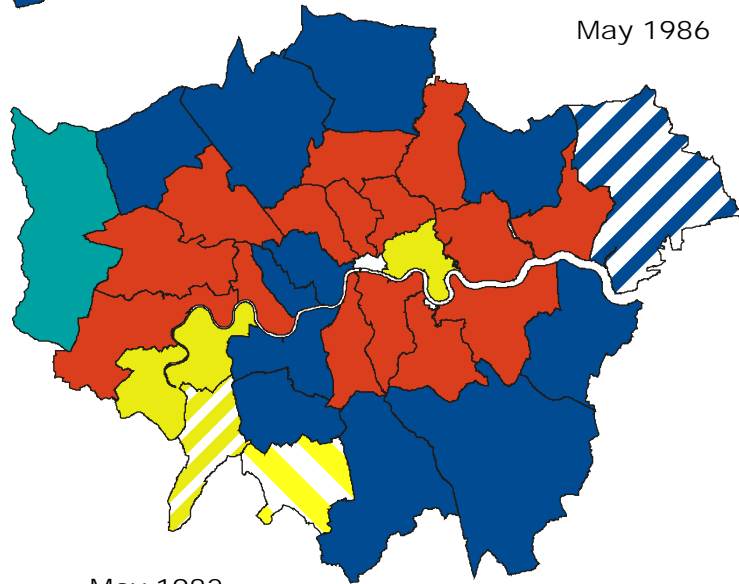
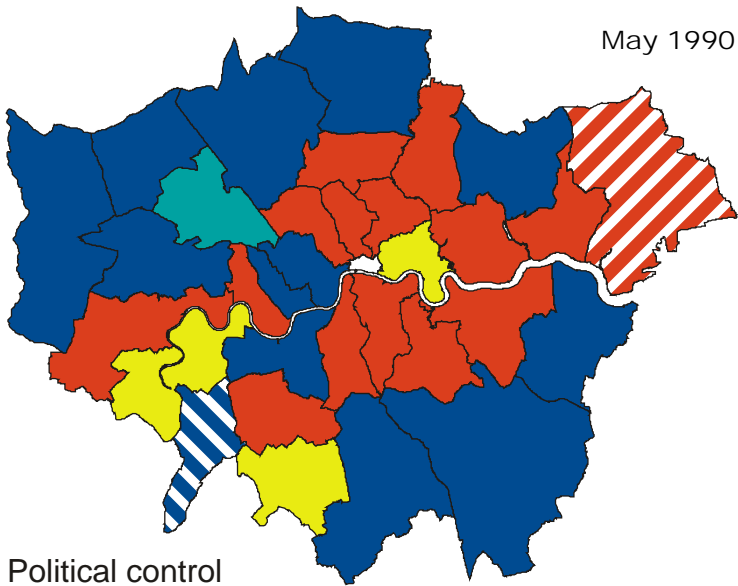
May 1998

















- Conservative
- Labour
- Liberal Democrat
- Conservative minority
- Labour minority
- LibDem minority
- Conservative with Mayoral vote
- Labour with Mayoral vote
- Labour with LibDem support
- Conservative/LibDem joint
- Labour/LibDem joint
- No overall control
- City of London

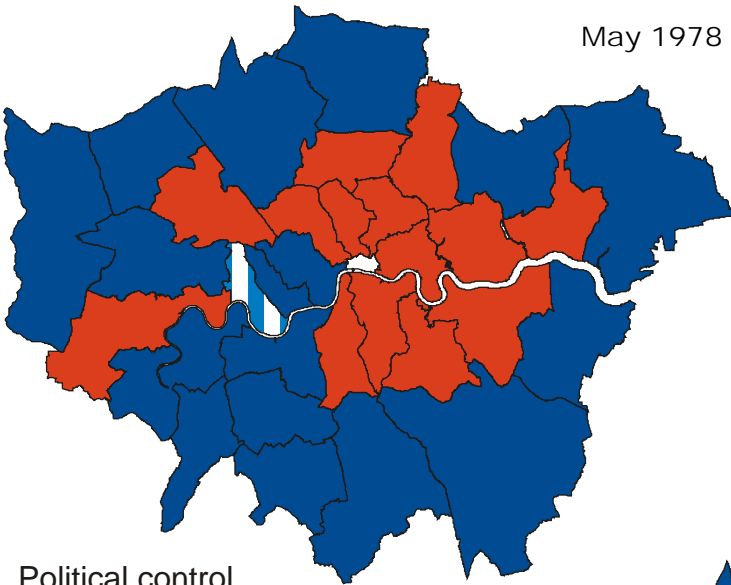
May 1994





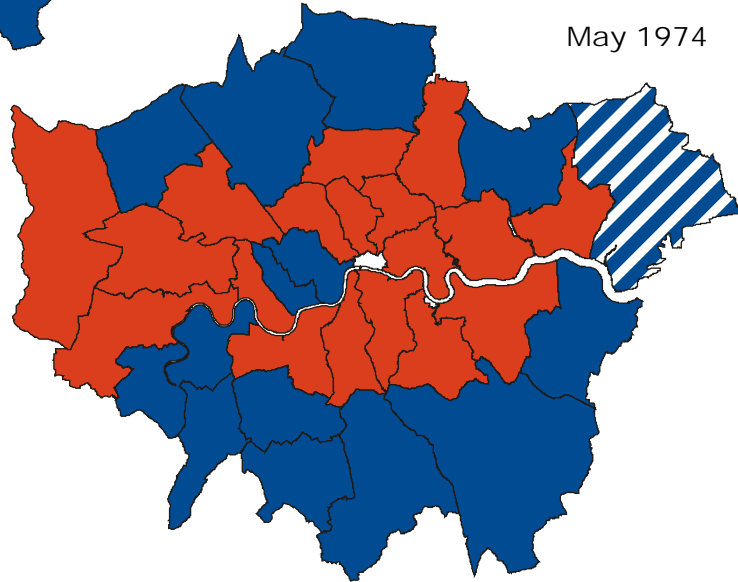
-  Conservative
-  Labour
-  Liberal Democrat
-  Conservative minority
-  Labour minority
-  LibDem minority
-  Conservative with Mayoral vote
-  Labour with Mayoral vote
-  LibDem with Mayoral vote
-  Labour with LibDem support
-  Conservative/LibDem joint
-  Labour/LibDem joint
-  No overall control
-  City of London

May 1978



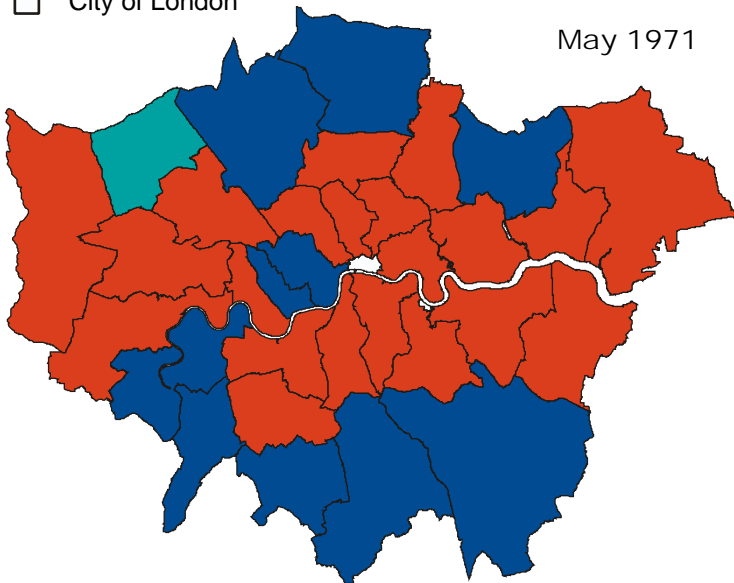
Political control

May 1974



- Conservative
- Labour
- Liberal Democrat
- Conservative minority
- Labour minority
- LibDem minority
- Conservative with Mayoral vote
- Labour with Mayoral vote
- LibDem with Mayoral vote
- Labour with LibDem support
- Conservative/LibDem joint
- Labour/LibDem joint
- No overall control
- City of London

May 1971



## Summary of election facts and figures, 2002

	2002	1998	1994	1990
Total number of candidates	6,119	5,840	5,838	5,782
Total number of seats	1,861	1,917	1,917	1,914
Total number of seats contested	1,858	1,914	1,917	1,911
Average number of candidates per seat	3.29	3.05	3.05	3.02
Total electorate	5,209,247	5,010,999	4,872,088	4,967,756
Number voting (1 ward uncontested in 1990, 1998 and 2002)	1,653,654	1,738,868	2,246,179	2,389,455
Percentage voting	31.80	34.75	46.10	48.17
Ballot papers included in the count				
Number of votes cast at polling stations	1,375,012	1,692,158	2,210,902	2,360,229
Number of postal votes <sup>1</sup>	278,642	46,710	35,277	29,226
Total number of rejected ballot papers <sup>2</sup>				
Lacking the official mark	169	267	201	402
Voting for more candidates than entitled	1,315	1,642	1,621	1,682
Marked so that the voter could be identified	179	271	357	346
Unmarked or wholly void	3,807	8,648	3,361	3,035
Total rejected in whole	5,782	10,828	5,540	5,465
Total number of valid ballot papers	1,647,872	1,728,040	2,240,639	2,383,990

1 In 2002 there were postal ballots only in Hackney and Havering and in two wards in Greenwich.

2 In 2002 there were no rejected ballot papers recorded in Newham, and no breakdown of rejections in Barking and Dagenham.

### Number of Councillors elected in London, 1964-02

### % share of the poll in London, 1968-02\*

	CON	LAB	LD	other	total	% poll	CON	LAB	LD	other	
<b>2.5.02</b>	<b>652</b>	<b>866</b>	<b>310</b>	<b>33</b>	<b>1,861</b>	<b>2.5.02</b>	<b>31.8</b>	<b>34.4</b>	<b>33.8</b>	<b>20.3</b>	<b>11.6</b>
7.5.98	538	1,050	301	28	1,917	7.5.98	34.7	32.3	40.5	20.6	6.6
5.5.94	519	1,044	323	31	1,917	5.5.94	46.1	31.3	41.5	21.8	5.4
3.5.90	731	925	229	29	1,914	3.5.90	48.1	37.8	38.3	14.1	9.7
8.5.86	685	957	249	23	1,914	8.5.86	45.4	35.8	37.4	23.8	3.1
6.5.82	980	781	124	29	1,914	6.5.82	43.8	43.0	30.4	24.6	2.0
4.5.78	960	882	30	36	1,908	4.5.78	42.9	49.6	39.6	6.4	4.4
4.5.74	713	1,090	27	37	1,867	4.5.74	36.3	41.7	42.9	12.3	3.1
13.5.71	597	1,221	9	36	1,863	13.5.71	38.7	39.4	53.1	4.2	3.3
9.5.68	1,438	350	10	65	1,863	9.5.68	35.8	60.1	28.3	7.2	4.4
7.5.64	668	1,112	13	66	1,859						

\* Care should be taken when comparing these percentages. Four different methods have been used for these calculations over the years, but all methods should produce broadly similar results. Thus comparison is still possible.

## Turnout

The turnout of voters across the 32 boroughs as a whole was 31.8% the lowest in over 38 years. Turnout figures for individual boroughs varied widely:

Highest borough	Havering	45.0%
Lowest borough	Barking and Dagenham	22.8%

Turnout in individual wards ranged from a low of 17.0% in Becontree (Barking and Dagenham) to 58.6% in Cranham (Havering).

Five highest wards	Cranham	Havering	58.6%
	Upminster	Havering	56.5%
	Coulsdon East	Croydon	53.8%
	Pettits	Havering	52.7%
	Emerson Park	Havering	49.2%

Five lowest wards	Alibon	Barking and Dagenham	19.1%
	Thamesmead Moorings	Greenwich	18.2%
	Ferndale	Lambeth	17.6%
	Coldharbour	Lambeth	17.1%
	Becontree	Barking and Dagenham	17.0%

## The Conservative party

Highest borough Conservative vote	Kensington and Chelsea	58.5%
Lowest borough Conservative vote	Islington	3.9%

Five highest ward Conservative votes:

Darwin	Bromley	81.8%
Stanmore Park	Harrow	80.3%
Royal Hospital	Kensington and Chelsea	78.6%
Knightsbridge and Belgravia	Westminster	78.0%
Queen's Gate	Kensington and Chelsea	76.7%

Five lowest ward Conservative votes:

Holloway	Islington	3.6%
Camberwell Green	Southwark	3.5%
Chaucer	Southwark	3.4%
Faraday	Southwark	2.9%
Livesey	Southwark	2.8%

## **The Labour party**

Highest borough Labour vote	Barking and Dagenham	54.8%
Lowest borough Labour vote	Kingston upon Thames	11.5%

### Five highest ward Labour votes:

Southall Green	Ealing	74.7%
Southall Broadway	Ealing	73.4%
Bensham Manor	Croydon	71.5%
Lady Margaret	Ealing	71.0%
Abbey	Barking and Dagenham	70.7%

### Five lowest ward Labour votes:

Orpington	Bromley	4.7%
Biggin Hill	Bromley	4.5%
Farnborough and Crofton	Bromley	3.8%
Cheam	Sutton	3.7%
Darwin	Bromley	2.9%

## **The Liberal Democrat party**

Highest borough Liberal Democrat vote	Sutton	49.1%
Lowest borough Liberal Democrat vote	Harrow	2.3%

### Five highest ward Liberal Democrat votes:

Chessington North and Hook	Kingston upon Thames	72.2%
St Mark's	Kingston upon Thames	70.8%
Cathedrals	Southwark	64.5%
Stonecot	Sutton	64.2%
Riverside	Southwark	62.3%

### Five lowest ward Liberal Democrat votes:

Townfield	Hillingdon	5.5%
Burnt Oak	Barnet	5.3%
Southall Broadway	Ealing	5.3%
Southall Green	Ealing	4.3%
Hans Town	Kensington and Chelsea	3.4%



## Number of candidates and votes by party

Party	Code	Votes	Candidates	Elected
Conservative	CON	1,668,043	1,769	652
Labour	LAB	1,642,079	1,847	857
Labour and Co-operative	LABCP	15,765	12	9
<i>Labour total</i>		<i>1,657,844</i>	<i>1,859</i>	<i>866</i>
Liberal Democrat	LD	948,957	1,480	310
Green	GRE	144,603	525	1
Residents Association	REA	64,844	37	22
Independent Residents Party	IRE	6,532	6	3
<i>Residents total</i>		<i>71,376</i>	<i>43</i>	<i>25</i>
Independent	IND	27,084	98	-
Socialist Alliance	SA	14,399	88	-
United Kingdom Independence Party	UKIND	9,921	65	-
Christian Peoples Alliance	CPA	9,054	65	1
Independent Working Class Association	IWCA	7,549	10	-
Community (LB of Hounslow)	CTY	7,284	12	3
British National Party	BNP	6,975	22	-
A future for Brentford FC in your Community	ABEEC	3,993	14	1
People's Independent Party	PI	3,432	7	-
Socialist Labour Party	SLAB	2,750	17	-
Socialist Alternative	SALT	2,742	7	1
Local Education Action by Parents	LEAP	2,656	6	1
People's Choice	PC	1,932	8	-
Newham Independents Association	NIA	1,931	6	-
Third Way	TW	1,803	3	-
Liberal Party	LIB	700	4	-
New Britain	NB	470	2	-
Fellowship Party	F	433	1	-
National Front	NF	368	2	-
Monster Raving Looney	MRL	298	2	-
Communist Party of Britain	COMB	254	2	-
Communist Party	COM	49	1	-
English Pan-Nationalist Alliance	EPNA	38	1	-
<b>Total</b>		<b>4,596,938</b>	<b>6,119</b>	<b>1,861</b>

In addition the following codes appear in by-elections:

Hackney First	HF
Independent Green	IGRE
Independent Labour	ILAB
Independent Socialist	ISOC
National Democrats	ND
Newham Independent	NIND
Socialist Party	SP





## Commentary

The London local elections in 2002 marked the selection of the first directly-elected mayors in the London boroughs. Two boroughs, Lewisham and Newham, ushered in this new era following referendums held in the previous October and January respectively. The London Borough of Hackney chose election day, 2 May, to hold its referendum on a directly-elected mayor, and has since become the third London borough to adopt the new system.

The 2002 elections also saw a continued decline in participation by the electors. The Tories regained some of the ground they had lost since the early 1980s, the Liberal Democrats held their position, losing some and winning some, and the Labour Party had its worst showing for twenty years whilst retaining its lead in both seats and councils.

The results were rendered, at the same time, more interesting and more difficult to interpret, by the complete redrawing of the ward geographies in every borough. Among other effects, was the reduction in the number of councillors across the

boroughs by 56 following consistent increases during the previous 38 years. We now have just two more than in 1964.

### The borough elections

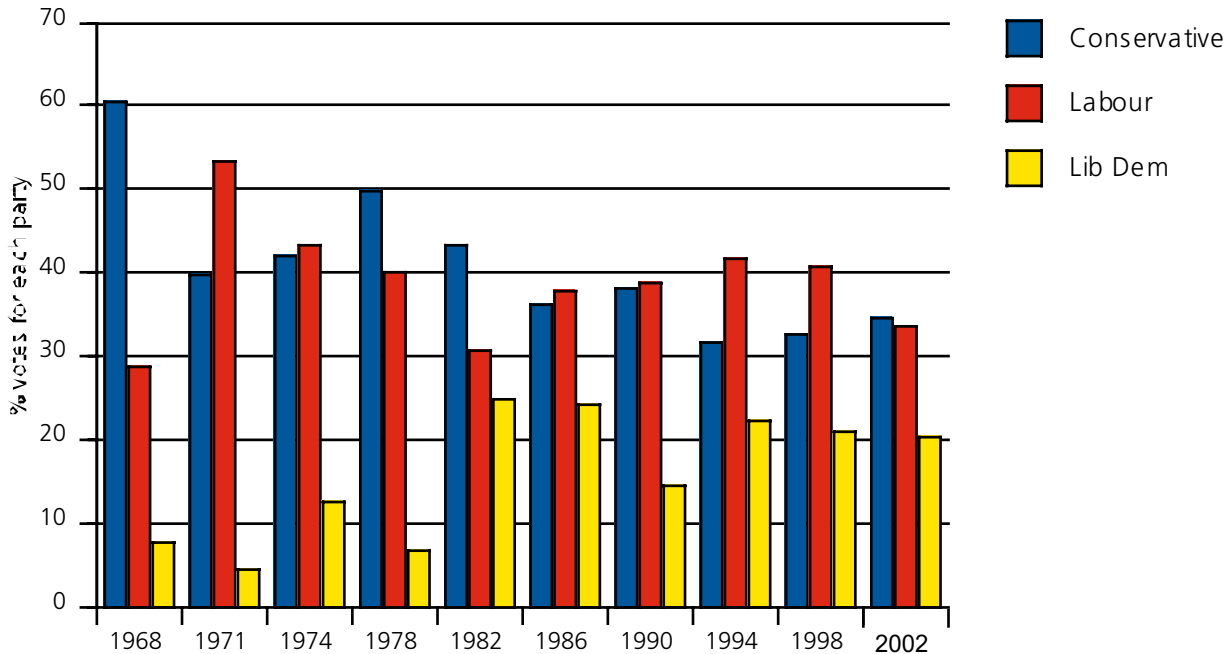
Table 1 illustrates the changes over the last three London borough general elections. Because of the decrease in the number of seats in London, the figures for councillors are shown as a rate per 2,000 seats, thus bringing the three elections onto the same basis. The actual numbers of seats won at these, and earlier, elections can be found in the Summary of election facts and figures on page xi.

Labour was the clear loser in 2002. The party saw its share of the vote drop by over six percentage points since 1998 and it lost the prestigious position of holding at least half the London seats (a position which Labour have enjoyed following six of the eleven tournaments since 1964). Labour now trail the Conservatives in terms of the popular vote but despite this have held on to a lead of over 200 seats. Nonetheless there has been a partial revival in Tory fortunes after they were expected to

**Table 1 Votes cast and seats won, 1994 to 2002**

				% votes cast		Councillors elected per 2,000 seats				
	1994	1998	2002	94-02	98-02	1994	1998	2002	94-02	98-02
Conservatives	31.3	32.3	34.4	+ 3.1	+ 2.1	541	561	702	+ 161	+ 141
Labour	41.5	40.5	33.8	- 7.7	- 6.7	1,089	1,095	931	- 158	- 164
Liberal Democrats	21.8	20.6	20.3	- 1.5	- 0.3	337	314	332	- 5	+ 18
Others	5.4	6.7	11.6	+ 6.2	+ 4.9	32	29	35	+ 3	+ 6

**Figure 1 Votes for major parties in London borough elections, 1968 to 2002**



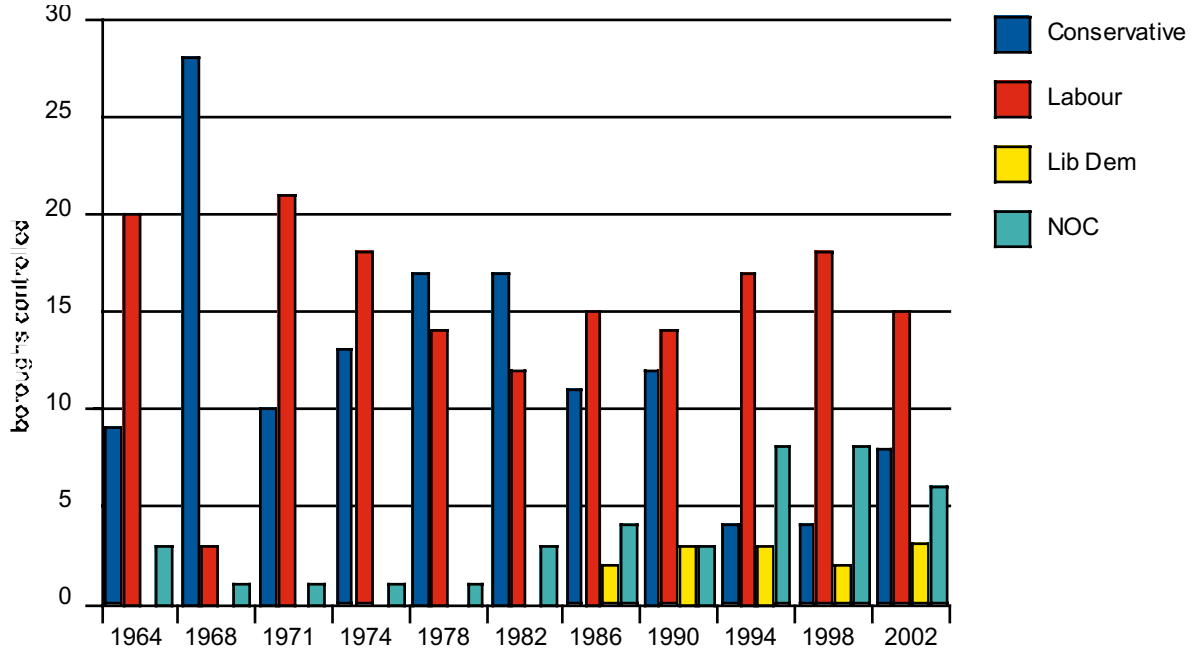
make greater advances in 1998. Labour now control 15 councils outright, run Harrow with a minority administration and Waltham Forest with the help of the Liberal Democrats, and the Conservatives run eight with an overall majority, Havering and Hillingdon with minority administrations and Lambeth jointly with the Liberal Democrats.

The Liberal Democrats made small gains in seats over 1998 but did not recoup the (admittedly small) losses of four years earlier. Figure 1 (overleaf) confirms that the party (including the Liberal and Social Democrat Alliance during the 80s) has retained between 20 and 25 per cent of the vote in all but one of the last six elections but has failed to break through to the point at which London is split equally three ways. In 1986 the Liberal Democrats first took control of a London borough in the modern era. Since then they have controlled seven different authorities (some with minority administrations) but, with the loss of Richmond in 2002, only Sutton has been retained in all five contests. Currently, they hold three

authorities outright, form the minority administration in Southwark and take part in joint arrangements in two more boroughs (Lambeth and Waltham Forest as noted above). A particular problem for the party in the 2002 elections was the High Court ruling that 60 of the 63 nomination papers the Liberal Democrats submitted in Brent should be declared invalid. This arose because the description of the party given on the nomination paper failed to match the name given on the political party registration certificate (under the Political Parties, Elections and Referendum Act 2000). Their showing in Harrow Weald, the only ward in which their nomination was accepted (and one which the boundary changes had left almost untouched), suggested that with a full card they might have expected to have polled a similar share of the vote as in 1998 when they returned nine councillors in all.

Figure 2 illustrates the changes in boroughs controlled by the major parties since the first London borough elections in 1964. The Conservatives' partial recovery in 2002 is

**Figure 2 Boroughs controlled by major parties, 1964 to 2002**



**Table 2 Changes in political control following 2002 London borough elections**

Read vertically for 1998 political control

Read horizontally for 2002 political control

	CON	LAB	LD	NOC
CON	Kensington and Chelsea Wandsworth City of Westminster	Enfield	Richmond upon Thames	Barnet Bromley Redbridge
LAB	Bexley	Barking and Dagenham Brent Camden Croydon Ealing Greenwich Hammersmith and Fulham Haringey Hounslow Lewisham Merton Newham Tower Hamlets		Hackney
LD			Sutton	Islington Kingston upon Thames
NOC		Harrow Lambeth Southwark Waltham Forest		Havering Hillingdon

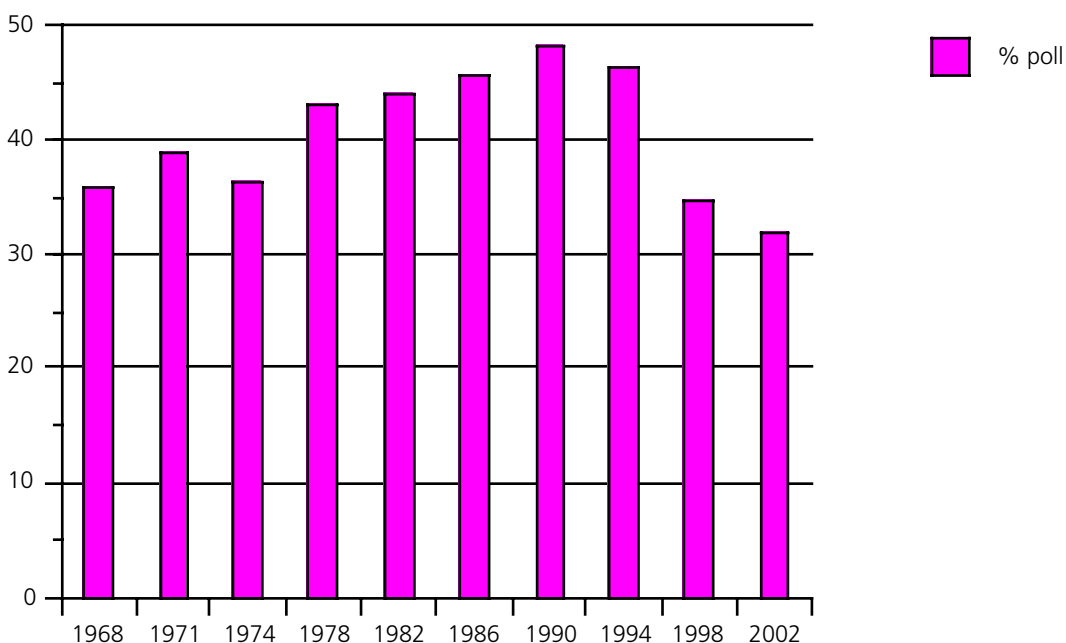
confirmed and Londoners continue to be comfortable with no overall control – six boroughs fall into this category, two fewer than at the previous two elections. The changes from the 1998 results are documented in Table 2. In 19 boroughs the same political party retained power with the Conservatives enjoying a net gain of four, and the Liberal Democrats a net gain of one. With five losses, Labour clearly fared the worst, but their disappointment would have been offset by gaining Bexley from the Tories and Hackney from no overall control.

The smaller parties and single issue candidates continue to do poorly, even if their performance has improved since 1998. Residents retained their 25 seats – principally in their stronghold of Havering – although they no longer have their long-held presence on Harrow Council. The Greens lost their seats in Hackney and gained but a single consolation in Lewisham – this despite

doubling their number of candidates to cover almost 30 per cent of available seats. Altogether the minor players gained 33 seats compared to 28 in 1998.

Concern continues over the increasingly reducing levels of turnout at local elections. Figure 3 shows the turnout at each of the last ten London borough general elections. For the first time the percentage poll has dipped below 33 – less than one in three electors across the whole of London are exercising their democratic rights at these local elections. The experiments detailed later in this commentary explored, among other purposes, the possibilities of improving turnout using electronic voting, postal ballot only, and variations in polling station opening times. Whilst it was felt that some of the experiments forestalled greater falls in turnout in the trial areas, only that in Havering was thought to have had a positive effect.

**Figure 3 % poll in London borough general elections, 1968 to 2002**



**Table 3 Referenda for directly elected mayors**

Authority	Date	% poll	Type	Method	Yes vote	No vote	% yes
Ealing	12.12.02	10	petition	combination	9,454	11,655	45
Hackney	2.5.02	32	voluntary	postal	24,697	10,547	59
Harrow	6.12.01	26	voluntary	postal	17,502	23,554	43
Lewisham	18.10.01	18	voluntary	postal	16,822	15,914	51
Newham	31.1.02	26	voluntary	postal	27,263	12,687	68
Southwark	31.1.02	11	direction	poll	6,054	13,217	31

Source: *The Electoral Commission*

### Directly elected mayors

The Local Government Act, 2000, changed the way local authorities in England and Wales are run. Most authorities will now operate under one of three patterns of ‘executive arrangement’: a directly elected mayor and cabinet, a directly elected mayor and council manager, or a leader (chosen from the elected councillors in the traditional way) and cabinet. Local authorities were to consult on which pattern their electorate wanted, and, if the decision included an elected mayor, a binding referendum should be held.

Six boroughs have held referenda: Ealing, Hackney, Harrow, Lewisham, Newham and Southwark. Four chose to put the option for a directly elected mayor and cabinet to their electorate, Ealing carried out a referendum following a petition from their electors, and Southwark was directed by the Secretary of State to conduct a referendum. Table 4 shows that only in Hackney did the referendum achieve even the very poor levels of turnout found in the borough general elections, and in that case it was held on the same day, 2 May 2002. But even in Hackney, the huge number of invalid ballot papers, 5,656 or 13.5 per cent of those voting, brought the successful participation level to well below that of the council elections.

Three of the referenda, in Hackney, Lewisham and Newham, resulted in ‘yes’ votes and all three

boroughs have now held their mayoral elections, Lewisham and Newham on 2 May 2002 and Hackney on 17 October 2002. All three polls attracted participation from only a quarter of the electorate and all three returned the respective Labour Party candidate, mirroring the boroughs’ administrations. In Newham the successful candidate achieved over 50 per cent of the vote on the first count, and in Lewisham and Hackney the second preference votes were required for a result. Tables 5 and 6 overleaf summarise the results and voting statistics.

Votes were cast in Newham polling stations using electronic touch screens. There were no rejected ballot papers as only valid votes were accepted in the counting and verification process. Postal votes were also entered electronically, by staff with agents and candidates present. The number of these rejected ballot papers were not recorded. There were 3,326 electors who were registered at polling stations but did not vote in the election for the Mayor. If these were included in the Mayoral poll, the percentage would have been 27.6. The election for Hackney’s Mayor was by postal ballot. There were 661 ballot papers rejected because they were received without a declaration of identity. Generally, such papers are not included in the count but if they were, the percentage poll would rise to 26.3.

**Table 4 Mayoral elections - results**

Borough/candidate	Party	First preference vote		Second preference vote	Total vote	
		Number	% vote		Number	% vote
<b>Lewisham</b>						
<i>2 May 2002</i>						
<b>Bullock, Steve</b>	LAB	20,011	45.0	4,509	24,520	71.3
Stone, Derek A.	CON	8,004	18.0	1,851	9,855	28.7
Feakes, Alexander D.	LD	7,276	16.3	...	...	...
Mani, Sinna	GRE	5,517	12.4	...	...	...
Irvine, Marie-Louise	LEAP	3,710	8.3	...	...	...
Total vote		44,518	100.0	...	34,375	100.0

**Newham***2 May 2002*

<b>Wales, Robert A.</b>	LAB	20,384	50.8	...	...	...
Choudhury, Tawfique A.	IND	5,907	14.7	...	...	...
Postles, Graham E.	CON	4,635	11.5	...	...	...
Craig, Alan	CPA	3,649	9.1	...	...	...
Davidson, Michael	BNP	2,881	7.2	...	...	...
Rolfe, Gabrielle C.	GRE	2,691	6.7	...	...	...
Total vote		40,147	100.0	...	...	...

**Hackney***17 October 2002*

<b>Pipe, Jules</b>	LAB	13,813	42.0	2,421	16,234	74.3
Boff, Andrew	CON	4,502	13.7	1,127	5,629	25.7
Foot, Paul	SA	4,187	12.7	...	...	...
Sharer, Ian	LD	4,185	12.7	...	...	...
Truman, Crispin	GRE	3,002	9.1	...	...	...
Spenser, Bruce	HF	1,543	4.7	...	...	...
Edwards, Terry	IND	1,253	3.8	...	...	...
Carr, Errol	IND	441	1.3	...	...	...
Total vote		32,926	100.0	...	...	...

Note: For party codes see page xv.

**Table 5 Mayoral elections - voting statistics**

Borough	Electorate	Ballot papers included in the count	% poll	Rejected ballot papers - first preference						
				Lacking official mark	More votes than entitled	Marked for identification	Un-marked wholly void	Total	Un-allocated 2nd pref.	Rejected in part
Lewisham	179,835	45,985	25.6	0	678	90	699	1,467	..	0
Newham *	157,504	40,147	25.5	...	...	...	...	...	..	..
Hackney †	130,657	33,754	25.8	0	619	0	209	828	6,658	4,405

\* 3,326 electors registered at polling stations but did not vote in the Mayoral election. If these were included in the Mayoral poll, the percentage poll would be 27.6.

† There were 661 ballot papers rejected because they were received without a declaration of identity, and if these were included in the poll the percentage would be 26.3.

### **Local electoral pilot schemes**

Under the Representation of the People Act, 2000, local authorities were invited to submit proposals to the Secretary of State to carry out pilot schemes on electoral reform. Pilots were selected by the Department for Transport Local Government and the Regions (now the Office of the Deputy Prime Minister) in consultation with the Electoral Commission which was responsible for the evaluation. Seven London boroughs were selected to conduct schemes during the May 2002 elections. These schemes are listed below with summaries of the Electoral Commission's findings.

**Camden** - Early voting on the Saturday and Sunday before the election at one of five polling stations; early voters could vote at any of the stations and were checked off electronically.

The locations chosen were in busy areas in contrast to an earlier experiment carried out in May 2000. The electronic checking was considered to have been successful but voting demand was too low to seriously test the system. The Commission concluded that there was no evidence to suggest that early voting had improved turnout. The number of electors choosing this method was slightly fewer than in 2000 despite there being only one polling station used in the earlier pilot. The evidence also suggests that most of those voting early would have voted in any case.

**Greenwich** - Postal voting only in two wards (Eltham West and Woolwich Common) subject to a simplified declaration of identity and an option to deliver the postal ballot to a polling station.

The Electoral Commission found no evidence that the scheme encouraged people to vote who would not otherwise have done so. However, the simplified system of declaration made the process easier for both the elector and those opening and checking the ballot papers, reducing the incidence

of rejected papers. There was also a problem with late return of ballot papers – 5.2 per cent of the total returned in the two wards compared to 2.7 per cent of the postal vote in the remaining wards in Greenwich – resulting in these papers being excluded from the count.

**Hackney** - Postal ballot only; ballot paper and declaration of identity bar-coded to allow electronic verification; electronic counting; ballot papers could also be returned to five collection points on 1 and 2 May.

The pilot was seen to facilitate voting and the count. Although turnout fell, experience in similar surrounding areas suggested that without the experiment the drop might have been larger still, particularly against the background of historically low take-up of postal voting in the borough. A large proportion of the total ballot papers returned were personally delivered with 2,000 (5 per cent of the total) in the final two hours before closure.

**Havering** - Postal ballot only with an option to hand postal ballot papers in at six drop-in centres in the borough on election day.

Once again the postal ballot process was seen to facilitate voting and the count. In contrast to Hackney, the scheme was judged to have been successful in encouraging more people to vote and Havering achieved the highest borough-turnout in the London elections. There were serious concerns expressed over the use of a single envelope to contain both the declaration of identity and the ballot paper.

**Newham** - Electronic voting at all polling stations using touch-screen units (all postal votes were entered by hand using touch-screen units); electronic counting used; early voting from 24 April at specific locations in the borough; mobile voting using touch-screens used at sheltered



accommodation, hospitals and other similar places.

The Commission saw the scheme as successfully aiding voting and counting, and although turnout did not improve, it was felt that the figure would have fallen further without the experiment. Although they had little effect on overall turnout, the mobile polling stations were seen as a successful attempt to improve social inclusion (390 people voted in this way, most of whom would not have voted using traditional methods). Visually impaired people reported problems with the touch-screen technology although otherwise this aspect seemed to have been well-received.

**Wandsworth** - Polling time extended by two hours in all wards.

Turnout was down substantially compared with the 1998 borough general elections, but around 10.5 per cent of votes were cast during the extended polling hours. A significant minority of those voting during the extended hours indicated that they would not have voted during the standard hours.

**City of Westminster** - Polling time extended by two hours in all wards and electronic counting used at the central count.

The Commission regarded the electronic counting pilot as a success, but the extended polling time was not seen as improving turnout, although it was acknowledged that turnout might have been reduced still further without the extension. The extended hours were used by 7.4 per cent of voters.

### **GLA Constituency comparisons**

This analysis has been developed from a similar exercise carried out by Colin Rallings and Michael Thrasher<sup>1</sup>. It simulates the results which would have been obtained in a first-past-the-post contest

<sup>1</sup> New Briton: New Elections, The Media Guide to the New Political Map of Britain, by Colin Rallings and Michael Thrasher, published by Vacher Dad, 1999

in the GLA Constituencies using results from each set of all-London elections in the last ten years.

Four current parliamentary constituencies straddle the Greater London boundary. The use of the 2001 parliamentary general election figures ignores the small parts of Kingston and Surbiton, and Sutton and Cheam constituencies which lie outside the boundary, and similarly, Esher and Walton, and Epsom and Ewell constituencies have not been used despite their including small parts of Greater London. The results from St James' ward in the City of Westminster was used to estimate the results for the City of London for the estimates based on the borough general elections, since the City of London does not take part in the borough elections being constituted on a different basis.

Six of the 14 constituencies maintained a consistent political complexion throughout the ten years – four Labour, in the North Eastern and inner South Eastern sectors, and two Conservative, in the outer South East. In three constituencies (Barnet and Camden, Ealing and Hillingdon, and Havering and Redbridge), the results in the GLA elections in 2000 appear to be at variance with the general pattern of estimates based on the other elections – with the Conservatives holding the seat in each case. In Brent and Harrow and Enfield and Haringey Labour have recently been the major party displacing the Conservatives early into the ten year period. The remaining three constituencies show greater volatility with the South West Constituency giving the Liberal Democrats their only successes in the 1994 borough and 2001 parliamentary elections.

Overall, Labour would have won on four occasions to the Conservatives' three. The highest percentage vote to any party was the 49.5 per cent gained by the Labour in the 1997 parliamentary election.

**Table 6 London Assembly constituency comparisons from recent elections**

Election	Votes% share of vote				CON	LAB	LD	Others	Elected
	CON	LAB	LD	Others					
<b>Barnet and Camden Assembly constituency</b>									
1992 parliamentary	<b>116,952</b>	89,681	31,814	4,350	<b>48.2</b>	36.9	13.1	1.8	<b>CON</b>
1994 London borough	47,120	<b>64,973</b>	29,102	9,976	31.2	<b>43.0</b>	19.3	6.6	<b>LAB</b>
1997 parliamentary	78,631	<b>118,127</b>	27,457	7,728	33.9	<b>50.9</b>	11.8	3.3	<b>LAB</b>
1998 London borough	42,170	<b>53,038</b>	24,421	8,681	32.9	<b>41.3</b>	19.0	6.8	<b>LAB</b>
2000 GLA Assembly	<b>41,583</b>	41,032	22,295	21,452	<b>32.9</b>	32.5	17.6	17.0	<b>CON</b>
2001 parliamentary	64,189	<b>92,009</b>	28,611	8,709	33.2	<b>47.5</b>	14.8	4.5	<b>LAB</b>
2002 London borough	<b>43,665</b>	42,279	24,080	15,660	<b>34.7</b>	33.6	19.2	12.5	<b>CON</b>
<b>Bexley and Bromley Assembly constituency</b>									
1992 parliamentary	<b>180,667</b>	71,504	64,031	5,014	<b>56.2</b>	22.3	19.9	1.6	<b>CON</b>
1994 London borough	<b>73,465</b>	50,932	59,046	3,071	<b>39.4</b>	27.3	31.7	1.6	<b>CON</b>
1997 parliamentary	<b>119,044</b>	95,726	59,878	16,403	<b>40.9</b>	32.9	20.6	5.6	<b>CON</b>
1998 London borough	<b>63,606</b>	39,924	42,318	1,411	<b>43.2</b>	27.1	28.7	1.0	<b>CON</b>
2000 GLA Assembly	<b>64,879</b>	30,320	29,710	12,527	<b>47.2</b>	22.1	21.6	9.1	<b>CON</b>
2001 parliamentary	<b>104,235</b>	77,547	49,862	8,485	<b>43.4</b>	32.3	20.8	3.5	<b>CON</b>
2002 London borough	<b>67,299</b>	31,504	36,294	9,273	<b>46.6</b>	21.8	25.1	6.4	<b>CON</b>
<b>Brent and Harrow Assembly constituency</b>									
1992 parliamentary	<b>108,527</b>	84,868	28,303	4,496	<b>48.0</b>	37.5	12.5	2.0	<b>CON</b>
1994 London borough	<b>55,952</b>	50,828	35,094	4,375	<b>38.3</b>	34.8	24.0	3.0	<b>CON</b>
1997 parliamentary	69,439	<b>120,005</b>	21,349	6,638	31.9	<b>55.2</b>	9.8	3.1	<b>LAB</b>
1998 London borough	39,899	<b>50,840</b>	22,421	4,215	34.0	<b>43.3</b>	19.1	3.6	<b>LAB</b>
2000 GLA Assembly	32,295	<b>36,675</b>	17,161	11,302	33.1	<b>37.6</b>	17.6	11.6	<b>LAB</b>
2001 parliamentary	51,278	<b>109,190</b>	22,025	3,800	27.5	<b>58.6</b>	11.8	2.0	<b>LAB</b>
2002 London borough	42,692	<b>44,836</b>	10,874	6,927	40.5	<b>42.6</b>	10.3	6.6	<b>LAB</b>
<b>City and East Assembly constituency</b>									
1992 parliamentary	74,907	<b>133,123</b>	40,013	4,274	29.7	<b>52.8</b>	15.9	1.7	<b>LAB</b>
1994 London borough	16,491	<b>93,030</b>	31,287	20,397	10.2	<b>57.7</b>	19.4	12.7	<b>LAB</b>
1997 parliamentary	41,781	<b>142,021</b>	20,831	25,744	18.1	<b>61.6</b>	9.0	11.2	<b>LAB</b>
1998 London borough	15,714	<b>65,198</b>	20,975	14,311	13.5	<b>56.1</b>	18.1	12.3	<b>LAB</b>
2000 GLA Assembly	19,266	<b>45,387</b>	18,300	15,847	19.5	<b>45.9</b>	18.5	16.0	<b>LAB</b>
2001 parliamentary	41,203	<b>119,915</b>	20,191	13,162	21.2	<b>61.7</b>	10.4	6.8	<b>LAB</b>
2002 London borough	20,830	<b>57,387</b>	21,117	21,857	17.2	<b>47.4</b>	17.4	18.0	<b>LAB</b>
<b>Croydon and Sutton Assembly constituency</b>									
1992 parliamentary	<b>149,695</b>	68,810	60,127	1,699	<b>53.4</b>	24.5	21.4	0.6	<b>CON</b>
1994 London borough	<b>59,910</b>	50,910	51,387	6,012	<b>35.6</b>	30.3	30.5	3.6	<b>CON</b>
1997 parliamentary	<b>95,503</b>	90,668	59,977	11,928	<b>37.0</b>	35.1	23.2	4.6	<b>CON</b>
1998 London borough	<b>51,746</b>	39,760	35,033	3,216	<b>39.9</b>	30.6	27.0	2.5	<b>CON</b>
2000 GLA Assembly	<b>48,421</b>	29,514	30,614	10,707	<b>40.6</b>	24.7	25.7	9.0	<b>CON</b>
2001 parliamentary	<b>78,412</b>	74,458	55,453	4,856	<b>36.8</b>	34.9	26.0	2.3	<b>CON</b>
2002 London borough	<b>54,932</b>	37,808	33,748	6,266	<b>41.4</b>	28.5	25.4	4.7	<b>CON</b>

Election	Votes% share of vote				CON	LAB	LD	Others	Elected
	CON	LAB	LD	Others					
<b>Ealing and Hillingdon Assembly constituency</b>									
1992 parliamentary	<b>140,426</b>	100,369	32,985	8,150	<b>49.8</b>	35.6	11.7	2.9	<b>CON</b>
1994 London borough	71,236	<b>84,944</b>	22,997	4,201	38.8	<b>46.3</b>	12.5	2.3	<b>LAB</b>
1997 parliamentary	93,453	<b>134,961</b>	27,900	10,786	35.0	<b>50.5</b>	10.4	4.0	<b>LAB</b>
1998 London borough	50,046	<b>57,897</b>	19,015	5,986	37.6	<b>43.5</b>	14.3	4.5	<b>LAB</b>
2000 GLA Assembly	<b>44,850</b>	38,038	22,177	14,765	<b>37.4</b>	31.7	18.5	12.3	<b>CON</b>
2001 parliamentary	69,080	<b>104,959</b>	26,018	17,198	31.8	<b>48.3</b>	12.0	7.9	<b>LAB</b>
2002 London borough	46,492	<b>53,086</b>	22,204	10,983	35.0	<b>40.0</b>	16.7	8.3	<b>LAB</b>
<b>Enfield and Haringey Assembly constituency</b>									
1992 parliamentary	<b>113,439</b>	105,016	27,496	3,857	<b>45.4</b>	42.0	11.0	1.5	<b>CON</b>
1994 London borough	48,031	<b>76,434</b>	19,794	7,080	31.7	<b>50.5</b>	13.1	4.7	<b>LAB</b>
1997 parliamentary	67,234	<b>129,660</b>	21,935	9,402	29.5	<b>56.8</b>	9.6	4.1	<b>LAB</b>
1998 London borough	33,522	<b>55,203</b>	15,786	7,084	30.0	<b>49.5</b>	14.1	6.3	<b>LAB</b>
2000 GLA Assembly	31,207	<b>34,509</b>	14,319	27,013	29.2	<b>32.2</b>	13.4	25.2	<b>LAB</b>
2001 parliamentary	53,809	<b>103,380</b>	23,089	10,391	28.2	<b>54.2</b>	12.1	5.4	<b>LAB</b>
2002 London borough	41,241	<b>42,584</b>	19,533	11,014	36.1	<b>37.2</b>	17.1	9.6	<b>LAB</b>
<b>Greenwich and Lewisham Assembly constituency</b>									
1992 parliamentary	79,043	<b>112,473</b>	44,009	1,509	33.3	<b>47.5</b>	18.6	0.6	<b>LAB</b>
1994 London borough	31,051	<b>78,205</b>	22,959	7,190	22.3	<b>56.1</b>	16.5	5.2	<b>LAB</b>
1997 parliamentary	46,037	<b>130,522</b>	22,255	11,033	21.9	<b>62.2</b>	10.6	5.3	<b>LAB</b>
1998 London borough	24,621	<b>56,895</b>	13,127	6,656	24.3	<b>56.2</b>	13.0	6.6	<b>LAB</b>
2000 GLA Assembly	22,401	<b>40,386</b>	16,290	15,820	23.6	<b>42.6</b>	17.2	16.7	<b>LAB</b>
2001 parliamentary	38,774	<b>100,588</b>	23,454	8,956	22.6	<b>58.6</b>	13.7	5.2	<b>LAB</b>
2002 London borough	22,054	<b>44,971</b>	20,378	18,114	20.9	<b>42.6</b>	19.3	17.2	<b>LAB</b>
<b>Havering and Redbridge Assembly constituency</b>									
1992 parliamentary	<b>148,322</b>	87,259	34,262	3,179	<b>54.3</b>	32.0	12.5	1.2	<b>CON</b>
1994 London borough	51,516	<b>64,083</b>	26,499	15,359	32.7	<b>40.7</b>	16.8	9.8	<b>LAB</b>
1997 parliamentary	95,790	<b>119,315</b>	22,380	10,838	38.6	<b>48.0</b>	9.0	4.4	<b>LAB</b>
1998 London borough	41,031	<b>46,154</b>	15,700	18,710	33.7	<b>38.0</b>	12.9	15.4	<b>LAB</b>
2000 GLA Assembly	<b>40,919</b>	32,650	14,028	21,378	<b>37.5</b>	30.0	12.9	19.6	<b>CON</b>
2001 parliamentary	82,521	<b>94,824</b>	21,177	6,114	40.3	<b>46.3</b>	10.3	3.0	<b>LAB</b>
2002 London borough	<b>57,288</b>	42,234	16,641	29,150	<b>39.4</b>	29.1	11.5	20.1	<b>CON</b>
<b>Lambeth and Southwark Assembly constituency</b>									
1992 parliamentary	65,421	<b>107,225</b>	43,343	4,027	29.7	<b>48.7</b>	19.7	1.8	<b>LAB</b>
1994 London borough	27,233	<b>55,656</b>	49,524	6,513	19.6	<b>40.1</b>	35.6	4.7	<b>LAB</b>
1997 parliamentary	32,856	<b>117,086</b>	40,287	8,504	16.5	<b>58.9</b>	20.3	4.3	<b>LAB</b>
1998 London borough	17,843	<b>49,709</b>	36,322	10,833	15.6	<b>43.3</b>	31.7	9.4	<b>LAB</b>
2000 GLA Assembly	19,238	<b>37,985</b>	22,492	21,270	19.1	<b>37.6</b>	22.3	21.1	<b>LAB</b>
2001 parliamentary	25,357	<b>90,610</b>	43,637	10,998	14.9	<b>53.1</b>	25.6	6.4	<b>LAB</b>
2002 London borough	15,242	<b>38,116</b>	36,401	14,550	14.6	<b>36.5</b>	34.9	13.9	<b>LAB</b>
<b>Merton and Wandsworth Assembly constituency</b>									
1992 parliamentary	<b>122,213</b>	97,518	27,368	5,526	<b>48.4</b>	38.6	10.8	2.2	<b>CON</b>
1994 London borough	65,817	<b>67,605</b>	18,185	11,120	40.4	<b>41.5</b>	11.2	6.8	<b>LAB</b>
1997 parliamentary	80,227	<b>120,305</b>	24,187	9,068	34.3	<b>51.5</b>	10.3	3.9	<b>LAB</b>
1998 London borough	<b>55,798</b>	49,008	15,132	8,744	<b>43.4</b>	38.1	11.8	6.8	<b>CON</b>
2000 GLA Assembly	<b>45,308</b>	32,438	12,496	24,373	<b>39.5</b>	28.3	10.9	21.3	<b>CON</b>
2001 parliamentary	60,730	<b>96,483</b>	23,865	6,641	32.4	<b>51.4</b>	12.7	3.5	<b>LAB</b>
2002 London borough	<b>49,338</b>	37,562	14,621	15,299	<b>42.2</b>	32.2	12.5	13.1	<b>CON</b>

Election	Votes				% share of vote				Elected
	CON	LAB	LD	Others	CON	LAB	LD	Others	
<b>North East Assembly constituency</b>									
1992 parliamentary	84,974	<b>128,056</b>	44,364	6,360	32.2	<b>48.6</b>	16.8	2.4	<b>LAB</b>
1994 London borough	33,049	<b>79,906</b>	45,007	12,010	19.4	<b>47.0</b>	26.5	7.1	<b>LAB</b>
1997 parliamentary	46,611	<b>145,106</b>	35,582	11,771	19.5	<b>60.7</b>	14.9	4.9	<b>LAB</b>
1998 London borough	23,671	<b>56,484</b>	44,654	12,988	17.2	<b>41.0</b>	32.4	9.4	<b>LAB</b>
2000 GLA Assembly	20,975	<b>42,459</b>	24,856	29,296	17.8	<b>36.1</b>	21.1	24.9	<b>LAB</b>
2001 parliamentary	40,215	<b>116,635</b>	35,589	13,091	19.6	<b>56.7</b>	17.3	6.4	<b>LAB</b>
2002 London borough	24,010	<b>51,684</b>	38,242	27,206	17.0	<b>36.6</b>	27.1	19.3	<b>LAB</b>
<b>South West Assembly constituency</b>									
1992 parliamentary	<b>139,823</b>	72,009	72,417	3,108	<b>48.7</b>	25.1	25.2	1.1	<b>CON</b>
1994 London borough	58,144	58,104	<b>62,474</b>	3,855	31.8	31.8	<b>34.2</b>	2.1	<b>LD</b>
1997 parliamentary	<b>95,141</b>	89,133	80,918	8,226	<b>34.8</b>	32.6	29.6	3.0	<b>CON</b>
1998 London borough	<b>48,998</b>	46,476	45,508	6,512	<b>33.2</b>	31.5	30.9	4.4	<b>CON</b>
2000 GLA Assembly	<b>48,248</b>	31,065	41,189	15,745	<b>35.4</b>	22.8	30.2	11.6	<b>CON</b>
2001 parliamentary	70,729	61,423	<b>88,297</b>	8,382	30.9	26.8	<b>38.6</b>	3.7	<b>LD</b>
2002 London borough	<b>51,148</b>	29,899	45,203	15,556	<b>36.1</b>	21.1	31.9	11.0	<b>CON</b>
<b>West Central Assembly constituency</b>									
1992 parliamentary	<b>106,160</b>	74,545	21,900	5,198	<b>51.1</b>	35.9	10.5	2.5	<b>CON</b>
1994 London borough	<b>58,412</b>	51,947	17,164	2,906	<b>44.8</b>	39.8	13.2	2.2	<b>CON</b>
1997 parliamentary	74,335	<b>90,694</b>	20,575	8,057	38.4	<b>46.8</b>	10.6	4.2	<b>LAB</b>
1998 London borough	<b>50,449</b>	41,270	13,016	1,540	<b>47.5</b>	38.8	12.2	1.4	<b>CON</b>
2000 GLA Assembly	<b>47,117</b>	28,838	14,071	16,574	<b>44.2</b>	27.1	13.2	15.5	<b>CON</b>
2001 parliamentary	61,219	<b>64,848</b>	21,620	8,072	39.3	<b>41.6</b>	13.9	5.2	<b>LAB</b>
2002 London borough	<b>51,705</b>	32,790	14,611	2,445	<b>50.9</b>	32.3	14.4	2.4	<b>CON</b>
<b>London total</b>									
1992 parliamentary	<b>1,630,569</b>	1,332,456	572,432	60,747	<b>45.3</b>	37.1	15.9	1.7	
1994 London borough	697,427	<b>927,557</b>	490,519	114,065	31.3	<b>41.6</b>	22.0	5.1	
1997 parliamentary	1,036,082	<b>1,643,329</b>	485,511	156,126	31.2	<b>49.5</b>	14.6	4.7	
1998 London borough	559,114	<b>707,856</b>	363,428	113,405	32.1	<b>40.6</b>	20.8	6.5	
2000 GLA Assembly	<b>526,707</b>	501,296	299,998	258,069	<b>33.2</b>	31.6	18.9	16.3	
2001 parliamentary	841,751	<b>1,306,869</b>	482,888	128,855	30.5	<b>47.3</b>	17.5	4.7	
2002 London borough	<b>587,936</b>	586,740	353,947	204,300	<b>33.9</b>	33.9	20.4	11.8	
<b>Seats (FPTP)</b>									
	CON	LAB	LD	Others					
1992 parliamentary	<b>10</b>	4	0	0					
1994 London borough	4	<b>9</b>	1	0					
1997 parliamentary	3	<b>11</b>	0	0					
1998 London borough	5	<b>9</b>	0	0					
2000 GLA Assembly	<b>8</b>	6	0	0					
2001 parliamentary	2	<b>11</b>	1	0					
2002 London borough	7	7	0	0					

## Technical notes

### **The London Borough Councils**

The London boroughs were constituted under the London Government Act, 1963 and the first elections to the new councils were held on 7 May 1964. Prior to 1976, councillors were elected at general elections held every three years but as a result of an order made under the Local Government Act, 1972, the term of office of members of London borough councils was increased to four years. Before 1978 each council included aldermen, to a maximum of one sixth of the councillors, elected by the councillors from among themselves or from persons qualified to be councillors. Under the Local Government Act, 1972, the office of alderman of a London borough council ceased to exist after the 1978 elections. The mayor of each borough is elected annually by each council from among the councillors, with the following exception: under the Local Government Act, 2000, a council proposing a directly elected mayor must carry out a referendum on its proposals, the result of which is binding on the local authority (see the commentary on directly elected mayors in London on page xv).

Following ward boundary changes which became effective on 2 May 2002, the total number of wards in London were reduced from 1,917 to 1,861. The number of new wards per borough varies from 16 in Hammersmith and Fulham, Islington and Kingston upon Thames to 24 in Croydon. The number of councillors per borough ranges from 46 in Hammersmith and Fulham to 70 in Croydon. Most London wards now return 3 members, but four boroughs include wards with fewer seats: Bromley with four two-seat and one single-seat ward, Croydon with two two-seat wards, Hammersmith and Fulham also with two two-seat wards and Hillingdon with one two-seat ward.

### **City of London**

The Corporation of London is constituted

differently to the London boroughs and is, therefore, not included in the current publication. It consists of common councilmen and aldermen in addition to the Lord Mayor. The aldermen are elected for life by the ward voters (who include business as well as resident voters).

### **Tables and Calculations**

The main results and the share of the votes by party are combined to provide a single section for each London borough giving all the most important information. This appears between pages 1 and 176.

The general method for calculating share of the votes follows that used in 1994. For the purposes of calculating vote share, residents' associations, independent residents and tenants and residents have been combined into a single grouping which is given the abbreviation RES in the borough statistics.

All percentage vote figures include a correction to reduce the errors due both to parties or groups failing to nominate candidates for all seats in a ward, and to the differing numbers of seats in wards within and between boroughs. The correction chosen is the use of average votes per candidate for any given party or group. Percentages are based on the sum of average votes for a ward or borough, which is thus used as an estimate of the total number of valid votes cast in a single seat election. Percentages do not necessarily add to 100 due to rounding.

### **Candidates' Names**

Candidates' principal names are shown as they appear on the nomination papers and other names by which they may be known locally have been excluded.

### **Acknowledgements**

Once again we should like to thank the Returning

Officers of the London boroughs who supplied the basic information presented in this volume. Our thanks are also due to the many other members and officers of the London boroughs who were instrumental in improving the quality of our information, and especially to Ken Livingstone and Sir David Williams who provided valuable help and advice.

### **Maps**

The maps relating to the 1994 and 1998 elections use the boundary as at 1 April 1996 and there are thus minor discrepancies in the 1994 map for boroughs which had been subject to changes in 1995 and 1996. The 2002 ward map shows the new wards that came into effect on 2 May 2002.

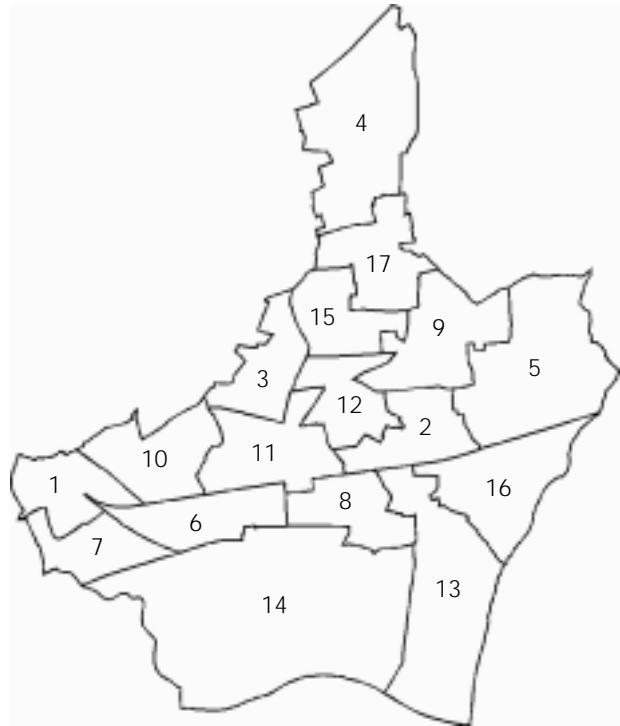
Detailed notes are also provided at the head of individual sections.



# Barking and Dagenham

## Labour administration

1	Abbey	10	Longbridge
2	Alibon	11	Mayesbrook
3	Becontree	12	Parsloes
4	Chadwell Heath	13	River
5	Eastbrook	14	Thames
6	Eastbury	15	Valence
7	Gascoigne	16	Village
8	Goresbrook	17	Whalebone
9	Heath		



## State of the parties, 1964-02

	CON	LAB	LD	other	total
2.5.02	2	42	3	4	51
7.5.98	-	47	1	3	51
5.5.94	-	47	1	3	51
3.5.90	-	44	1	3	48
8.5.86	3	35	5	5	48
6.5.82	3	37	3	5	48
4.5.78	3	42	-	3	48
4.5.74	-	45	-	4	49
13.5.71	-	45	-	4	49
9.5.68	13	32	-	4	49
7.5.64	-	45	-	4	49

## % share of the poll, 1964-02

	% poll	CON	LAB	LD	other
2.5.02	22.8	14.2	54.8	23.5	7.6
7.5.98	25.4	3.3	67.2	23.2	6.2
5.5.94	38.7	3.3	71.3	18.3	7.0
3.5.90	38.6	15.3	70.2	10.4	4.1
8.5.86	34.9	11.2	57.7	22.5	8.6
6.5.82	33.7	22.6	50.5	14.8	12.0
4.5.78	34.0	22.2	63.6	4.5	9.7
4.5.74	26.7	10.8	74.5	6.5	8.2
13.5.71	32.3	11.4	81.7	0.9	6.0
9.5.68	25.2	34.0	51.8	3.9	10.3
7.5.64	29.1	17.2	68.7	8.4	5.7

## Changes 1998-02

	CON	LAB	LD	other	total
Old council 02	-	46	2	3	51
Vacancies	-	-	-	-	-
By-elections	-	-1	+1	-	-
Allegiance changes	-	-	-	-	-
New council 98	-	47	1	3	51

## General statistics

		Barking and Dagenham	London
May 2002	Electorate	116,260	5,209,247
May 1998	Electorate	112,374	5,010,999
Mid 2002 (GLA)	Resident population aged 18 and over	117,800	5,859,600
Mid 1998 (ONS)	Resident population aged 18 and over	114,900	5,536,100
May 2002	% unemployed	4.6	4.8
May 1998	% unemployed	5.9	6.7
April 2002	Band 'D' council tax	£911	£895
April 1998	Band 'D' council tax	£698	£687



**% share of the poll**

	Date	%poll	CON	LAB	LD	GRE	others
Abbey	2.5.02	22.9	-	70.7	29.3	-	
Alibon	2.5.02	19.1	34.0	66.0	-	-	
Becontree	2.5.02	17.0	-	62.7	37.3	-	
Chadwell Heath	2.5.02	26.7	35.1	29.0	-	-	REA 35.9
Eastbrook	2.5.02	25.6	38.0	50.7	-	-	IND 11.3
Eastbury	2.5.02	25.8	-	43.7	56.3	-	
Gascoigne	2.5.02	24.2	-	64.4	24.3	11.3	
Goresbrook	2.5.02	20.3	-	61.5	38.5	-	
Heath	2.5.02	21.8	22.2	57.0	20.8	-	
Longbridge	2.5.02	29.6	39.3	42.5	18.1	-	
Mayesbrook	2.5.02	20.8	-	52.2	47.8	-	
Parsloes	2.5.02	19.9	-	61.5	38.5	-	
River	2.5.02	20.4	-	67.8	32.2	-	
Thames	2.5.02	23.7	-	68.0	21.5	10.5	
Valence	2.5.02	20.3	-	65.5	34.5	-	
Village	2.5.02	22.4	23.8	54.1	22.1	-	
Whalebone	2.5.02	26.2	17.4	40.5	-	-	REA 42.1

**By-elections**

<i>Eastbury</i>	<i>14.10.99</i>	<i>31.8</i>	<i>3.7</i>	<i>25.5</i>	<i>70.8</i>	-
<i>Goresbrook</i>	<i>13.5.99</i>	<i>27.8</i>	-	<i>43.6</i>	<i>43.6</i>	-
<i>Marks Gate</i>	<i>27.9.01</i>	<i>22.3</i>	<i>37.0</i>	<i>56.6</i>	<i>3.4</i>	<i>2.9</i>

**Results****Abbey**

Alexander, Jeannette L.	LAB	997
Bramley, Graham J.	LAB	921
Fani, Mohammed A.R.	LAB	895
Beadle, Brian B.	LD	426
Griffin, June W.	LD	387
Tester, Margaret L.	LD	354

**Alibon**

Wade, Terence G.W.	LAB	743
Davis, John	LAB	724
McCarthy, Michael A.	LAB	632
Justice, Mary B.	CON	360

**Becontree**

Bradley, Edith E.	LAB	841
Wainwright, John P.	LAB	686
Geddes, Cameron	LAB	684
Roberts, Rosemary F.	LD	438

**Chadwell Heath**

Curtis, Ronald J.	REA	682
Jeyes, Robert J.E.	REA	667
Justice, Terence J.	CON	642
Lewis, Donna M.	REA	624
Northover, Patricia A.	LAB	594
Aziz, Abdul G.	LAB	513
Agrawal, Alok K.	LAB	485

**Eastbrook**

Bunn, Lawrence E.	LAB	1,003
Collins, Leonard A.	LAB	936
Summerfield, Sidney	LAB	893
Connelly, Susan M.	CON	725
Smith, Kerry J.	CON	717
Patten, Vivian	CON	677
Butler, Michael A.	IND	210

**Eastbury**

Cooper, Alan H.G.	LD	986
Cooper, Jayne E.	LD	930
Felton, Daniel J.	LD	885
Arnold, June M.	LAB	763
Manley, Patrick J.	LAB	760
Gill, Sukhninder S.	LAB	648

**Gascoigne**

Flint, Kathleen J.	LAB	992
Rush, Valerie M.	LAB	863
McKenzie, Milton	LAB	857
Cornwell, Alan	LD	383
Tester, Bryan P.	LD	324
Gower, Stephen C.	LD	317
Yildirim, Hidir	GRE	158

**Goresbrook**

Porter, Jeffrey W.	LAB	847
Huggins, Matthew W.	LAB	842
Thomas, Alan G.	LAB	778
Gill, Kelly B.	LD	520
Gill, William	LD	509

**Heath**

Fairbrass, Charles J.	LAB	966
Osborn, Bryan M.	LAB	918
Kallar, Sidney	LAB	904
Woodward, George	CON	362
Whyte, Benjamin	LD	349
Stepton, Anthony D.	LD	328

**Longbridge**

Bramley, Susan	LAB	869
Baker, Madeleine G.	LAB	852
Cook, Brian	CON	811
Gill, Nirmal S.S.	LAB	774
Clark, Anton C.	CON	757
Cockling, Paul C.	CON	741
Harding, Lea E.	LD	379
Price, Hazel V.	LD	352
Felton, Shirley	LD	334

**Mayesbrook**

Blake, Jean	LAB	648
Hunt, Dorothy	LAB	619
Conyard, June	LAB	605
Broughton, John W.	LD	589
Little, Raymond J.	LD	589
Lopez-Real, Jonathon M.	LD	533

**Parsloes**

Jones, Frederick C.	LAB	775
Collins, Herbert J.	LAB	758
O'Brien, Dennis	LAB	647
Chapman, Winifred	LD	462
Perry, Tony H.	LD	446

**River**

Smith, Liam A.	LAB	1,018
Twomey, Patricia A.	LAB	987
Jamu, Inder S.	LAB	827
McCulloch, Rosemary A.	LD	449

**Thames**

Barns, William F.L.	LAB	980
Rawlinson, Joan E.	LAB	947
Miles, David S.	LAB	940
Dias-Broughton, Juan C.	LD	321
Dias, Maris M.	LD	293
Dias-Broughton, Lisa G.	LD	293
Koch-Krause, Francis	GRE	148

**Valence**

Cridland, Vera W.	LAB	897
Bruce, Jean E.M.	LAB	811
Osborn, Catherine T.	LAB	741
Stepton, Claire D.	LD	430

**Village**

Waker, Lee R.	LAB	981
Best, Darrin F.	LAB	946
Dale, William C.	LAB	890
Connelly, Neil S.	CON	414
Tindling, Frederick	LD	383

**Whalebone**

Gibbs, Albert	REA	762
Denyer, John R.	REA	755
West, Margaret M.	LAB	740
Parkin, Raymond B.	LAB	701
Woodcock, Keith T.	REA	675
Worby, Maureen M.	LAB	667
Grimmer, Philip M.	CON	324
Grimmer, Sylvia S.	CON	279

**By-elections****Goresbrook***LD gain from LAB**13 May 1999*

<b>Smith, Liam A.</b>	<b>LD</b>	<b>834</b>
Barns, William F.L.	LAB	646
<i>Resignation of Power, Terence P. (LAB)</i>		

**Eastbury***No change**14 October 1999*

<b>Cooper, Alan H.G.</b>	<b>LD</b>	<b>949</b>
Miles, David S.	LAB	342
Cook, Brian	CON	50
<i>Resignation of Churchman, Stephen W. (LD)</i>		

**Marks Gate***No change**27 September 2001*

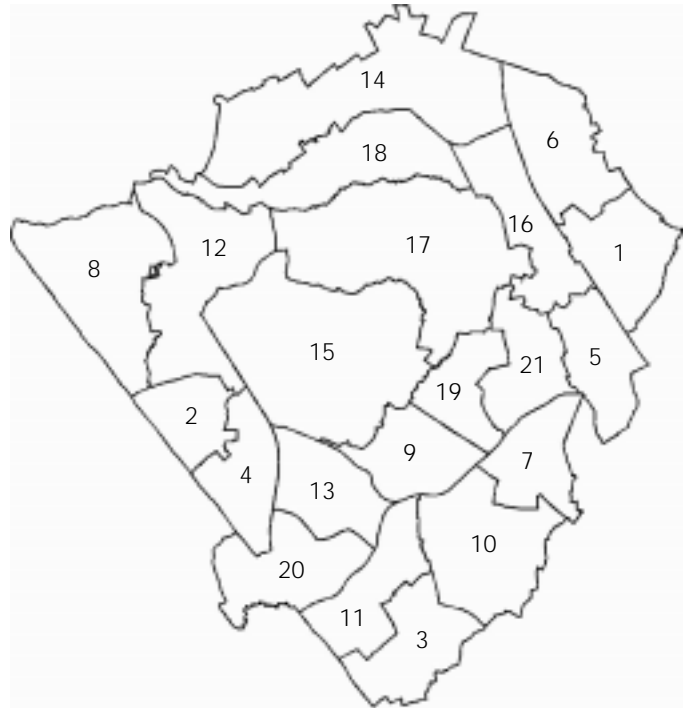
<b>McCarthy, Michael A.</b>	<b>LAB</b>	<b>443</b>
Justice, Terence J.	CON	290
Lopez-Real, Jonathan M.	LD	27
Hunwicks, Geoffrey A.	GRE	23

*Death of Pond, Colin T.W. (LAB)*

# Barnet

## Conservative administration

1	Brunswick Park	12	Hale
2	Burnt Oak	13	Hendon
3	Childs Hill	14	High Barnet
4	Colindale	15	Mill Hill
5	Coppetts	16	Oakleigh
6	East Barnet	17	Totteridge
7	East Finchley	18	Underhill
8	Edgware	19	West Finchley
9	Finchley Church End	20	West Hendon
10	Garden Suburb	21	Woodhouse
11	Golders Green		



## State of the parties, 1964-02

	CON	LAB	LD	other	total
2.5.02	33	24	6	-	63
7.5.98	28	26	6	-	60
5.5.94	29	25	6	-	60
3.5.90	39	18	3	-	60
8.5.86	39	18	3	-	60
6.5.82	48	12	-	-	60
4.5.78	49	10	-	1	60
4.5.74	42	17	-	1	60
13.5.71	43	17	-	-	60
9.5.68	56	3	1	-	60
7.5.64	37	13	6	-	56

## % share of the poll, 1964-02

	% poll	CON	LAB	LD	other
2.5.02	34.0	39.9	33.7	16.7	9.7
7.5.98	35.9	38.5	40.0	16.3	5.2
5.5.94	45.4	36.7	40.1	19.4	3.8
3.5.90	50.0	45.9	35.2	10.1	8.8
8.5.86	42.0	43.4	30.5	22.6	3.5
6.5.82	43.3	48.8	23.9	26.2	1.1
4.5.78	43.6	57.1	30.4	9.8	2.7
4.5.74	39.1	48.3	33.1	17.5	1.1
13.5.71	36.8	49.4	37.8	11.6	1.2
9.5.68	40.8	62.5	17.0	20.3	0.3
7.5.64	46.1	43.5	28.7	27.1	0.6

## Changes 1998-02

	CON	LAB	LD	other	total
Old council 02	28	26	6	-	60
Vacancies	-	-	-	-	-
By-elections	-	-	-	-	-
Allegiance changes	-	-	-	-	-
New council 98	28	26	6	-	60

## General statistics

		Barnet	London
May 2002	Electorate	230,793	5,209,247
May 1998	Electorate	225,836	5,010,999
Mid 2002 (GLA)	Resident population aged 18 and over	280,400	5,859,600
Mid 1998 (ONS)	Resident population aged 18 and over	257,500	5,536,100
May 2002	% unemployed	3.6	4.8
May 1998	% unemployed	4.4	6.7
April 2002	Band 'D' council tax	£915	£895
April 1998	Band 'D' council tax	£728	£687

**% share of the poll**

	Date	%poll	CON	LAB	LD	GRE	others
Brunswick Park	2.5.02	40.8	50.8	34.3	9.2	5.7	
Burnt Oak	2.5.02	24.3	17.8	68.7	5.3	8.3	
Childs Hill	2.5.02	29.4	22.7	19.1	50.0	8.2	
Colindale	2.5.02	20.7	18.0	61.4	13.0	7.5	
Coppetts	2.5.02	31.8	30.0	47.6	11.8	10.6	
East Barnet	2.5.02	40.7	44.2	38.4	9.1	8.3	
East Finchley	2.5.02	35.1	20.7	48.4	11.6	15.6	UKIND 3.7
Edgware	2.5.02	32.3	48.6	24.0	11.9	6.6	IND 8.8
Finchley Church End	2.5.02	34.3	55.1	24.7	9.5	10.7	
Garden Suburb	2.5.02	38.0	49.6	11.6	31.1	7.8	
Golders Green	2.5.02	38.1	59.0	26.6	8.0	6.4	
Hale	2.5.02	36.5	40.2	43.4	10.3	6.2	
Hendon	2.5.02	30.5	42.4	20.6	31.0	5.9	
High Barnet	2.5.02	37.6	48.2	22.4	12.3	10.9	IND 6.2
Mill Hill	2.5.02	36.0	25.7	11.2	56.8	6.4	
Oakleigh	2.5.02	33.9	47.4	30.9	13.2	8.5	
Totteridge	2.5.02	34.2	58.1	19.1	12.7	10.1	
Underhill	2.5.02	38.2	41.9	39.3	8.4	7.5	IND 2.8
West Finchley	2.5.02	35.5	30.5	45.9	12.0	11.6	
West Hendon	2.5.02	29.0	30.8	50.4	11.3	7.5	
Woodhouse	2.5.02	36.3	34.9	44.4	10.4	10.3	

**By-elections**

<i>Finchley</i>	<i>15.3.01</i>	<i>24.6</i>	<i>54.0</i>	<i>33.0</i>	<i>9.4</i>	<i>3.6</i>	
<i>Garden Suburb</i>	<i>23.11.00</i>	<i>24.1</i>	<i>47.1</i>	<i>17.3</i>	<i>32.9</i>	<i>2.7</i>	
<i>Hadley</i>	<i>23.11.00</i>	<i>21.0</i>	<i>58.5</i>	<i>24.7</i>	<i>12.0</i>	<i>4.8</i>	
<i>Mill Hill</i>	<i>23.11.00</i>	<i>24.1</i>	<i>29.5</i>	<i>14.1</i>	<i>54.6</i>	<i>1.8</i>	
<i>Woodhouse</i>	<i>10.12.98</i>	<i>24.6</i>	<i>36.6</i>	<i>49.4</i>	<i>6.1</i>	<i>7.8</i>	

## Results

## Brunswick Park

<b>Tambourides, Andreas</b>	<b>CON</b>	<b>2,278</b>
<b>Hope, Daniel F.</b>	<b>CON</b>	<b>2,269</b>
<b>Hillan, Lynne</b>	<b>CON</b>	<b>2,267</b>
Cooke, Geoffrey N.	LAB	1,627
Vourou, Antonakis N.	LAB	1,494
Tebb, Kelly L.	LAB	1,488
Finlayson, Peter J.	LD	463
Neil, Margaret J.	LD	443
Wicksteed, Charles E.K.	LD	323
Vigay, Dennis E.	GRE	257

## Burnt Oak

<b>Turner, Allan J.</b>	<b>LAB</b>	<b>1,675</b>
<b>Williams, Alan J.</b>	<b>LAB</b>	<b>1,657</b>
<b>McFadyen, Linda R.</b>	<b>LAB</b>	<b>1,496</b>
Sparrow, Patricia M.	CON	426
Williams, Joanne	CON	412
Braun, Rene A.	CON	411
Poppy, Audrey	GRE	194
Roberts, Michael C.	LD	145
Hatchett, Karen S.	LD	144
Feszczur, Henryk P.	LD	82

## Childs Hill

<b>Cohen, Jack B.</b>	<b>LD</b>	<b>1,779</b>
<b>Palmer, Monroe E.</b>	<b>LD</b>	<b>1,775</b>
<b>Palmer, Susette S.</b>	<b>LD</b>	<b>1,703</b>
Harris, Malcolm B.	CON	856
Herbst, Jonathan R.S.	CON	790
Gill, Jagmail S.	CON	740
Robinson, David G.	LAB	717
Farrier, Claire	LAB	688
Mitra, Dilip	LAB	607
Rosenfield, Julie H.	GRE	288

## Colindale

<b>Chopra, Danish</b>	<b>LAB</b>	<b>1,314</b>
<b>Sargeant, Gillian W.</b>	<b>LAB</b>	<b>1,302</b>
<b>Sloam, Alan M.</b>	<b>LAB</b>	<b>1,219</b>
Dyall, Keith F.	CON	376
Manning, Marilyn A.	CON	376
Doherty, Ashton L.	CON	374
Estermann, Daniel	LD	294
Reynolds, Philip M.	LD	282
Jacobs, Geoffrey A.	LD	238
Incenzo, John D.	GRE	156

## Coppetts

<b>Rogers, Paul G.</b>	<b>LAB</b>	<b>1,816</b>
<b>Rawlings, Barry J.</b>	<b>LAB</b>	<b>1,742</b>
<b>Teh, Soon-Hoe</b>	<b>LAB</b>	<b>1,578</b>
Depala, Mukesh H.	CON	1,119
Shrank, Jonathan Z.	CON	1,086
Tsoukka, Poli	CON	1,026
Ashfield, Mark E.C.	LD	443
Lamprell, Kathleen	LD	439
Sullivan, Nicholas O.	LD	387
Gutmann, David H.	GRE	381

## East Barnet

<b>Evans, Olwen M.</b>	<b>CON</b>	<b>2,157</b>
<b>Burton, Terence C.</b>	<b>CON</b>	<b>2,074</b>
<b>Steinberg, Susan H.</b>	<b>CON</b>	<b>2,069</b>
Jarvis, Elizabeth A.	LAB	1,969
Massey, Gordon	LAB	1,792
Roberts, Timothy J.K.	LAB	1,706
Wardle, Elizabeth R.	LD	461
Watkins, Leonard W.	LD	441
Mayer, Rosemary S.	LD	394
Mason, Tracey	GRE	393

**East Finchley**

<b>Moore, Alison</b>	<b>LAB</b>	<b>2,013</b>
<b>Rogers, Colin G.</b>	<b>LAB</b>	<b>1,933</b>
<b>Yeoman, Phil</b>	<b>LAB</b>	<b>1,900</b>
Donnelly, Dermott P.	CON	879
Berkeley, Andrew W.A.	CON	823
Depala, Manish K.	CON	798
Lynch, Noel T.	GRE	626
Arram, Joyce M.	LD	547
Barber, Stephen D.	LD	489
Avery, Philip E.L.	LD	365
Rising, Stuart F.	UKIND	148

**Edgware**

<b>Hart, Helena D.</b>	<b>CON</b>	<b>1,861</b>
<b>Lester, Malcolm</b>	<b>CON</b>	<b>1,854</b>
<b>Scannell, Joan</b>	<b>CON</b>	<b>1,792</b>
Russell, Harold L.	LAB	966
Jayadevan, Rajasingham	LAB	897
Jeanmarie, Pierre	LAB	859
Abeles, Elias P.	LD	592
Levy, Mira	LD	468
Leci, Colin L.	IND	331
Iwi, Diana C.	LD	292
Green, Debra J.	GRE	251

**Finchley Church End**

<b>Greenspan, Eva</b>	<b>CON</b>	<b>2,126</b>
<b>Sussman, Leslie</b>	<b>CON</b>	<b>2,047</b>
<b>Freer, Michael W.</b>	<b>CON</b>	<b>1,971</b>
McGuirk, Mary P.	LAB	930
Guest, Nick	LAB	919
Mitchell, Lily	LAB	899
Dunn, Miranda J.	GRE	396
Rodwell, Martin K.	LD	387
Watkins, Millicent J.	LD	344
Lusher, Peter A.	LD	331

**Garden Suburb**

<b>Marshall, John L.</b>	<b>CON</b>	<b>2,262</b>
<b>Gearson, Vanessa R.</b>	<b>CON</b>	<b>1,913</b>
<b>Naghar, Jazmin</b>	<b>CON</b>	<b>1,815</b>
Harris, Marjorie A.	LD	1,343
Marshall, Alison H.	LD	1,286
Kovar, Simon V.	LD	1,124
Cashman, Rachel	LAB	549
Tyler, Frederick L.	LAB	435
Mason, Julian P.	LAB	414
Farrer, Andrew C.	GRE	313

**Golders Green**

<b>Cohen, Melvin</b>	<b>CON</b>	<b>2,160</b>
<b>Dunner, Abraham M.</b>	<b>CON</b>	<b>2,154</b>
<b>Harris, Christopher G.S.</b>	<b>CON</b>	<b>2,019</b>
Goldberg, Mira M.	LAB	1,014
Thorp, Jean M.	LAB	945
Thorp, William O.	LAB	893
Stephen, Leonie E.	LD	304
Graber, Ingeborg	LD	285
Sutcliffe, John A.	LD	267
Incenzo, Dolores C.	GRE	229

**Hale**

<b>Blomer, Steven E.</b>	<b>LAB</b>	<b>1,879</b>
<b>Nyman, Ruth J.</b>	<b>LAB</b>	<b>1,855</b>
<b>Gordon, Brian C.</b>	<b>CON</b>	<b>1,801</b>
Zubairi, Zakia	LAB	1,678
Margo, Caroline S.	CON	1,618
Rayner, Hugh R.	CON	1,598
Fiander, Phyllis	LD	446
Gottsche, Sheila	LD	433
Rowlands, Anthony	LD	407
Lake, David L.	GRE	256

**Hendon**

<b>Finn, Anthony H.</b>	<b>CON</b>	<b>1,591</b>
<b>Braun, Maureen</b>	<b>CON</b>	<b>1,492</b>
<b>Offord, Matthew J.</b>	<b>CON</b>	<b>1,345</b>
Moleman, Jason M.	LD	1,122
Green, Michael A.	LD	1,084
Deller, Steven J.	LD	1,039
Ross, Aubrey E.	LAB	827
Boulton, Anthony P.	LAB	668
Neall, Doreen N.	LAB	662
Theodorou, Georgia	GRE	207

**High Barnet**

<b>Prentice, Yvonne W.</b>	<b>CON</b>	<b>2,225</b>
<b>David, Katia</b>	<b>CON</b>	<b>2,129</b>
<b>Patel, Kantilal S.</b>	<b>CON</b>	<b>1,989</b>
Rogers, Alison M.	LAB	1,054
Thomas, Glyn	LAB	954
Cook, Liam A.	LAB	937
Nowell, David A.G.	LD	578
Harris, Matthew F.	LD	549
Barton, David J.	LD	490
Riley, Tim	GRE	478
Johnson, Christopher V.	IND	273

**Mill Hill**

<b>Casey, Wayne J.</b>	<b>LD</b>	<b>2,434</b>
<b>Davies, Jeremy E.</b>	<b>LD</b>	<b>2,344</b>
<b>Hooker, Sean J.</b>	<b>LD</b>	<b>2,089</b>
Hart, John R.	CON	1,081
Amsterdam, Paul	CON	1,061
Rajput, Sachin	CON	960
Wragg, James D.	LAB	460
Sodha, Vinodkumar G.	LAB	453
Hettiarachchi, Saira	LAB	439
de Mello, Pablo R.	GRE	256

**Oakleigh**

<b>Salinger, Brian L.</b>	<b>CON</b>	<b>1,889</b>
<b>Newton, Robert G.A.</b>	<b>CON</b>	<b>1,860</b>
<b>Silverstone, Gerard J-P.</b>	<b>CON</b>	<b>1,828</b>
Levine, Kathleen	LAB	1,234
McNulty, David T.	LAB	1,209
Houston, Ross S.	LAB	1,194
Ferguson, Neil A.McL.	LD	565
Wicksteed, Yvonne	LD	528
Povah, Brigid M.	LD	456
Ryan, Angela	GRE	335

**Totteridge**

<b>Coleman, Brian J.</b>	<b>CON</b>	<b>2,145</b>
<b>Lyon, Victor</b>	<b>CON</b>	<b>2,120</b>
<b>Edson, Kevin D.</b>	<b>CON</b>	<b>2,075</b>
Haylett, Marianne	LAB	766
Astruc, Jacques S.	LAB	701
Persad, Robert I.I.	LAB	621
Keech, Jennifer E.	LD	497
Corney, Victor P.E.	LD	453
Smith, David H.	LD	430
Jacobs, Brian M.	GRE	367

**Underhill**

<b>Bulmer, Fiona L.</b>	<b>CON</b>	<b>1,936</b>
<b>Campbell, Anita</b>	<b>LAB</b>	<b>1,869</b>
<b>Davis, Peter D.</b>	<b>CON</b>	<b>1,850</b>
Levinson, Joan C.	CON	1,780
Coakley-Webb, Pauline	LAB	1,750
Underwood, Christopher P.	LAB	1,604
Keech, David J.	LD	393
Davies, Jonathan M.	LD	370
Cole, Michael M.	LD	359
Newman, Colin A.	GRE	331
Crawford, James A.	IND	147
Tranda, George	IND	103



**West Finchley**

<b>Lyons, Kitty</b>	<b>LAB</b>	<b>1,795</b>
<b>McGuirk, Katherine M.</b>	<b>LAB</b>	<b>1,770</b>
<b>Tierney, James B.</b>	<b>LAB</b>	<b>1,732</b>
Foley, Patrick E.	CON	1,234
Kilmister, Christopher D.	CON	1,188
Meer, Syed M.	CON	1,098
Turner, Janice	LD	502
Blount, Malcolm S.H.	LD	456
Clarkson, Gustav	GRE	448
Davis, Malcolm B.	LD	433

**Woodhouse**

<b>Hutton, Anne C.</b>	<b>LAB</b>	<b>1,953</b>
<b>Langton, Mark J.</b>	<b>LAB</b>	<b>1,935</b>
<b>Schneiderman, Alan</b>	<b>LAB</b>	<b>1,717</b>
Kaye, Victor	CON	1,486
Broom, Jolanta W.	CON	1,483
Chadha, Satpal S.	CON	1,442
Murphy, Ian V.	LD	493
Vaswani, Edelgard	GRE	432
Druiff, Rita D.	LD	416
Landeryou, Rita I.	LD	411

**West Hendon**

<b>Ghosh, Arun C.</b>	<b>LAB</b>	<b>1,614</b>
<b>Slocombe, Agnes C.</b>	<b>LAB</b>	<b>1,561</b>
<b>Sodha, Ansuya V.</b>	<b>LAB</b>	<b>1,431</b>
Bornstein, Asher A.	CON	994
Lee, Susan H.	CON	932
Grenfell, Michael P.	CON	882
Levy, Harry J.	LD	388
Coward, Richard J.	LD	330
Rodwell, Shirley J.	LD	315
Antoniou, Christine	GRE	228

## By-elections

**Woodhouse**

No change

10 December 1998

<b>Rogers, Paul G.</b>	<b>LAB</b>	<b>1,481</b>
Treeby, Roy	CON	1,098
Natelson, Solomon O.	GRE	234
Hooker, Sean J.	LD	184
Resignation of Cross, Stanley J. (LAB)		

**Mill Hill**

No change

23 November 2000

<b>Hooker, Sean J.</b>	<b>LD</b>	<b>1,496</b>
Hart, John R.	CON	809
Zubairi, Zakia	LAB	385
Lyven, Donald E.	GRE	49
Resignation of Axworthy, Roger L. (LD)		

**Garden Suburb**

No change

23 November 2000

<b>Gearson, Vanessa R.</b>	<b>CON</b>	<b>1,162</b>
Harris, Marjorie A.	LD	811
Schneiderman, Alan	LAB	427
Dunn, Miranda J.	GRE	67
Resignation of Skolar, Peter J. (CON)		

**Finchley**

No change

15 March 2001

<b>Freer, Michael W.</b>	<b>CON</b>	<b>1,409</b>
Underwood, Christopher P.	LAB	862
Hatchett, Karen S.	LD	245
Vaswani, Edelgard	GRE	95
Death of Langstone, Barbara I. (CON)		

**Hadley**

No change

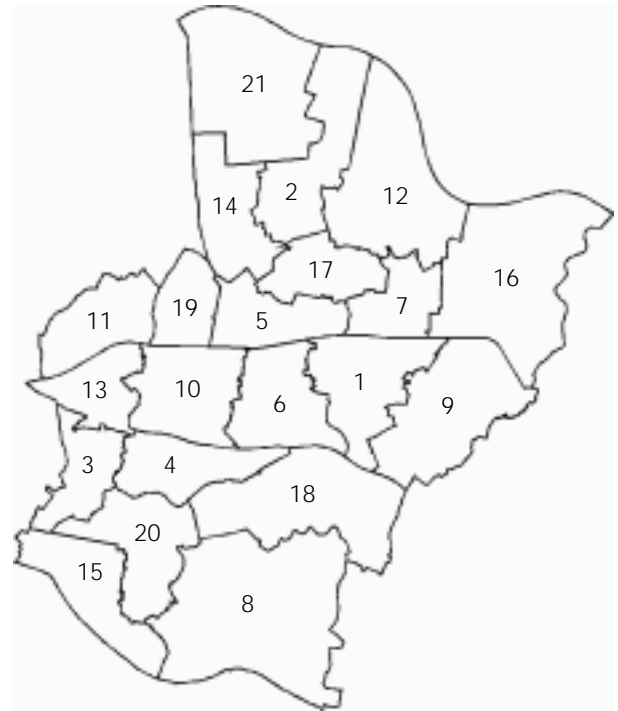
23 November 2000

<b>Prentice, Yvonne W.</b>	<b>CON</b>	<b>1,743</b>
Vourou, Antonakis N.	LAB	738
Nowell, David A.G.	LD	357
Vaswani, Edelgard	GRE	144
Resignation of Mammatt, Hazel E. (CON)		

# Bexley

## Labour administration

1	Barnehurst	12	Erith
2	Belvedere	13	Falconwood and Welling
3	Blackfen and Lamorbey	14	Lesnes Abbey
4	Blendon and Penhill	15	Longlands
5	Brampton	16	North End
6	Christchurch	17	Northumberland Heath
7	Colyers	18	St Mary's
8	Cray Meadows	19	St Michael's
9	Crayford	20	Sidcup
10	Danson Park	21	Thamesmead East
11	East Wickham		



## State of the parties, 1964-02

	CON	LAB	LD	other	total
2.5.02	30	32	1	-	63
7.5.98	32	24	6	-	62
5.5.94	24	24	14	-	62
3.5.90	35	18	9	-	62
8.5.86	36	15	11	-	62
6.5.82	41	14	7	-	62
4.5.78	43	18	-	1	62
4.5.74	37	22	-	-	59
13.5.71	24	32	-	-	56
9.5.68	55	-	-	1	56
7.5.64	17	39	-	-	56

## % share of the poll, 1964-02

	% poll	CON	LAB	LD	other
2.5.02	35.9	41.8	33.0	14.7	10.6
7.5.98	35.8	41.1	39.7	18.6	0.6
5.5.94	49.6	38.0	36.4	24.7	0.8
3.5.90	50.1	47.2	36.3	12.7	3.9
8.5.86	46.4	43.4	29.5	26.6	0.5
6.5.82	45.4	50.5	23.8	25.5	0.2
4.5.78	46.3	51.5	39.1	5.9	3.5
4.5.74	41.4	49.8	38.3	11.8	0.1
13.5.71	46.6	43.9	52.9	2.9	0.4
9.5.68	48.0	65.2	28.4	3.9	2.5
7.5.64	47.1	37.4	49.3	11.8	1.5

## Changes 1998-02

	CON	LAB	LD	other	total
Old council 02	31	24	6	1	62
Vacancies	-	-	-	-	-
By-elections	-	-	-	-	-
Allegiance changes	-1	-	-	+1	-
New council 98	32	24	6	-	62

## General statistics

		Bexley	London
May 2002	Electorate	168,412	5,209,247
May 1998	Electorate	166,311	5,010,999
Mid 2002 (GLA)	Resident population aged 18 and over	173,300	5,859,600
Mid 1998 (ONS)	Resident population aged 18 and over	167,100	5,536,100
May 2002	% unemployed	2.3	4.8
May 1998	% unemployed	3.8	6.7
April 2002	Band 'D' council tax	£938	£895
April 1998	Band 'D' council tax	£695	£687

**% share of the poll**

	Date	%poll	CON	LAB	LD	GRE	others		
Barnehurst	2.5.02	38.6	50.5	29.1	12.2	-	UKIND 8.3		
Belvedere	2.5.02	28.1	32.9	56.6	-	-	10.5		
Blackfen and Lamorbey	2.5.02	37.1	44.7	17.2	31.2	-	7.0		
Blendon and Penhill	2.5.02	32.8	58.5	19.7	12.7	-	IND 2.2	UKIND 6.9	
Brampton	2.5.02	44.5	56.5	26.1	12.6	-	UKIND 4.8		
Christchurch	2.5.02	37.2	48.9	26.6	12.2	-	IND 8.7	UKIND 3.7	
Colyers	2.5.02	41.9	39.3	45.8	-	-	BNP 8.0	UKIND 6.9	
Cray Meadows	2.5.02	42.9	39.1	44.9	7.2	5.0	UKIND 3.8		
Crayford	2.5.02	30.7	36.5	48.4	-	-	BNP 7.8	UKIND 7.4	
Danson Park	2.5.02	37.0	45.9	19.7	34.4	-			
East Wickham	2.5.02	36.5	25.4	34.9	34.8	-	UKIND 4.9		
Erith	2.5.02	26.3	33.1	53.0	-	-	BNP 7.8	UKIND 6.1	
Falconwood and Welling	2.5.02	39.2	43.1	16.1	35.7	-	UKIND 5.0		
Lesnes Abbey	2.5.02	40.6	42.4	44.7	9.6	-	3.4		
Longlands	2.5.02	35.8	52.8	22.0	17.2	-	7.9		
North End	2.5.02	34.5	18.0	55.7	-	-	BNP 21.3	EPNA 1.6	UKIND 3.4
Northumberland Heath	2.5.02	35.1	36.0	41.9	9.9	-	5.9	-	6.3
St Mary's	2.5.02	39.5	61.6	18.5	9.4	6.2	UKIND 4.4		
St Michael's	2.5.02	35.9	29.8	36.5	28.8	-	UKIND 4.9		
Sidcup	2.5.02	37.5	35.1	15.4	10.6	-	IND 27.9	UKIND 11.1	
Thamesmead East	2.5.02	19.5	22.0	57.2	20.8	-			

**By-elections**

<i>Belvedere</i>	<i>28.9.00</i>	<i>20.1</i>	<i>35.8</i>	<i>55.0</i>	<i>9.3</i>	-			
<i>North End</i>	<i>6.7.00</i>	<i>19.3</i>	<i>23.7</i>	<i>44.4</i>	<i>5.7</i>	-	BNP 26.2		

## Results

## Barnehurst

<b>Gillespie, Richard M.</b>	<b>CON</b>	<b>1,583</b>
<b>McEwen, William A.</b>	<b>CON</b>	<b>1,512</b>
<b>Windle, Simon A.</b>	<b>CON</b>	<b>1,463</b>
Murphy, Matthew J.	LAB	910
Leake, Edward J.	LAB	870
Pieri, Carol I.	LAB	843
Cudmore, Kaye L.	LD	391
Cudmore, John C.	LD	358
Humphris, Paul E.	LD	348
Thomas, Barrie R.	UKIND	249

## Belvedere

<b>Francis, Daniel</b>	<b>LAB</b>	<b>1,228</b>
<b>Lucas, Richard</b>	<b>LAB</b>	<b>1,180</b>
<b>Hollamby, Peter</b>	<b>LAB</b>	<b>1,171</b>
Mankerty, John	CON	767
Mankerty, Juliet F.	CON	716
Nangon, Goroodev	CON	599
Dunford, Paula C.	UKIND	222

## Blackfen and Lamorbey

<b>Beckwith, Brian G.</b>	<b>CON</b>	<b>1,337</b>
<b>Perrior, Katherine L.</b>	<b>CON</b>	<b>1,291</b>
<b>Craske, Peter H.</b>	<b>CON</b>	<b>1,220</b>
Brown, Terry A.	LD	928
Gallego, Scott G.	LD	886
Scopes, Peter G.	LD	874
Brown, Paul	LAB	526
Justham, Bernard C.	LAB	481
Chodha, Josephine E.	LAB	472
Bennett, Heather A.	UKIND	200

## Blendon and Penhill

<b>Cammish, Margaret P.</b>	<b>CON</b>	<b>1,555</b>
<b>Passey, Ronald J.</b>	<b>CON</b>	<b>1,534</b>
<b>d'Amiral, Graham M.</b>	<b>CON</b>	<b>1,490</b>
Deadman, Catherine A.	LAB	531
Prior, David A.	LAB	520
Slater, Gerda	LAB	490
Cooke, Mary	LD	346
Wagstaff, Peggy L.K.	LD	334
Jaques, Michael R.	LD	315
Thomas, Deborah	UKIND	179
Brown, Philip R.	IND	57

## Brampton

<b>French, Ronald H.</b>	<b>CON</b>	<b>2,039</b>
<b>O'Neill, Teresa A.J.</b>	<b>CON</b>	<b>1,983</b>
<b>Wilkinson, John P.</b>	<b>CON</b>	<b>1,885</b>
Browning, Joan M.	LAB	950
Scutt, Alan	LAB	888
Blake, Rowan D.	LAB	887
Codd, Janette D.	LD	453
Standen, Janet M.	LD	437
Codd, Philip G.	LD	423
Wright, George J.	UKIND	167

## Christchurch

<b>Ashmole, Roy F.</b>	<b>CON</b>	<b>1,529</b>
<b>Clement, Ian S.</b>	<b>CON</b>	<b>1,455</b>
<b>Newton, Leonard S.</b>	<b>CON</b>	<b>1,427</b>
Ayliffe, Ursula J.	LAB	834
Phillips, Wendy M.	LAB	785
Burnstead, Lindsay	LAB	784
Brand, John E.	LD	401
Lockington, Betty M.	LD	378
O'Hare, Maria	LD	318
Carter, Stanley J.	IND	262
Hawkins, Lisa	UKIND	110

**Colyers**

<b>Browning, Ronald J.</b>	<b>LAB</b>	<b>1,127</b>
<b>Daniels, Denis A.</b>	<b>LAB</b>	<b>1,036</b>
<b>Minhas, Joga S.</b>	<b>LAB</b>	<b>1,005</b>
Bowes, John V.	CON	952
Pollard, Joseph R.	CON	908
Quieros, Gerald E.R.	CON	857
Rustem, Lawrence	BNP	184
Rainsbury, Bernard A.	UKIND	160

**Cray Meadows**

<b>Briant, Joel R.</b>	<b>LAB</b>	<b>1,539</b>
<b>Justham, Richard J.</b>	<b>LAB</b>	<b>1,524</b>
<b>Khalid, Asadullah-AI</b>	<b>LAB</b>	<b>1,463</b>
Barnes, Leonard H.	CON	1,346
McBride, Hugh G.	CON	1,307
McBride, Janice	CON	1,287
Kelly, Robin P.	LD	265
La Roche, Doreen V.	LD	237
La Roche, John B.	LD	221
Perrin, Paul W.	GRE	168
Williams, Laurence	UKIND	129

**Crayford**

<b>Shepherd, John D.</b>	<b>LAB</b>	<b>1,132</b>
<b>Kelsey, Tonya</b>	<b>LAB</b>	<b>1,078</b>
<b>Perrin, Trevor V.</b>	<b>LAB</b>	<b>1,024</b>
Stead, Robert S.	CON	828
Clement, Daisy E.L.	CON	808
Clewes, Bernard C.	CON	801
Bowles, John	BNP	173
Cronin, Kevin J.	UKIND	164

**Danson Park**

<b>Bailey, Linda J.</b>	<b>CON</b>	<b>1,320</b>
<b>Massey, Sharon M.</b>	<b>CON</b>	<b>1,237</b>
<b>Waters, John</b>	<b>CON</b>	<b>1,222</b>
Smoker, Carol T.	LD	963
Hurren, Paul W.	LD	940
Bargery, Paul A.	LD	927
Lawrenson, Fiona N.	LAB	572
Slater, Stuart R.	LAB	531
Vines, Robert	LAB	519

**East Wickham**

<b>O'Hare, Nicholas</b>	<b>LD</b>	<b>1,059</b>
<b>Lawrenson, John</b>	<b>LAB</b>	<b>1,020</b>
<b>Everitt, Richard J.</b>	<b>LAB</b>	<b>961</b>
Borella, Stefano P.	LAB	945
Pickett, Anthony A.	LD	938
Wright, Colin E.	LD	923
Birch, Hazel M.	CON	733
Crouch, Michael	CON	720
Flint, William	CON	682
Mitchell, Kim	UKIND	136

**Erith**

<b>Ball, Christopher</b>	<b>LAB</b>	<b>1,057</b>
<b>O'Neill, Margaret A.</b>	<b>LAB</b>	<b>982</b>
<b>Malik, Munir</b>	<b>LAB</b>	<b>898</b>
Gillespie, Bernard E.	CON	616
White, Rosemary W.	CON	612
Wilkinson, Carol	CON	608
Sayers, Claire	BNP	144
Llewellyn, Edward	UKIND	112

**Falconwood and Welling**

<b>Betts, Nigel P.</b>	<b>CON</b>	<b>1,379</b>
<b>Catterall, Peter P.</b>	<b>CON</b>	<b>1,244</b>
<b>Clark, Valerie C.</b>	<b>CON</b>	<b>1,219</b>
Shrimpton, Edward J.	LD	1,068
Standen, Barry C.	LD	1,061
Fortune, Sylvia D.	LD	1,051
Perfect, Stephen E.	LAB	512
Huxley, Corinna F.	LAB	463
Wright, Nora	LAB	462
Ford, Bertram S.	UKIND	149

**Lesnes Abbey**

<b>Brown, Ronald N.P.</b>	<b>LAB</b>	<b>1,451</b>
<b>Blake, Samuel E.</b>	<b>LAB</b>	<b>1,410</b>
<b>Pegg, John R.</b>	<b>LAB</b>	<b>1,381</b>
Davey, John C.	CON	1,360
Hudson, Raymond W.	CON	1,336
Hurt, David R.	CON	1,324
Hall, David J.	LD	324
Hall, Maureen F.K.	LD	308
Woracker, Daniel C.	LD	275
Dulwich, Susan M.	UKIND	107

**Longlands**

<b>McAndrew, Kenneth</b>	<b>CON</b>	<b>1,490</b>
<b>Bacon, Gareth A.</b>	<b>CON</b>	<b>1,473</b>
<b>Slaughter, Michael A.</b>	<b>CON</b>	<b>1,385</b>
Ball, Patricia R.	LAB	633
Pearce, Teresa	LAB	601
Thick, Angela M.	LD	577
West, Peter J.	LAB	577
Shrimpton, Margaret A.	LD	431
Oliver, Brian W.	LD	410
Cronin, Paul D.	UKIND	217

**North End**

<b>Eastaugh, John W.</b>	<b>LAB</b>	<b>1,401</b>
<b>Deadman, Alan</b>	<b>LAB</b>	<b>1,341</b>
<b>Malt, Sylvia</b>	<b>LAB</b>	<b>1,298</b>
Smith, Colin	BNP	541
Seadon, James E.	BNP	502
Lee, Jay	BNP	501
Read, Phillip D.	CON	452
Cassells, Sylvia A.E.	CON	444
Reader, Peter R.M.	CON	407
Tarrant, David J.	UKIND	82
Fitzpatrick, John-Antony	EPNA	38

**Northumberland Heath**

<b>Hacker, Geoffrey</b>	<b>LAB</b>	<b>1,178</b>
<b>Lucas, Mary A.</b>	<b>LAB</b>	<b>1,161</b>
<b>Smith, Kathryn A.</b>	<b>LAB</b>	<b>1,102</b>
Allott, John G.	CON	1,041
Cammish, David B.	CON	969
Horlor, Terence J.	CON	950
Smith, Peter B.	LD	333
Smoker, Dennis T.	LD	246
Weston, Peter G.J.	LD	236
Dunford, John W.	UKIND	172
Barnes, Lee J.	BNP	161

**St Mary's**

<b>Campbell, Colin E.</b>	<b>CON</b>	<b>1,974</b>
<b>Downing, Alan</b>	<b>CON</b>	<b>1,946</b>
<b>Tandy, Colin L.</b>	<b>CON</b>	<b>1,914</b>
Bassett, Broderick J.	LAB	609
Hinds, David A.	LAB	583
Scrivener, Philip D.	LAB	559
Borrowman, Duncan K.	LD	310
Nicolle, David J.	LD	300
Tatton-Kelly, Ruth L.	LD	278
Harbud, David C.	GRE	197
Marshall, Christopher	UKIND	138

**St Michael's**

<b>French, Elizabeth M.A.</b>	<b>LAB</b>	<b>1,023</b>
<b>Blowers, Grant</b>	<b>LAB</b>	<b>981</b>
<b>Perfect, Wendy J.</b>	<b>LAB</b>	<b>972</b>
Baylis, Peter L.	CON	887
Fernandes, Justine V.	LD	831
Warricker, John W.	CON	775
Sams, Raymond S.	CON	766
McGlashen, Lynne M.S.	LD	760
Vince, Stanley W.	LD	752
Jenner, William J.	UKIND	134

**Sidcup**

<b>Beckwith, Aileen M.</b>	<b>CON</b>	<b>1,247</b>
<b>Francois, Brian D.</b>	<b>CON</b>	<b>1,117</b>
<b>Slaughter, June E.</b>	<b>CON</b>	<b>1,093</b>
Holland, Graham R.	IND	1,063
Griffiths, Robert C.	IND	768
Dawes, Colin	LAB	550
Pilling-Lindsell, Garth H.	LAB	501
Shaw, John N.H.	LAB	463
Eady, Gillian A.	LD	385
Eady, Christopher W.	LD	376
Cronin, Janice	UKIND	366
Shrimpton, William F.	LD	282

**Thamesmead East**

<b>Briant, Donna</b>	<b>LAB</b>	<b>810</b>
<b>French, Michael H.</b>	<b>LAB</b>	<b>714</b>
<b>Buttar, Harbans S.</b>	<b>LAB</b>	<b>712</b>
Silvester, Edgar D.	CON	304
Vick, Shirley J.	CON	296
Cotton, Jeremy	LD	295
Folan, Carol A.	LD	266
Patel, Priti	CON	259
Wylie, John E.	LD	251

**By-elections****North End***No change**6 July 2000*

<b>Deadman, Alan</b>	<b>LAB</b>	<b>772</b>
Smith, Colin	BNP	456
Chant, Philip N.	CON	413
Eady, Christopher W.	LD	99
<i>Death of Ives, David N. (LAB)</i>		

**Belvedere***No change**28 September 2000*

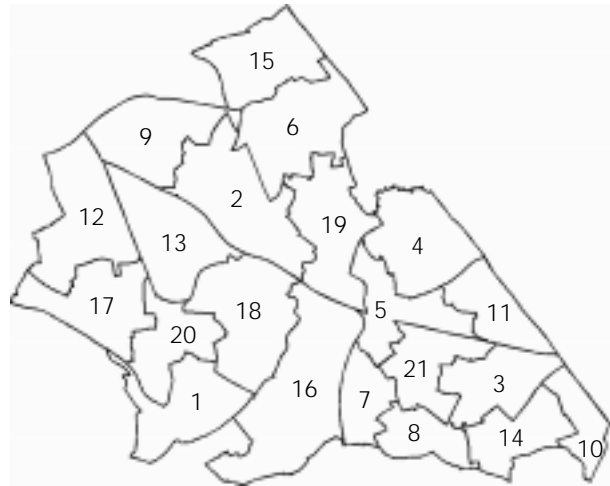
<b>Francis, Daniel</b>	<b>LAB</b>	<b>1,033</b>
Brooks, Philip	CON	672
Pickett, Anthony A.	LD	174
<i>Resignation of Cameron, Doreen A. (LAB)</i>		



# Brent

## Labour administration

1	Alperton	12	Northwick Park
2	Barnhill	13	Preston
3	Brondesbury Park	14	Queens Park
4	Dollis Hill	15	Queensbury
5	Dudden Hill	16	Stonebridge
6	Fryent	17	Sudbury
7	Harlesden	18	Tokington
8	Kensal Green	19	Welsh Harp
9	Kenton	20	Wembley Central
10	Kilburn	21	Willesden Green
11	Mapesbury		



## State of the parties, 1964-02

	CON	LAB	LD	other	total
<b>2.5.02</b>	<b>19</b>	<b>35</b>	<b>9</b>	-	<b>63</b>
7.5.98	19	43	4	-	66
5.5.94	33	28	5	-	66
3.5.90	31	29	6	-	66
8.5.86	20	43	3	-	66
6.5.82	30	33	3	-	66
4.5.78	27	39	-	-	66
4.5.74	25	35	-	-	60
13.5.71	22	38	-	-	60
9.5.68	49	11	-	-	60
7.5.64	26	34	-	-	60

## % share of the poll, 1964-02

	% poll	CON	LAB	LD	other
<b>2.5.02</b>	<b>30.2</b>	<b>33.2</b>	<b>42.0</b>	<b>16.5</b>	<b>8.4</b>
7.5.98	36.9	35.5	47.3	14.0	3.2
5.5.94	48.3	42.8	40.1	14.0	3.2
3.5.90	42.9	43.9	39.2	13.6	3.3
8.5.86	44.1	35.9	46.1	17.6	0.3
6.5.82	46.2	42.1	36.1	21.6	0.1
4.5.78	47.6	47.5	47.3	2.5	2.7
4.5.74	35.0	44.5	44.5	8.0	3.0
13.5.71	39.7	39.1	57.5	2.5	0.9
9.5.68	37.5	65.7	28.2	4.7	1.4
7.5.64	36.1	43.4	43.6	11.9	1.1

## Changes 1998-02

	CON	LAB	LD	other	total
Old council 02	19	43	3	-	65
Vacancies	-	-	1	-	1
By-elections	-	-	-	-	-
Allegiance changes	-	-	-	-	-
New council 98	19	43	4	-	66

## General statistics

		Brent	London
May 2002	Electorate	184,480	5,209,247
May 1998	Electorate	169,698	5,010,999
Mid 2002 (GLA)	Resident population aged 18 and over	194,400	5,859,600
Mid 1998 (ONS)	Resident population aged 18 and over	192,400	5,536,100
May 2002	% unemployed	6.4	4.8
May 1998	% unemployed	8.5	6.7
April 2002	Band 'D' council tax	£878	£895
April 1998	Band 'D' council tax	£589	£687

**% share of the poll**

	Date	%poll	CON	LAB	LD	GRE	others	
Alperton	2.5.02	37.4	13.9	32.1	54.0	-		
Barnhill	2.5.02	33.0	53.7	30.8	8.3	7.2		
Brondesbury Park	2.5.02	29.5	43.9	32.3	10.3	13.5		
Dollis Hill	2.5.02	29.6	33.7	51.4	7.8	7.1		
Dudden Hill	2.5.02	28.2	27.3	44.5	7.8	9.9	IND 10.6	
Fryent	2.5.02	32.2	35.0	47.5	10.8	6.7		
Harlesden	2.5.02	22.5	13.9	48.2	6.9	9.4	IND 11.0	SA 10.8
Kensal Green	2.5.02	22.5	15.4	58.0	11.8	14.8		
Kenton	2.5.02	34.5	58.4	32.9	8.8	-		
Kilburn	2.5.02	20.9	12.7	55.5	15.5	16.3		
Mapesbury	2.5.02	27.8	36.0	40.5	9.4	14.1		
Northwick Park	2.5.02	31.8	48.8	30.6	18.3	2.3		
Preston	2.5.02	33.9	59.0	32.3	8.7	-		
Queens Park	2.5.02	25.0	16.9	50.2	14.4	18.4		
Queensbury	2.5.02	36.1	33.6	55.8	10.6	-		
Stonebridge	2.5.02	23.8	31.3	57.2	7.0	-	CPA 4.4	
Sudbury	2.5.02	37.8	23.1	26.1	50.8	-		
Tokyington	2.5.02	34.4	47.7	43.8	8.4	-		
Welsh Harp	2.5.02	33.6	39.1	45.1	6.7	6.3	UKIND 2.8	
Wembley Central	2.5.02	39.9	16.8	33.7	40.0	-	REA 7.7	SA 1.8
Willesden Green	2.5.02	22.2	18.1	56.4	11.9	13.5		

**By-elections**

<i>Kilburn</i>	<i>11.3.99</i>	<i>22.7</i>	<i>24.2</i>	<i>64.4</i>	<i>3.9</i>	<i>7.6</i>		
<i>Fryent</i>	<i>1.3.01</i>	<i>30.5</i>	<i>40.5</i>	<i>48.9</i>	<i>10.6</i>	<i>-</i>		
<i>Roe Green</i>	<i>27.7.00</i>	<i>27.0</i>	<i>41.0</i>	<i>46.9</i>	<i>10.6</i>	<i>-</i>	<i>IND</i> <i>1.5</i>	

## Results

## Alperton

<b>Brown, Daniel E.</b>	<b>LD</b>	<b>1,623</b>
<b>Chavda, Chunilal V.</b>	<b>LD</b>	<b>1,553</b>
<b>Allie, James B.</b>	<b>LD</b>	<b>1,522</b>
Collman, Ronald H.	LAB	991
Sharma, Anirudh K.	LAB	944
Turini, Leon H.	LAB	857
Mistry, Dineshkumar N.	CON	432
Baker, Edward A.	CON	392
Butt, Shaheen	CON	381

## Barnhill

<b>O'Sullivan, James R.</b>	<b>CON</b>	<b>1,591</b>
<b>van Colle, Irwin</b>	<b>CON</b>	<b>1,518</b>
<b>Kansagra, Suresh L.</b>	<b>CON</b>	<b>1,501</b>
Webb, Pauline M.	LAB	894
Ahmad, Iftikhar	LAB	890
Queally, Maureen A.	LAB	860
Aronowitz, Simon J.	LD	255
Mansfield, Geoffrey J.	LD	244
Thiessen, Ulla U.	LD	209
Khan, Mohammed I.	GRE	205

## Brondesbury Park

<b>Shaw, Carol A.</b>	<b>CON</b>	<b>1,263</b>
<b>Duffin, William A.</b>	<b>CON</b>	<b>994</b>
<b>Gillani, Carishma M.</b>	<b>CON</b>	<b>990</b>
Stark, Bryan A.	LAB	828
Anyadi, Christopher O.	LAB	822
Giwa, Yusuf M.	LAB	736
Davis, Robert A.	GRE	333
Pincus, Jonathan D.	LD	273
Reynolds, Susan M.	LD	272
Walters, Rosemarie	LD	220

## Dollis Hill

<b>Fox, Ralph</b>	<b>LAB</b>	<b>1,188</b>
<b>Sattar-Butt, Abdul</b>	<b>LAB</b>	<b>1,161</b>
<b>McGovern, Cyril A.</b>	<b>LAB</b>	<b>1,124</b>
Lacey, Richard A.	CON	801
Makwana, Manubhai	CON	741
Seaton-Brown, Jennifer A.	CON	737
Chaudhry, Farooq U.	LD	209
Jackson, Derek R.	LD	164
Murry, Peter R.	GRE	160
Sukhram, Gisele	LD	151

## Dudden Hill

<b>Lyon, Michael J.</b>	<b>LAB</b>	<b>1,206</b>
<b>Thomas, Bobby A.</b>	<b>LAB</b>	<b>1,182</b>
<b>Halder, Izaharul I.</b>	<b>LAB</b>	<b>1,178</b>
Warren, John	CON	752
Simmonds, Brian	CON	735
Quainoo, Harry	CON	699
Fitzpatrick, Claire A.	IND	282
Orr, Brian H.	GRE	264
Lyons, Rita	LD	247
Patel, Jagdish	LD	200
Hingorani, Nathalal	LD	179

## Fryent

<b>Crane, George E.</b>	<b>LAB</b>	<b>1,279</b>
<b>Moher, James</b>	<b>LAB</b>	<b>1,225</b>
<b>Sengupta, Asish</b>	<b>LAB</b>	<b>1,148</b>
Patel, Jayeshkumar J.	CON	942
Patel, Amrish	CON	941
Rizvi, Mohammad	CON	810
Brown, Karen M.C.	LD	309
Hirani, Chunilal	LD	263
Lewis, Diana F.	LD	259
O'Conaill, Cliona M.	GRE	173

**Harlesden**

<b>Beswick, Lincoln A.</b>	<b>LAB</b>	<b>1,138</b>
<b>Coughlin, David C.</b>	<b>LAB</b>	<b>1,106</b>
<b>Zakriya, Mohammad</b>	<b>LAB</b>	<b>827</b>
Patel, Nirmal	CON	317
Khengar, Anilkumar H.	CON	294
Fitzpatrick, James	IND	275
Owaka, Smart O.	CON	272
Cox, Roger F.	SA	229
Troche, Ursula	GRE	199
Gupta, Pawan	IND	191
Kornfeld, Elizabeth	LD	164
Saunders, Rodney A.	LD	141
Shuttleworth, Brenda M.	LD	133

**Kensal Green**

<b>Joseph, Bertha</b>	<b>LAB</b>	<b>1,157</b>
<b>Gladbaum, Helga</b>	<b>LAB</b>	<b>1,017</b>
<b>Lemmon, Charles P.</b>	<b>LAB</b>	<b>1,008</b>
Dymond, Philip P.	GRE	303
Parmar, Nagin B.	CON	292
Sinclair, Kenneth D.	CON	280
Owaka, Rosaline E.	CON	273
Macarthur, Donald N.	LD	258
Wilkinson, Michael E.	GRE	239
Walley, Geoffrey D.	LD	209
Luby, Bernard	LD	181

**Kenton**

<b>Colwill, Reginald R.</b>	<b>CON</b>	<b>1,712</b>
<b>Fernandes, Uma N.</b>	<b>CON</b>	<b>1,668</b>
<b>Steel, Arthur R.</b>	<b>CON</b>	<b>1,660</b>
Daly, Mary B.	LAB	1,042
Ejiofor, Paul	LAB	946
Sarguroh, Akberkhan M.	LAB	850
Wright, Henry	LD	276
Flores, Jane	LD	269
Lowcock, Penelope A.	LD	214

**Kilburn**

<b>Arnold, Mary H.</b>	<b>LAB</b>	<b>1,368</b>
<b>Cribbin, Mary P.</b>	<b>LAB</b>	<b>1,181</b>
<b>Thompson, Noel B.W.</b>	<b>LAB</b>	<b>1,080</b>
Anderson, Christopher E.	LD	430
Lowe, Donald N.	GRE	355
Kelly, Bridget	LD	331
Andrews, Shane D.	CON	310
Baddeley, Christine	CON	286
Raingold, Freda	LD	252
Ray, Hari R.S.	CON	232

**Mapesbury**

<b>Bellia, Ian M.</b>	<b>LAB</b>	<b>1,177</b>
<b>Long, Janice E.</b>	<b>LAB</b>	<b>1,165</b>
<b>Sayers, Jack J.</b>	<b>CON</b>	<b>1,026</b>
Macken, Sarah L.	CON	985
Powney, James E.	LAB	984
Dar, Khalid	CON	942
Doyle, Sabrina	GRE	387
Wenley, Robert M.G.	LD	304
Motley, William M.	LD	246
Scott, Andrew	LD	223

**Northwick Park \***

<b>Rands, Neil D.G.</b>	<b>CON</b>	<b>1,355</b>
<b>Fiegel, Gerhard G.A.</b>	<b>CON</b>	<b>1,340</b>
<b>Patel, Harihar M.</b>	<b>CON</b>	<b>1,321</b>
Collins, Sylvia M.	LAB	922
Daly, Mary B.	LAB	831
Joanes, Singarayer A.	LAB	763
Patel, Jyotshna	LD	529
Ayres, Diana	LD	489
Jackson, Derek R.	LD	488
Lowe, Donald N.	GRE	64
Murry, Peter R.	GRE	63
Turner, Timothy M.	GRE	60

\* Election held on 13 June 2002 following the death of a nominated candidate.

**Preston**

<b>Blackman, Robert J.</b>	<b>CON</b>	<b>1,685</b>
<b>Patel, Harshadbhai B.</b>	<b>CON</b>	<b>1,644</b>
<b>Taylor, Thomas P.</b>	<b>CON</b>	<b>1,615</b>
Mears, Mary C.	LAB	923
Dudley, James E.	LAB	914
Poole, John L.	LAB	865
Bunce-Linsell, Jacqueline A.	LD	255
Raisin, Pearl P.	LD	246
Krosing, Tom	LD	230

**Queens Park**

<b>Davies, Jonathan H.</b>	<b>LAB</b>	<b>1,264</b>
<b>Freeson, Reginald</b>	<b>LAB</b>	<b>1,255</b>
<b>Nerva, Neil B.</b>	<b>LAB</b>	<b>1,193</b>
Denison-Pender, Peter	CON	495
Linsdell, Phillip	GRE	453
Ayres, Diana	LD	436
Murji, Valji	CON	383
Patel, Nirubala H.	CON	374
Barker, Eileen V.	LD	347
Calder, Ian	LD	283

**Queensbury**

<b>Dromey, Bill</b>	<b>LAB</b>	<b>1,757</b>
<b>Patel, Rameshchandra S.</b>	<b>LAB</b>	<b>1,707</b>
<b>Kabir, Sandra</b>	<b>LAB</b>	<b>1,583</b>
Joshee, Yogesh	CON	1,069
Patel, Kanesh	CON	994
Vaghela, Venilal	CON	974
Patel, Jyotshna	LD	333
Bonfield, Marjorie	LD	319
Williamson, Vivienne R.	LD	303

**Stonebridge**

<b>John, Ann M.</b>	<b>LAB</b>	<b>1,325</b>
<b>Long, Sebastian D.</b>	<b>LAB</b>	<b>1,286</b>
<b>Moloney, Columbus M.</b>	<b>LAB</b>	<b>1,217</b>
Dabasia, Harji	CON	710
Patel, Girish	CON	707
Ladwa, Lalji A.	CON	675
Davies, Candida	LD	187
Thomas, Richard H.	LD	142
Makhija, Sashi K.	LD	142
Graham, Donald O.	CPA	99

**Sudbury**

<b>Lorber, Paul</b>	<b>LD</b>	<b>1,613</b>
<b>Patel, Chandubhai</b>	<b>LD</b>	<b>1,492</b>
<b>Wharton, Robert</b>	<b>LD</b>	<b>1,381</b>
Hoda, Mohammad A-U.	LAB	815
Holly, Francis	LAB	760
Mears, William	LAB	729
Fernandes, Christie G.	CON	704
Rana, Aroon K.	CON	689
Keller, Michelle R.	CON	646

**Tokynghton**

<b>Blackman, Nicola</b>	<b>CON</b>	<b>1,376</b>
<b>Patel, Bhiku M.</b>	<b>CON</b>	<b>1,267</b>
<b>Colwill, Natalie A.</b>	<b>CON</b>	<b>1,244</b>
Castle, Alec	LAB	1,237
Douglas, Orugbani N.	LAB	1,203
Sheth, Ketan	LAB	1,130
Patel, Arvindbhai V.	LD	277
Lewis, Leslie V.	LD	241
Spitzel, Anthony	LD	170

**Welsh Harp**

<b>Harrod, Richard</b>	<b>LAB</b>	<b>1,292</b>
<b>Farrell, Mary E.T.</b>	<b>LAB</b>	<b>1,257</b>
<b>Singh, Harbhajan</b>	<b>LAB</b>	<b>1,192</b>
Moore, Cormach J.	CON	1,107
Wall, Alan J.	CON	1,067
Shah, Ratilal	CON	1,066
Queen, Christopher J.	LD	209
Raven, Hermione	LD	186
Turner, Timothy M.	GRE	174
Sutherland, Deborah M.	LD	163
Samson, Alan R.	UKIND	76

## Wembley Central

<b>Brown, Valerie L.</b>	<b>LD</b>	<b>1,314</b>
<b>Hughes, Havard</b>	<b>LD</b>	<b>1,287</b>
<b>Shah, Vijaykumar K.</b>	<b>LD</b>	<b>1,248</b>
Shah, Mahendra	LAB	1,194
Bacchus, Joyce	LAB	1,068
Persaud, Tullah	LAB	979
Patel, Vinubhai	CON	591
Khengar, Piyushkumar H.	CON	530
Pattni, Niranjana V.	CON	491
Macstiofain Tomas	REA	255
Ellington, Pauline	REA	236
Hextall, Jonathan M.	SA	59

## Willesden Green

<b>Jones, Lesley A.</b>	<b>LAB</b>	<b>1,033</b>
<b>Kagan, Gabrielle</b>	<b>LAB</b>	<b>978</b>
<b>Shahzad, Ahmad</b>	<b>LAB</b>	<b>855</b>
Blackmore, Richard C.	CON	348
Raja, Abdul R.	CON	299
Rehman, Talhat	CON	273
Aspis, Simone	GRE	246
Davies, Martin	LD	234
Hoy, Timothy J.	GRE	211
O'Dwyer, Carmel M.	LD	199
Mohammed, Azwar	LD	173

## By-elections

## Kilburn

No change

11 March 1999

<b>Thompson, Noel B.W.</b>	<b>LAB</b>	<b>778</b>
Port, Shaun P.A.	CON	292
Whitley, Robert	GRE	92
Spitzel, Anthony M.	LD	47

Death of Pendsay, Peter G. (LAB)

## Fryent

No change

1 March 2001

<b>Crane, George E.</b>	<b>LAB</b>	<b>950</b>
Wall, Alan J.	CON	787
Wharton, Robert	LD	205

Death of Pardoe, Lawrence K. (LAB)

## Roe Green

No change

27 July 2000

<b>Queally, Maureen</b>	<b>LAB</b>	<b>733</b>
Games, Joel D.C.	CON	641
Hirani, Chunilal	LD	166
Setton, Adele	IND	23

Resignation of Duffy, John F. (LAB)

# Bromley

## Conservative administration

- |                                |                                     |
|--------------------------------|-------------------------------------|
| 1 Bickley                      | 12 Darwin                           |
| 2 Biggin Hill                  | 13 Farnborough and Crofton          |
| 3 Bromley Common and Keston    | 14 Hayes and Coney Hall             |
| 4 Bromley Town                 | 15 Kelsey and Eden Park             |
| 5 Chelsfield and Pratts Bottom | 16 Mottingham and Chislehurst North |
| 6 Chislehurst                  | 17 Orpington                        |
| 7 Clock House                  | 18 Penge and Cator                  |
| 8 Copers Cope                  | 19 Petts Wood and Knoll             |
| 9 Cray Valley East             | 20 Plaistow and Sundridge           |
| 10 Cray Valley West            | 21 Shortlands                       |
| 11 Crystal Palace              | 22 West Wickham                     |



### State of the parties, 1964-02

	CON	LAB	LD	other	total
2.5.02	41	6	13	-	60
7.5.98	28	7	25	-	60
5.5.94	32	7	21	-	60
3.5.90	43	11	6	-	60
8.5.86	44	10	6	-	60
6.5.82	52	5	3	-	60
4.5.78	48	12	-	-	60
4.5.74	44	14	2	-	60
13.5.71	41	15	4	-	60
9.5.68	52	5	3	-	60
7.5.64	38	15	7	-	60

### % share of the poll, 1964-02

	% poll	CON	LAB	LD	other
2.5.02	36.8	51.1	14.0	32.2	2.6
7.5.98	40.8	45.3	18.7	35.0	1.1
5.5.94	48.1	40.9	20.2	36.6	2.3
3.5.90	49.8	49.5	23.3	23.3	4.0
8.5.86	46.8	48.7	19.1	32.1	0.1
6.5.82	47.8	56.9	14.3	27.9	0.9
4.5.78	45.5	62.2	25.0	12.0	0.7
4.5.74	42.9	49.3	25.9	24.5	0.3
13.5.71	43.1	50.2	30.2	19.4	0.2
9.5.68	46.4	61.7	12.1	25.8	0.4
7.5.64	47.9	48.3	25.2	25.5	1.0

### Changes 1998-02

	CON	LAB	LD	other	total
Old council 02	32	6	21	-	59
Vacancies	-	-	1	-	1
By-elections	+3	-1	-2	-	-
Allegiance changes	+1	-	-1	-	-
New council 98	28	7	25	-	60

### General statistics

		Bromley	London
May 2002	Electorate	226,262	5,209,247
May 1998	Electorate	223,835	5,010,999
Mid 2002 (GLA)	Resident population aged 18 and over	242,400	5,859,600
Mid 1998 (ONS)	Resident population aged 18 and over	234,800	5,536,100
May 2002	% unemployed	2.4	4.8
May 1998	% unemployed	3.3	6.7
April 2002	Band 'D' council tax	£880	£895
April 1998	Band 'D' council tax	£610	£687

## % share of the poll

	Date	%poll	CON	LAB	LD	GRE	others	
Bickley	2.5.02	36.5	70.9	12.2	16.9	-		
							UKIND	
Biggin Hill	2.5.02	36.1	38.9	4.5	51.8	-	4.8	
Bromley Common and Keston	2.5.02	38.8	54.4	6.1	36.2	3.4		
							CPA	
Bromley Town	2.5.02	35.4	46.2	8.9	37.7	3.9	3.3	
Chelsfield and Pratts Bottom	2.5.02	42.0	49.2	5.8	45.0	-		
Chislehurst	2.5.02	34.6	64.8	13.3	15.3	6.6		
Clock House	2.5.02	36.2	26.2	16.6	57.2	-		
							UKIND	
Copers Cope	2.5.02	32.7	61.2	15.8	19.1	-	4.0	
Cray Valley East	2.5.02	27.2	25.9	24.6	49.5	-		
							UKIND	
Cray Valley West	2.5.02	28.4	25.4	38.2	30.8	-	5.5	
Crystal Palace	2.5.02	28.0	13.1	27.7	50.2	9.0		
Darwin	2.5.02	42.5	81.8	2.9	15.3	-		
Farnborough and Crofton	2.5.02	45.8	54.9	3.8	41.3	-		
Hayes and Coney Hall	2.5.02	37.2	70.6	14.4	15.1	-		
							UKIND	
Kelsey and Eden Park	2.5.02	42.4	50.2	9.2	37.5	-	3.0	
Mottingham and Chislehurst North	2.5.02	33.8	47.3	35.5	9.3	-	NF	7.8
Orpington	2.5.02	41.8	44.2	4.7	51.1	-		
							UKIND	
Penge and Cator	2.5.02	35.7	30.2	42.3	21.7	-	2.2	LIB 3.6
Petts Wood and Knoll	2.5.02	42.3	69.9	7.4	22.7	-		
							UKIND	
Plaistow and Sundridge	2.5.02	32.9	43.1	10.5	40.1	3.4	2.9	
Shortlands	2.5.02	39.3	68.7	11.9	19.5	-		
West Wickham	2.5.02	40.6	71.7	12.0	16.2	-		

## By-elections

<i>Bickley</i>	<i>29.10.98</i>	<i>30.2</i>	<i>57.4</i>	<i>5.7</i>	<i>34.9</i>	<i>-</i>	<i>LIB</i> <i>0.8</i>	<i>NF</i> <i>1.3</i>
<i>Bromley Common and Keston</i>	<i>1.7.99</i>	<i>31.1</i>	<i>46.6</i>	<i>5.2</i>	<i>44.7</i>	<i>1.3</i>	<i>IND</i> <i>2.2</i>	
<i>Chelsfield and Goddington</i>	<i>5.7.01</i>	<i>40.1</i>	<i>52.9</i>	<i>1.9</i>	<i>45.2</i>	<i>-</i>		
<i>Farnborough</i>	<i>24.2.00</i>	<i>39.5</i>	<i>51.8</i>	<i>2.9</i>	<i>42.4</i>	<i>1.3</i>	<i>UKIND</i> <i>1.5</i>	
<i>Mottingham</i>	<i>5.7.01</i>	<i>24.6</i>	<i>49.2</i>	<i>45.5</i>	<i>5.3</i>	<i>-</i>		



## Results

## Bickley

<b>Jenkins, Gordon W.</b>	<b>CON</b>	<b>2,756</b>
<b>Buckley, Ingrid A.</b>	<b>CON</b>	<b>2,753</b>
<b>Rideout, Catherine E.</b>	<b>CON</b>	<b>2,707</b>
Taylor, Brian H.	LD	683
Ayres, Margaret G.	LD	681
Gambell, Derek	LD	599
Cox, Susan N.	LAB	492
Clough, Christopher G.	LAB	478
Johnson, Arthur H.	LAB	445

## Biggin Hill

<b>Gostt, Geoffrey C.</b>	<b>LD</b>	<b>1,432</b>
<b>Shekyls, Walter R.</b>	<b>LD</b>	<b>1,402</b>
Norrie, Gordon	CON	1,139
Phipps, Matthew D.	CON	993
Holmans, Arthur J.	UKIND	132
Galley, Keith A.	LAB	124
French, Brendan	LAB	121

## Bromley Common and Keston

<b>Carr, Stephen L.</b>	<b>CON</b>	<b>2,278</b>
<b>Michael, Alexa C.A.</b>	<b>CON</b>	<b>2,259</b>
<b>Bennett, Ruth E.</b>	<b>CON</b>	<b>2,206</b>
Carter, Alan	LD	1,631
Dear, David M.	LD	1,444
Gill, Mark A.	LD	1,407
Buck, Ewan M.	LAB	271
Delsignore, Joan	LAB	241
Gibson, Michael A.	LAB	238
Appley, Adrian G.	GRE	170
Jardin, Ian K.	GRE	109

## Bromley Town

<b>Clark, Paul A.</b>	<b>CON</b>	<b>1,910</b>
<b>Reddin, Denise S.</b>	<b>CON</b>	<b>1,858</b>
<b>Reddin, Martyn R.</b>	<b>CON</b>	<b>1,818</b>
Ayres, Peter J.	LD	1,615
Brooks, Peter R.	LD	1,528
Warner, Raymond P.	LD	1,410
Galvin, Kelly J.	LAB	377
Johnstone, George F.	LAB	373
Openshaw, Colin H.	LAB	330
Anstey, Simon	GRE	206
Suit, Miranda E.	CPA	135
Shiple-Younan, Glenford A.	GRE	132
Shuman, Joyce E.	GRE	129

## Chelsfield and Pratts Bottom

<b>Grainger, Julian P.G.</b>	<b>CON</b>	<b>2,240</b>
<b>Marshall, Adrian S.</b>	<b>CON</b>	<b>2,197</b>
<b>Huntington-Thresher, Samaris V.C.</b>	<b>CON</b>	<b>2,151</b>
Chamarette, Gillian M.	LD	2,070
Hall, Michael J.	LD	1,991
Oldman, Michael	LD	1,971
Barker, Malcolm	LAB	275
Tozer, Peter J.	LAB	263
Gay, Bryan P.	LAB	243

## Chislehurst

<b>Boughey, Kathleen A.</b>	<b>CON</b>	<b>2,681</b>
<b>Wykes, Joan K.</b>	<b>CON</b>	<b>2,559</b>
<b>Toms, Brian E.</b>	<b>CON</b>	<b>2,438</b>
Houghton, John P.	LD	671
Magrath, Ian M.	LD	600
Reid, Stuart T.	LAB	557
Mole, Christian R.	LAB	552
Cooper, Martin	LD	537
Wretham, Gareth L.	LAB	470
Taylor, John W.	GRE	262

**Clock House**

<b>Connor, Jane E.</b>	<b>LD</b>	<b>2,304</b>
<b>Adams, Reginald W.</b>	<b>LD</b>	<b>2,301</b>
<b>Payton, Denise</b>	<b>LD</b>	<b>2,131</b>
Gilbert-Dyson, Rebekah	CON	1,106
Tutty, Paula J.	CON	1,011
Sharif, Khalid	CON	967
Hart, Richard E.	LAB	676
McCree, Clinton V.	LAB	659
Reed, Nicholas J.	LAB	625

**Copers Cope**

<b>Tickner, Michael J.</b>	<b>CON</b>	<b>2,216</b>
<b>Mellor, Russell L.</b>	<b>CON</b>	<b>2,186</b>
<b>Wilkinson, Anthony M.</b>	<b>CON</b>	<b>2,179</b>
Nash, Paul D.	LD	704
Stocker, Kay S.	LD	682
Weal, Patricia B.M.	LD	667
Lucey, Kathleen T.	LAB	585
Hutson, Louise V.	LAB	575
Teverson, Paul D.	LAB	538
Pratt, Christopher N.	UKIND	146
Mitchell, Margaret	UKIND	138

**Cray Valley East**

<b>McBride, David</b>	<b>LD</b>	<b>1,418</b>
<b>Curry, Martin A.</b>	<b>LD</b>	<b>1,398</b>
<b>Thompson, Brenda D.</b>	<b>LD</b>	<b>1,336</b>
Bowman, Carole L.	CON	744
Benington, Julian W.	CON	722
Stillman, James A.	LAB	712
Huntington-Thresher, Tara A.	CON	708
Price, Christopher J.	LAB	685
Amos, Andrew R.	LAB	669

**Cray Valley West**

<b>Willetts, Colin</b>	<b>LAB</b>	<b>1,327</b>
<b>Holbrook, John R.</b>	<b>LAB</b>	<b>1,194</b>
<b>Gibbens, Susan</b>	<b>LAB</b>	<b>1,179</b>
Bignell, Michael J.	LD	1,052
Davies, Laura M.H.	LD	979
Hassall, John R.	LD	952
Bowman, Colin P.	CON	877
Bonter, Paul M.	CON	850
Youd, Antony N.	CON	729
Foley, Thomas W.	UKIND	179

**Crystal Palace**

<b>Gaster, Christopher R.</b>	<b>LD</b>	<b>1,109</b>
<b>Canvin, John R.</b>	<b>LD</b>	<b>1,027</b>
Watts, Richard F.	LAB	597
Williams, Richard W.	LAB	579
Curran, John J.J.	CON	294
Parker, Christopher J.	CON	265
Moran, Karen A.	GRE	223
Garrett, Ann C.	GRE	159

**Darwin**

<b>Bloomfield, Peter J.</b>	<b>CON</b>	<b>1,313</b>
Chamarette, Michael C.	LD	245
Galley, Joyce E.	LAB	47

**Farnborough and Crofton**

<b>Hillier, Jennifer M.</b>	<b>CON</b>	<b>2,858</b>
<b>Joel, Charles</b>	<b>CON</b>	<b>2,724</b>
<b>Stevens, Timothy C.</b>	<b>CON</b>	<b>2,682</b>
Evans, Robert J.	LD	2,102
Rabbatts, Helen C.	LD	2,099
Ross, Vivian C.	LD	2,006
Moore, Peter J.	LAB	217
Sellwood, Lynn A.	LAB	191
Taylor, Christopher W.	LAB	168

**Hayes and Coney Hall**

<b>Manning, Thelma A.</b>	<b>CON</b>	<b>3,166</b>
<b>Arthur, Graham L.</b>	<b>CON</b>	<b>3,031</b>
<b>Reddin, Neil R.</b>	<b>CON</b>	<b>3,016</b>
Griffiths, Owen T.	LD	723
Cordell, David J.	LAB	636
Skinner, Bob R.	LD	634
Gibson, Clara A.	LAB	620
King, Michael T.	LAB	618
Stott, William H.	LD	610

**Kelsey and Eden Park**

<b>Phillips, Christopher W.S.</b>	<b>CON</b>	<b>2,349</b>
<b>Reed, Roderick A.</b>	<b>CON</b>	<b>2,316</b>
<b>Dean, Peter L.</b>	<b>CON</b>	<b>2,313</b>
Foulger, Jeffrey W.	LD	1,820
Morris, Adrian J.	LD	1,727
Wales, Simon D.	LD	1,671
Boyle, Catherine	LAB	430
Head, Katharine M.	LAB	430
Keaveney, Robert	LAB	425
Pick, Diana M.	UKIND	157
Youles, John B.	UKIND	122

**Mottingham and Chislehurst North**

<b>Rideout, Charles J.</b>	<b>CON</b>	<b>1,161</b>
<b>Charsley, Roger D.</b>	<b>CON</b>	<b>1,155</b>
Armstrong, Robert	LAB	884
Johnstone, Elizabeth R.	LAB	853
Deves, Michael F.	LD	234
Scally, William A.	LD	221
Blackham, Terry S.	NF	192

**Orpington**

<b>Maines, Christopher S.</b>	<b>LD</b>	<b>2,537</b>
<b>Powell, Jennifer A.</b>	<b>LD</b>	<b>2,315</b>
<b>Goodlad, Elizabeth G.</b>	<b>LD</b>	<b>2,310</b>
Ellis, Judith E.	CON	2,119
Fawthrop, Simon H.	CON	2,038
Huntington-Thresher, William K.E.	CON	2,031
Collins, Gillian A.	LAB	244
Nash, Ronald E.	LAB	227
Comaish, Richard A.	LAB	194

**Penge and Cator**

<b>Fookes, Peter T.</b>	<b>LAB</b>	<b>1,755</b>
<b>Roberts, Karen A.</b>	<b>LAB</b>	<b>1,668</b>
<b>Getgood, John M.</b>	<b>LAB</b>	<b>1,650</b>
Fowkes, Kevin J.	CON	1,264
Lewis, John A.M.	CON	1,222
Smith, Peter N.	CON	1,137
Homewood, Shirley A.	LD	919
Whitaker, Sonia M.	LD	860
Waghorn, William J.	LD	831
White, Peter	LIB	176
Williams, Gerald A.	LIB	140
Whitehorn, George L.	LIB	114
Owtram, Jocelyn P.L.	UKIND	90

**Petts Wood and Knoll**

<b>Woods, Peter C.</b>	<b>CON</b>	<b>3,131</b>
<b>Owen, Anthony M.</b>	<b>CON</b>	<b>3,084</b>
<b>Ince, John R.</b>	<b>CON</b>	<b>3,082</b>
Edwards, Eileen	LD	1,108
Challis, Keith O.M.	LD	966
Moran, Mark J.	LD	947
Huzzard, Rosalie	LAB	374
Lisle, Peter J.	LAB	307
Parry, Catherine J.	LAB	300

**Plaistow and Sundridge**

<b>Bloom, Colin C.</b>	<b>CON</b>	<b>1,763</b>
<b>Turner, Michael</b>	<b>CON</b>	<b>1,719</b>
<b>Smith, Colin P.</b>	<b>CON</b>	<b>1,678</b>
Gillespie, James	LD	1,661
Polling, Ruth L.	LD	1,583
Woods, Lennard D.	LD	1,560
Campbell, Velma C.	LAB	448
Richards, Julian G.	LAB	405
Yates, Susan L.	LAB	399
Windall, Gillian F.	GRE	142
Shuman, Joseph	GRE	135
Street, John R.	GRE	132
Bryant, Robert M.	UKIND	114

**Shortlands**

<b>Noad, Ernest G.</b>	<b>CON</b>	<b>1,994</b>
<b>Taylor, George R.</b>	<b>CON</b>	<b>1,970</b>
Donovan, Heather I.	LD	592
Hurworth, Mary S.	LD	532
Leslie, Isabella W.	LAB	350
Alsworth, Glyn	LAB	334

**West Wickham**

<b>Hubbard, Carole M.</b>	<b>CON</b>	<b>3,201</b>
<b>Humphrys, Brian C.</b>	<b>CON</b>	<b>3,132</b>
<b>Wordingham, Christopher D.</b>	<b>CON</b>	<b>2,963</b>
Fitch, Jennifer M.	LD	735
Lane, Ivor A.	LD	698
Radford, Graham F.K.	LD	670
Redden, Richard H.	LAB	533
Ambrose, Janet I.	LAB	519
Wait, Anthony R.	LAB	506

**By-elections****Bickley***No change**29 October 1998*

<b>Gallop, John G.</b>	<b>CON</b>	<b>1,828</b>
Gambell, Derek	LD	1,110
Parish, Alfred E.	LAB	181
Lowne, Kevin	NF	40
Steele, Elizabeth A.	LIB	25

*Death of Humphreys, Sheila A. (CON)***Chelsfield and Goddington***CON gain from LD**5 July 2001*

<b>Grainger, Julian P.G.</b>	<b>CON</b>	<b>2,480</b>
Oldman, Michael	LD	2,122
Lisle, Peter J.	LAB	88

*Resignation of Peters, Graem (LD)***Mottingham***CON gain from LAB**5 July 2001*

<b>Rideout, Charles J.</b>	<b>CON</b>	<b>746</b>
Johnstone, Elizabeth R.	LAB	689
Gambell, Derek	LD	80

*Resignation of Yeldham, Robert J. (LAB)***Bromley Common and Keston***CON gain from LD**1 July 1999*

<b>Carr, Stephen L.</b>	<b>CON</b>	<b>1,754</b>
Woods, Lennard D.	LD	1,683
Johnstone, George F.	LAB	195
Badgett, Gary	IND	81
Appley, Adrian G.	GRE	

*Resignation of Booth, Paul J.H. (LD)***Farnborough***No change**24 February 2000*

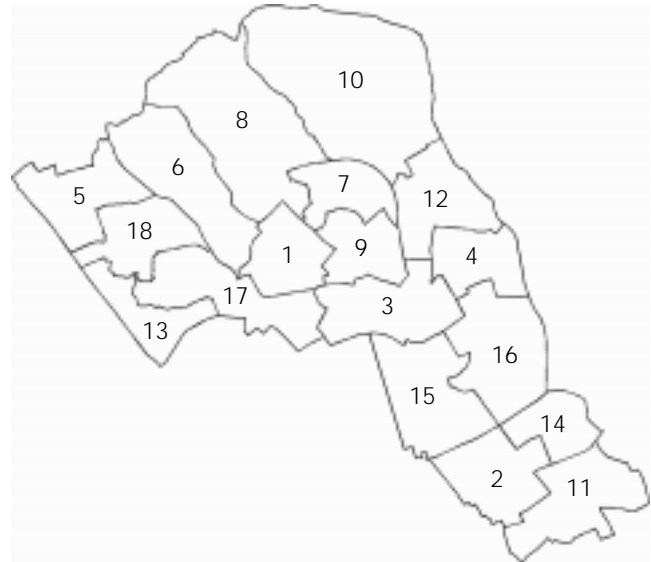
<b>Stevens, Timothy C.</b>	<b>CON</b>	<b>1,460</b>
Evans, Robert J.	LD	1,195
Price, Christopher J.	LAB	81
Bryant, Robert M.	UKIND	43
Garrett, Ann C.	GRE	37

*Death of Goodman, Eric N. (CON)*

# Camden

## Labour administration

1	Belsize	11	Holborn and Covent Garden
2	Bloomsbury	12	Kentish Town
3	Camden Town with Primrose Hill	13	Kilburn
4	Cantelowes	14	King's Cross
5	Fortune Green	15	Regent's Park
6	Frognal and Fitzjohns	16	St Pancras and Somers Town
7	Gospel Oak	17	Swiss Cottage
8	Hampstead Town	18	West Hampstead
9	Haverstock		
10	Highgate		



## State of the parties, 1964-02

	CON	LAB	LD	other	total
2.5.02	11	35	8	-	54
7.5.98	10	43	6	-	59
5.5.94	7	47	5	-	59
3.5.90	15	42	2	-	59
8.5.86	13	44	2	-	59
6.5.82	26	33	-	-	59
4.5.78	26	33	-	-	59
4.5.74	12	48	-	-	60
13.5.71	11	49	-	-	60
9.5.68	42	18	-	-	60
7.5.64	26	34	-	-	60

## % share of the poll, 1964-02

	% poll	CON	LAB	LD	other
2.5.02	28.5	25.9	33.7	22.5	17.9
7.5.98	33.4	23.0	44.1	22.7	10.1
5.5.94	42.3	21.0	48.2	18.1	12.7
3.5.90	46.2	26.2	44.2	9.8	19.8
8.5.86	46.7	26.9	50.0	19.7	3.4
6.5.82	45.1	33.6	40.8	25.0	0.6
4.5.78	43.4	47.6	46.9	3.2	2.2
4.5.74	37.1	37.1	54.7	7.0	1.2
13.5.71	38.2	37.7	59.5	1.8	1.0
9.5.68	34.8	54.9	38.5	5.5	1.1
7.5.64	35.6	40.7	51.8	5.7	1.7

## Changes 1998-02

	CON	LAB	LD	other	total
Old council 02	10	42	7	-	59
Vacancies	-	-	-	-	-
By-elections	+1	-1	-	-	-
Allegiance changes	-1	-	+1	-	-
New council 98	10	43	6	-	59

## General statistics

		Camden	London
May 2002	Electorate	139,414	5,209,247
May 1998	Electorate	135,131	5,010,999
Mid 2002 (GLA)	Resident population aged 18 and over	178,000	5,859,600
Mid 1998 (ONS)	Resident population aged 18 and over	151,700	5,536,100
May 2002	% unemployed	6.6	4.8
May 1998	% unemployed	9.3	6.7
April 2002	Band 'D' council tax	£1,006	£895
April 1998	Band 'D' council tax	£879	£687

**% share of the poll**

	Date	%poll	CON	LAB	LD	GRE		others
Belsize	2.5.02	31.8	42.0	29.9	18.1	10.0		
Bloomsbury	2.5.02	27.2	31.8	37.7	15.2	9.1	SA	
Camden Town with Primrose Hill	2.5.02	33.5	18.0	30.3	22.2	9.0	CPA	IND
Cantelowes	2.5.02	25.5	13.8	46.8	20.4	19.1		
Fortune Green	2.5.02	28.5	15.3	20.5	55.5	8.7		
Frogna1 and Fitzjohns	2.5.02	25.0	57.5	18.1	16.7	7.7		
Gospel Oak	2.5.02	29.3	24.6	40.9	18.1	14.1	CPA	
Hampstead Town	2.5.02	38.8	40.9	13.5	34.0	11.6		
Haverstock	2.5.02	24.7	18.8	45.4	20.1	14.0	CPA	
Highgate	2.5.02	38.0	26.1	29.5	12.0	25.2	SA	
Holborn and Covent Garden	2.5.02	24.5	22.3	49.0	15.9	12.8		
Kentish Town	2.5.02	29.3	8.3	35.1	25.1	14.8	CPA	SA
Kilburn	2.5.02	24.0	17.3	43.9	14.2	10.9	CPA	IND
King's Cross	2.5.02	21.3	21.6	48.9	16.4	10.1	CPA	9.7
Regent's Park	2.5.02	30.0	25.3	42.9	11.2	20.6		
St Pancras and Somers Town	2.5.02	23.5	13.6	48.1	19.1	8.1	SA	
Swiss Cottage	2.5.02	28.6	50.0	21.5	18.2	8.7	IND	
West Hampstead	2.5.02	28.1	12.7	25.3	52.2	9.7	1.6	
<b>By-elections</b>								
<i>Adelaide</i>	<i>3.2.00</i>	<i>18.8</i>	<i>58.1</i>	<i>22.2</i>	<i>15.6</i>	<i>4.1</i>		
<i>Bloomsbury</i>	<i>28.9.00</i>	<i>14.4</i>	<i>42.6</i>	<i>44.3</i>	<i>7.3</i>	<i>5.8</i>		
<i>Frogna1</i>	<i>25.1.01</i>	<i>18.7</i>	<i>61.6</i>	<i>22.7</i>	<i>11.2</i>	<i>2.6</i>	IND	
<i>Swiss Cottage</i>	<i>22.4.99</i>	<i>23.9</i>	<i>42.7</i>	<i>33.8</i>	<i>9.6</i>	<i>3.6</i>	ILAB	IND
							7.6	2.7

## Results

## Belsize

<b>Bucknell, Jonathan M.</b>	<b>CON</b>	<b>1,041</b>
<b>Gunn, Sheila M.</b>	<b>CON</b>	<b>1,016</b>
<b>Wauchope, Piers A.C.</b>	<b>CON</b>	<b>1,005</b>
Hammond, Aileen	LAB	770
Deshmukh, Sadashivrao N.	LAB	716
Nightingale, Patricia	LAB	691
Marriott, Pauline E.	LD	469
Lyon, Ardon J.	LD	429
Miles, Dudley R.A.	LD	423
Eyres, Phyllis	GRE	274
Price, Jack	GRE	236
Tornero, Maeve	GRE	219

## Bloomsbury

<b>Abraham, Penelope F.</b>	<b>LAB</b>	<b>771</b>
<b>Chowdhury, Fazlul K.</b>	<b>LAB</b>	<b>756</b>
<b>Brayshaw, Peter</b>	<b>LAB</b>	<b>736</b>
Lester, Adam P.	CON	642
Grover, Rohit R.	CON	636
Horne, Peter J.	CON	634
Edwards, Adam	LD	335
Moser, Philip C.H.	LD	295
Ward, John R.T.	LD	285
Thomas, Lucy S.	GRE	262
Zlotowitz, Sally	GRE	145
Petz, Marcus K.	GRE	137
Maiden, Janet	SA	125

## Camden Town with Primrose Hill

<b>Callaghan, Patricia A.</b>	<b>LAB</b>	<b>1,041</b>
<b>Garland, Harriet E.A.</b>	<b>LAB</b>	<b>986</b>
<b>Barnard, Justin</b>	<b>LD</b>	<b>812</b>
Sumner, Jake T.	LAB	782
Lefley, John	LD	653
Lazenby, Gloria	IND	603
Wickenden, Toby B.	LD	591
Mitchell, William L.	CON	570
Grosvenor, Peter G.	CON	560
Barton, Paul J.	CON	541
Rappaport, Danielle	GRE	385
Venter, Juliana	GRE	227
Lankester, Beryl R.	GRE	220
Santos, Elsa D.	CPA	34

## Cantelowes

<b>Greene, Dermot R.</b>	<b>LAB</b>	<b>861</b>
<b>Harrison, Gerald T.A.</b>	<b>LAB</b>	<b>850</b>
<b>Pattison, Judith E.</b>	<b>LAB</b>	<b>779</b>
Agerholm, Soren K.	LD	404
Wall, Gerald S.	LD	377
Houston, Gaie	GRE	348
Zatz, Rachel	GRE	337
Whitley, Rob	GRE	329
Litman, Simeon E.	LD	303
Currie, Sylvia	CON	247
Lloyd-Davy, Marcus	CON	248
Milne, Oliver	CON	237

## Fortune Green

<b>Rea, Felicity M.P.</b>	<b>LD</b>	<b>1,295</b>
<b>Schopflin, Jane</b>	<b>LD</b>	<b>1,121</b>
<b>Simpson, Jonathan A.</b>	<b>LD</b>	<b>1,111</b>
Katz, Michael D.	LAB	483
Kingscote, Geoffrey L.	LAB	414
Seaman, Miles A.	LAB	409
Arthur, Richard W.	CON	336
Baroudy, Esther M.	CON	323
Hornbuckle, Jean M.	CON	314
Sunderland, David W.	GRE	221
Craig, Susan	GRE	199
Dawe, Stephen M.	GRE	132

## Froggnal and Fitzjohns

<b>Davies, Martin J.</b>	<b>CON</b>	<b>1,141</b>
<b>Somper, Dawn A.</b>	<b>CON</b>	<b>1,119</b>
<b>Mennear, Karl A.</b>	<b>CON</b>	<b>1,114</b>
Townsend, Deborah A.	LAB	384
Garden, Susan E.	LD	362
Lawrie, Alfred A.	LAB	344
McGrath, Francis J.	LAB	336
Curran, Dominic J.	LD	333
Keidan, Charles	LD	286
Lovell, Lynn	GRE	155
Houghton, Stuart	GRE	153
Harris, Charles	GRE	143

**Gospel Oak**

<b>Guthrie, Janet M.</b>	<b>LAB</b>	<b>880</b>
<b>Chada, Rajesh</b>	<b>LAB</b>	<b>846</b>
<b>Mills, John A.D.</b>	<b>LAB</b>	<b>791</b>
Mitchell, Lindsay L.	CON	550
Millett, Richard	CON	506
Ricketts, Carole	CON	459
Jackson-Roberts, Margaret A.	LD	430
Mair, Peter R.B.	LD	347
Poulter, Jeffrey R.	LD	336
Walby, Jane	GRE	311
Edmunds, Howard	GRE	291
Robb, Lesley	GRE	264
Heliotrope, Humberto L.	CPA	50

**Hampstead Town**

<b>Greene, Michael J.</b>	<b>CON</b>	<b>1,316</b>
<b>Little, Margaret F.</b>	<b>LD</b>	<b>1,106</b>
<b>Cattell, Brian A.</b>	<b>CON</b>	<b>1,089</b>
Steel, Katharine S.	CON	1,064
Malin, Louise	LD	974
Wright, Martin P.G.	LD	800
Crundwell, Neil B.	LAB	430
Rashid, Harunur	LAB	372
Gascoigne, Brian	GRE	349
Islam, Mohammed N.	LAB	345
Mortimer, Frances	GRE	321
Forsyth, Dorothy	GRE	316

**Haverstock**

<b>Roberts, Jane E.</b>	<b>LAB</b>	<b>882</b>
<b>Shaw, Roy E.</b>	<b>LAB</b>	<b>856</b>
<b>Dickie, John K.</b>	<b>LAB</b>	<b>852</b>
Finer, Margaret A.	LD	422
Marshall, Rita J.	CON	367
Gordon, Alec W.	LD	364
Lutgen, Pamela M.	LD	359
Kemp, Anthony	CON	355
Stally, Joan	CON	351
Gillam, Sarah J.	GRE	319
Kenworthy, Iola M.	GRE	277
Milford, Edward M.	GRE	201
Ozor, Angela	CPA	34

**Highgate**

<b>Cosin, Maggie I.</b>	<b>LAB</b>	<b>972</b>
<b>Thane, John S.</b>	<b>LAB</b>	<b>861</b>
<b>Quadir, Abdul</b>	<b>LAB</b>	<b>849</b>
Freeman, Roger J.	CON	813
Berry, Sian	GRE	811
Baker, Simon	CON	790
Lavery, Janice M.	CON	775
Oliver, Adrian J.	GRE	768
Smith, Mark R.	GRE	715
Wheeler, Alison M.	LD	384
Waddington, Richard J.	LD	376
Potts, Henry W.W.	LD	332
Thompson, Sean	SA	219

**Holborn and Covent Garden**

<b>Fulbrook, Julian G.H.</b>	<b>LAB</b>	<b>950</b>
<b>Vincent, Sue</b>	<b>LAB</b>	<b>908</b>
<b>Woodrow, Brian</b>	<b>LAB</b>	<b>884</b>
Prince, Patsy	CON	449
Valder, Dominic A.	CON	411
Ricketts, Robert A.	CON	389
Key, Eleanor C.A.	LD	331
Lorraine, Alastair R.A.	LD	305
Duckett, Nicholas J.	GRE	255
Joyce, Seanine P.	GRE	253
Newbrook, Herbert	LD	251
Charlton, Hugo	GRE	205

**Kentish Town**

<b>Anderson, Lucy N.</b>	<b>LAB</b>	<b>961</b>
<b>Horan, David P.L.</b>	<b>LAB</b>	<b>868</b>
<b>Krymer, Deirdre D.</b>	<b>LAB</b>	<b>797</b>
Fraser, Jill E.	LD	676
Brown, Alice A.	LD	658
Green, Nathaniel J.	LD	543
Charlesworth, Sue	GRE	415
Walter, Alan	SA	376
Gordon, Kate	GRE	348
Durham, Graeme	GRE	342
Bartlett, Doreen F.	CON	224
Blackburn, Anthony J.	CON	222
Coleman-Harvey, Alan D.	CON	177
Heliotrope, Celia	CPA	42



**Kilburn**

<b>Hedges, Charles W.</b>	<b>LAB</b>	<b>806</b>
<b>Rolfe, John A.</b>	<b>LAB</b>	<b>797</b>
<b>Turner, Philip J.</b>	<b>LAB</b>	<b>770</b>
Graham, Robert E.	CON	343
Irwin, Rose	CON	301
Mawdsley, Paul M.	CON	289
Allen, Jeremy R.	LD	285
Twite, Sally P.	LD	254
Kothari, Daviyani R.	LD	226
Mayer, Helen	GRE	215
Collins, John B.	GRE	205
Reed, David	IND	174
Green, Debra J.	GRE	171
McCarten, Maria	CPA	73

**King's Cross**

<b>Hughes, Barbara L.</b>	<b>LAB</b>	<b>855</b>
<b>Jayatilaka, Geethika K.</b>	<b>LAB</b>	<b>730</b>
<b>Smith, Nicholas D.J.</b>	<b>LAB</b>	<b>710</b>
Douglass, Barbara	CON	353
Costa, Charles S.A.	CON	344
Haley, Mark D.I.	CON	318
Brown, Diana M.	LD	310
Tucker, Nicholas M.	LD	243
Wagner, Erich	LD	216
Thomas, Richard	GRE	169
Poppy, Audrey	GRE	157
Nella, Lucia	GRE	149
Pontes-Betee, Elsa	CPA	46

**Regent's Park**

<b>Ali, Nasim</b>	<b>LAB</b>	<b>1,165</b>
<b>Blackwell, Theodore W.</b>	<b>LAB</b>	<b>1,095</b>
<b>Johnson, Heather M.</b>	<b>LAB</b>	<b>1,076</b>
Salam, Abdul	CON	685
Haydon, Sara	CON	656
Walter, John	CON	626
Clare, Amanda C.K.	GRE	584
Hale, Paul N.	GRE	549
Dixon, Debbie M.	GRE	466
Jones, Penelope F.	LD	352
Wainwright, Philip C.	LD	261
Redesdale, Rupert B.	LD	259

**St Pancras and Somers Town**

<b>Robinson, Roger L.</b>	<b>LAB</b>	<b>960</b>
<b>Shine, Sybil S.</b>	<b>LAB</b>	<b>902</b>
<b>Stewart, Ruth A.</b>	<b>LAB</b>	<b>865</b>
Hanna, Elizabeth J.	LD	379
Palmer, Fiona A.	LD	353
Myers, Ian R.	LD	349
Gray, Simon D.	CON	263
Keegan, Damian C.D.	CON	259
White, James G.D.	CON	249
Sapietis, Una	GRE	219
O Ceallaigh, Pol D.	SA	211
Spring, Andrew M.	GRE	124
Stubbings, Judith A.	GRE	116

**Swiss Cottage**

<b>Hocking, Stephen</b>	<b>CON</b>	<b>1,175</b>
<b>Marshall, Andrew</b>	<b>CON</b>	<b>1,106</b>
<b>Williams, Don</b>	<b>CON</b>	<b>1,090</b>
Berridge, Geoffrey R.	LAB	500
Taggart, David	LAB	484
Careem, Abdul S.	LAB	467
Collins, Nicholas H.F.	LD	419
Harper, Rosalyn J.	LD	416
Morrissey, Honora	LD	391
Wills, Lucy K.	GRE	265
Wolpe, Katherina	GRE	174
Heiny, Wolfgang A.	GRE	148
Nielsen, Magnus	IND	36

**West Hampstead**

<b>Moffitt, Keith</b>	<b>LD</b>	<b>1,133</b>
<b>Bryant, John W.</b>	<b>LD</b>	<b>1,028</b>
<b>Thompson, Heather M.</b>	<b>LD</b>	<b>1,016</b>
Bardsley, Marie E.	LAB	567
Broughton, Michael F.	LAB	507
Williams, Mari G.	LAB	469
Galloway, Joanna M.	CON	268
Cliff, Simon R.	CON	267
Baber, Samantha C.	GRE	256
Samiotis, John	CON	240
Hewitt-Hicks, Michael	GRE	173
Scovell, Lawrie M.	GRE	163

## By-elections

**Swiss Cottage**

CON gain from LAB

22 April 1999

<b>Morrissey, Honora</b>	<b>CON</b>	<b>705</b>
Sacks, Deborah H.	LAB	557
Warrick, Rex C.	LD	158
Macdonald, John	ILAB	126
Earl, Douglas S.	GRE	59
Farshtchi, Mehdi A.	IND	45

Resignation of Ryan, Mary (LAB)

**Adelaide**

No change

3 February 2000

<b>Horne, Peter J.</b>	<b>CON</b>	<b>655</b>
Blackwell, Theodore W.	LAB	250
Collis, Pamela	LD	176
Earl, Douglas S.	GRE	46

Death of Tobin, Julian J. (CON)

**Bloomsbury**

No change

28 September 2000

<b>Brayshaw, Peter</b>	<b>LAB</b>	<b>495</b>
Prince, Patsy	CON	476
Simmons, Edward	LD	82
Gordon, Kate	GRE	65
Resignation of Turnbull, Jake (LAB)		

**Froggnal**

No change

25 January 2001

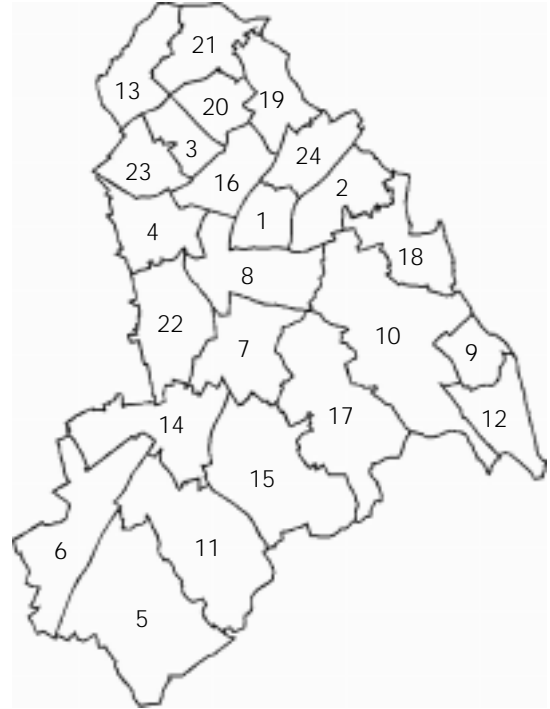
<b>Greene, Michael J.</b>	<b>CON</b>	<b>537</b>
Bardsley, Marie E.	LAB	198
Wright, Martin P.	LD	98
Jones, Ceinwen M.	GRE	23
Clarke, Antoine J.	IND	16

Resignation of Chesters, Pamela J. (CON)

# Croydon

## Labour administration

1	Addiscombe	13	Norbury
2	Ashburton	14	Purley
3	Bensham Manor	15	Sanderstead
4	Broad Green	16	Selhurst
5	Coulsdon East	17	Selsdon and Ballards
6	Coulsdon West	18	Shirley
7	Croham	19	South Norwood
8	Fairfield	20	Thornton Heath
9	Fieldway	21	Upper Norwood
10	Heathfield	22	Waddon
11	Kenley	23	West Thornton
12	New Addington	24	Woodside



## State of the parties, 1964-02

	CON	LAB	LD	other	total
2.5.02	32	37	1	-	70
7.5.98	31	38	1	-	70
5.5.94	30	40	-	-	70
3.5.90	41	29	-	-	70
8.5.86	44	26	-	-	70
6.5.82	62	5	-	3	70
4.5.78	56	11	-	3	70
4.5.74	40	17	-	3	60
13.5.71	30	27	-	3	60
9.5.68	47	1	1	11	60
7.5.64	21	21	-	18	60

## % share of the poll, 1964-02

	% poll	CON	LAB	LD	other
2.5.02	34.5	45.4	37.9	12.1	4.7
7.5.98	37.8	47.5	38.2	12.1	2.2
5.5.94	46.5	42.5	38.9	15.4	3.2
3.5.90	45.8	48.1	35.2	9.7	7.0
8.5.86	42.7	45.1	28.8	23.9	2.2
6.5.82	40.3	55.6	18.6	22.5	3.2
4.5.78	41.6	59.8	29.4	6.6	4.1
4.5.74	39.0	52.8	30.5	14.3	2.4
13.5.71	37.7	47.4	40.8	6.1	5.7
9.5.68	36.2	58.9	16.9	11.9	12.3
7.5.64	38.2	41.6	35.4	11.4	11.6

## Changes 1998-02

	CON	LAB	LD	other	total
Old council 02	31	37	1	1	70
Vacancies	-	-	-	-	-
By-elections	-	-	-	-	-
Allegiance changes	-	-1	-	+1	-
New council 98	31	38	1	-	70

## General statistics

		Croydon	London
May 2002	Electorate	240,149	5,209,247
May 1998	Electorate	223,588	5,010,999
Mid 2002 (GLA)	Resident population aged 18 and over	262,700	5,859,600
Mid 1998 (ONS)	Resident population aged 18 and over	258,700	5,536,100
May 2002	% unemployed	3.8	4.8
May 1998	% unemployed	5.1	6.7
April 2002	Band 'D' council tax	£854	£895
April 1998	Band 'D' council tax	£692	£687

**% share of the poll**

	Date	%poll	CON	LAB	LD	GRE	others
Addiscombe	2.5.02	36.4	36.3	52.7	-	-	PC 11.1
Ashburton	2.5.02	38.8	51.8	42.0	-	-	6.2
Bensham Manor	2.5.02	28.8	22.6	71.5	-	-	UKIND 5.8
Broad Green	2.5.02	25.2	21.7	67.5	-	-	10.8
Coulsdon East	2.5.02	53.8	47.2	5.8	47.1	-	
Coulsdon West	2.5.02	36.1	60.8	21.8	17.3	-	
Croham	2.5.02	38.7	50.3	15.8	29.7	-	PC UKIND 1.8 2.5
Fairfield	2.5.02	36.6	45.7	36.1	12.6	-	MRL 5.5
Fieldway	2.5.02	23.9	34.6	65.4	-	-	
Heathfield	2.5.02	36.1	65.9	26.0	-	-	UKIND 8.1
Kenley	2.5.02	33.2	67.1	15.0	17.8	-	
New Addington	2.5.02	28.5	42.0	51.3	6.8	-	
Norbury	2.5.02	43.1	40.7	45.8	-	-	IND 13.5
Purley	2.5.02	34.9	61.6	20.0	18.3	-	
Sanderstead	2.5.02	44.2	72.9	13.9	13.2	-	
Selhurst	2.5.02	25.2	22.3	64.0	13.6	-	
Selsdon and Ballards	2.5.02	40.9	68.9	15.6	15.5	-	
Shirley	2.5.02	38.6	56.3	32.5	11.2	-	
South Norwood	2.5.02	29.1	28.6	45.5	14.0	8.6	UKIND 3.3
Thornton Heath	2.5.02	28.4	23.4	57.8	12.0	-	IND 6.8
Upper Norwood	2.5.02	34.6	31.8	51.1	11.0	-	PC 6.1
Waddon	2.5.02	35.0	43.2	45.2	11.6	-	
West Thornton	2.5.02	26.8	25.8	62.2	12.0	-	
Woodside	2.5.02	30.8	28.7	54.1	-	-	IND 17.2
<b>By-elections</b>							
<i>New Addington</i>	<i>4.5.00</i>	<i>26.8</i>	<i>40.6</i>	<i>49.4</i>	<i>7.1</i>	-	<i>MRL</i> <i>2.9</i>
<i>Rylands</i>	<i>9.7.98</i>	<i>32.7</i>	<i>35.0</i>	<i>58.1</i>	<i>5.7</i>	-	<i>1.2</i>

## Results

**Addiscombe**

<b>Campbell, Amanda N.</b>	<b>LABCP</b>	<b>2,016</b>
<b>Watson, Mark</b>	<b>LABCP</b>	<b>1,968</b>
<b>Fitzsimons, Sean E.</b>	<b>LABCP</b>	<b>1,940</b>
Wright, Desmond J.	CON	1,383
Camden, Alexander C.C.	CON	1,366
Richens, Ronald W.	CON	1,329
Collins, Stephen P.	PC	453
West, Carol	PC	404
Collins, Stephen D.A.	PC	387

**Ashburton**

<b>Arram, Edwin S.</b>	<b>CON</b>	<b>2,005</b>
<b>Slipper, Avril E.M.</b>	<b>CON</b>	<b>1,999</b>
<b>Loughborough, Derek R.</b>	<b>CON</b>	<b>1,967</b>
Harris, Stephen J.	LAB	1,662
Allwood, Hugh M.	LAB	1,598
Ayres, George	LAB	1,584
Windus, Jack	PC	240

**Bensham Manor**

<b>Burridge, Alexander</b>	<b>LABCP</b>	<b>2,096</b>
<b>Shaw, Paula M.</b>	<b>LABCP</b>	<b>2,035</b>
<b>Sohoye, Greta</b>	<b>LABCP</b>	<b>1,887</b>
Evans, Florence M.	CON	668
Taylor, Roger C.	CON	656
Proudfoot, William A.	CON	580
Feisenberger, James R.	UKIND	163

**Broad Green**

<b>Collins, Stuart</b>	<b>LAB</b>	<b>1,737</b>
<b>Godfrey, Timothy</b>	<b>LAB</b>	<b>1,634</b>
<b>Selvanayagam, Michael S.P.</b>	<b>LAB</b>	<b>1,594</b>
Parker, Ian J.	CON	591
Pearson, Keith B.	CON	514
Thomas, Jill	CON	492
Pearce, Christopher H.	UKIND	264

**Coulsdon East**

<b>Atkins, Ian R.</b>	<b>LD</b>	<b>2,485</b>
<b>Wright, Christopher</b>	<b>CON</b>	<b>2,445</b>
<b>Udell, Brian A.</b>	<b>CON</b>	<b>2,330</b>
Howard, David J.	LD	2,305
Dunmore, Valerie M.	CON	2,304
Gauge, Steven H.	LD	2,271
Candy, Julie	LAB	294
Conway, Maggie	LAB	292
Bannister, Ruth E.	LAB	279

**Coulsdon West**

<b>Osland, David J.</b>	<b>CON</b>	<b>2,083</b>
<b>Hawkins, Anna</b>	<b>CON</b>	<b>2,081</b>
<b>Barwell, Gavin L.</b>	<b>CON</b>	<b>2,040</b>
Barry, Raymond W.	LAB	788
Lawlor, Wayne J.P.	LAB	729
Hoda, Aslam M.	LAB	710
Austin, Kathleen V.	LD	595
Bristow, Avril S.	LD	592
Evans, Linda M.	LD	582

**Croham**

<b>Gatland, Maria R.</b>	<b>CON</b>	<b>2,100</b>
<b>Perry, Jason S.</b>	<b>CON</b>	<b>2,008</b>
<b>Neal, Michael A.</b>	<b>CON</b>	<b>1,984</b>
Dare, Graham T.	LD	1,232
Newton, Sarah J.	LD	1,192
Howard-Jones, Gavin T.	LD	1,171
Doughty, Laura T.	LAB	681
Moyse, Stephen C.	LAB	647
Szpera, Louise F.	LAB	583
Alchorn, Brian P.	UKIND	106
Garner, Kathleen	UKIND	93
Lane, Evelyn J.	PC	90
Pearce, Donald	PC	71
Samuel, Mark R.L.	PC	58

**Fairfield**

<b>Coatman, Robert W.</b>	<b>CON</b>	<b>1,816</b>
<b>Knight, Patricia F.L.</b>	<b>CON</b>	<b>1,752</b>
<b>Yates, Audrey-Marie N.</b>	<b>CON</b>	<b>1,636</b>
Hall, Simon A.	LAB	1,417
O'Donnell, Dominic G.	LAB	1,381
Parkinson, Paul R.M.	LAB	1,316
Beadle, Robert	LD	486
Whitehouse, Joanne A.	LD	473
Cartwright, John S.	MRL	209

**Fieldway**

<b>Walker, James L.</b>	<b>LABCP</b>	<b>1,007</b>
<b>Walker, Mary M.</b>	<b>LABCP</b>	<b>934</b>
Cowling, George A.	CON	529
Hamblett, Joy M.	CON	497

**Heathfield**

<b>Pelling, Andrew J.</b>	<b>CON</b>	<b>2,445</b>
<b>Mead, Margaret V.</b>	<b>CON</b>	<b>2,411</b>
<b>Taylor, Enley</b>	<b>CON</b>	<b>2,192</b>
Bradstock, Andrew W.	LAB	986
O'Donnell, Moira	LAB	956
Aslam, Mohammad	LAB	843
Harker, Alan G.	UKIND	288

**Kenley**

<b>Buttinger, Janice A.</b>	<b>CON</b>	<b>2,274</b>
<b>Hollands, Steven L.V.</b>	<b>CON</b>	<b>2,196</b>
<b>O'Connell, Stephen J.</b>	<b>CON</b>	<b>2,185</b>
Catto, Angela M.	LD	647
Hargreaves, Jeremy A.	LD	579
Gauge, Susan B.	LD	543
Buttigieg, Barry P.	LAB	528
Jamison, Zenia R.S.	LAB	480
Chowdhury, Sherwan H.	LAB	479

**New Addington**

<b>Kirby, Brenda P.</b>	<b>LAB</b>	<b>1,040</b>
<b>Ward, Christopher</b>	<b>LAB</b>	<b>928</b>
Kirby, Peter T.	CON	815
Stewart, Kathryn J.	CON	796
Sullivan, Robin	LD	136
Sullivan, Susannah R.	LD	125

**Norbury**

<b>Mansell, Margaret R.</b>	<b>LAB</b>	<b>2,254</b>
<b>Khan, Shafi</b>	<b>LAB</b>	<b>2,227</b>
<b>Hopson, Peter W.</b>	<b>LAB</b>	<b>2,147</b>
Bennett, Susan E.	CON	2,014
Hutchens, Gloria J.	CON	2,004
Sheikh, Rukhsana T.	CON	1,885
Sherlock, Frederick A.	IND	652

**Purley**

<b>Bass, Graham J.</b>	<b>CON</b>	<b>2,099</b>
<b>Millard, Derek G.</b>	<b>CON</b>	<b>2,056</b>
<b>Speakman, Donald S.</b>	<b>CON</b>	<b>1,985</b>
Brooks, Beata	LAB	696
Pandita-Gunawardena, Suren D.	LAB	658
Burnett, Gordon E.	LD	654
Paterson, Barry G.	LAB	642
Randall, Pamela A.	LD	604
Gatland, Mervyn R.	LD	566

**Sanderstead**

<b>Hale, Lynne C.</b>	<b>CON</b>	<b>2,797</b>
<b>Shaw, Eric</b>	<b>CON</b>	<b>2,740</b>
<b>Pollard, Timothy S.</b>	<b>CON</b>	<b>2,678</b>
Young, Richard B.	LAB	537
Bishopp, Michael T.A.	LD	531
Wolf, Elizabeth M.	LAB	517
Brooks, Robert C.E.	LAB	511
Frith, Michael K.	LD	491
Gauge, Geoffrey V.	LD	470

**Selhurst**

<b>Letts, Toni E.</b>	<b>LAB</b>	<b>1,685</b>
<b>O'Neill, Nuala</b>	<b>LAB</b>	<b>1,641</b>
<b>Ryan, Michael G.</b>	<b>LAB</b>	<b>1,535</b>
Drake, Barbara	CON	597
Parker, Jane	CON	558
Pollard, Helen S.	CON	540
Green, Mark A.	LD	367
Hutcheson, Pamela A.	LD	335
Roulstone, Lynn H.	LD	332

**Selsdon and Ballards**

<b>Mead, Dudley S.</b>	<b>CON</b>	<b>2,692</b>
<b>Thomas, Philip J.</b>	<b>CON</b>	<b>2,606</b>
<b>Storey, Julian E.</b>	<b>CON</b>	<b>2,564</b>
Anderson, Ashton L.	LAB	619
Jefkins, John M.	LD	616
Simkins, John C.	LAB	611
Burnett, Margaret L.	LD	561
Goonetilleke, Rae F.E.	LAB	552

**Shirley**

<b>Marshall, Janet A.</b>	<b>CON</b>	<b>2,372</b>
<b>Fisher, Michael D.</b>	<b>CON</b>	<b>2,040</b>
<b>Chatterjee, Richard R.</b>	<b>CON</b>	<b>1,978</b>
Jones, Sarah A.	LAB	1,343
Plackett, Richard M.	LAB	1,205
Davies, David L.	LAB	1,135
West, Patricia F.	LD	448
Sorensen, Ejnar	LD	413
West, Paul F.	LD	407

**South Norwood**

<b>Avis, Jane</b>	<b>LAB</b>	<b>1,574</b>
<b>Jewitt, Michael</b>	<b>LAB</b>	<b>1,471</b>
<b>Bagnall, Andrew S.K.</b>	<b>LAB</b>	<b>1,392</b>
Miles, Pauline	CON	1,011
Kowalska, Helena M.	CON	991
Tooze, John L.	CON	787
Hardy-McBride, Julie	LD	469
Axford, Graham	LD	450
Perry, Jan	LD	442
Fewster, Brian	GRE	278
Newman, Ronald L.J.	UKIND	127
Smith, Alan G.	UKIND	104
Smith, Claire J.	UKIND	95

**Thornton Heath**

<b>Clouder, Patricia</b>	<b>LAB</b>	<b>1,794</b>
<b>Dennis, Adrian S.</b>	<b>LAB</b>	<b>1,759</b>
<b>Woodley, Louisa P.</b>	<b>LAB</b>	<b>1,648</b>
Felberg, Malcolm	CON	757
Price, Andrew R.	CON	691
Young, David H.	CON	662
Pocock, Beryl R.	LD	376
Fillingham, Elaine	LD	373
Pocock, Christopher M.	LD	334
Dalton, Ronald G.	IND	234
Ismail, Shabir	IND	173

**Upper Norwood**

<b>Ryan, Patrick T.</b>	<b>LAB</b>	<b>1,998</b>
<b>Malyan, Hugh D.</b>	<b>LAB</b>	<b>1,961</b>
<b>Payne, Ian G.</b>	<b>LAB</b>	<b>1,828</b>
Clancy, Luke S.	CON	1,246
Hawkins, Quentin J.	CON	1,183
Gunter, Tirena	CON	1,164
Morley, Geoffrey	LD	432
Cornell, John	LD	400
Gladden, John	PC	229

**Waddon**

<b>Butler, Alison J.</b>	<b>LAB</b>	<b>1,609</b>
<b>McAree, Charlotte M.</b>	<b>LAB</b>	<b>1,585</b>
<b>Smith, Paul J.</b>	<b>LAB</b>	<b>1,532</b>
Driver, Jonathan M.	CON	1,524
Calvert, Rex A.J.	CON	1,522
Gamble, Philip P.	CON	1,475
Leck, Joan	LD	413
Roquette, Suzanne U.	LD	401
Gauge, Patricia	LD	394

**West Thornton**

<b>Chandarana, Raj</b>	<b>LAB</b>	<b>1,691</b>
<b>Khan, Bernadette</b>	<b>LAB</b>	<b>1,547</b>
<b>Tiedemann, Martin A.</b>	<b>LAB</b>	<b>1,506</b>
Filbey, George A.	CON	704
Bhagat, Parshotam L.	CON	675
Leese, Christopher P.	CON	586
Malik, Saeed A.	LD	313
Reilly, Christopher A.	LD	306
Watson, Susan L.	LD	296

**Woodside**

<b>Jewitt, Karen</b>	<b>LAB</b>	<b>1,824</b>
<b>Newman, Anthony J.</b>	<b>LAB</b>	<b>1,774</b>
<b>Scott, Paul W.</b>	<b>LAB</b>	<b>1,623</b>
Grainger, Benjamin J.	CON	941
Frost, Lindsay P.	CON	938
North, Joan M.	CON	891
Finegan, Brian P.	IND	583
Salter, Christina M.	IND	525

**By-elections****Rylands**

9 July 1998

<b>Woodley, Louisa P.</b>	<b>LAB</b>	<b>1,033</b>
Filbey, George A.	CON	623
Waterhouse, Hilary J.	LD	102
Cartwright, John S.	MRL	21
<i>Resignation of Woodley, Louisa P. (LAB)</i>		

*No change***New Addington**

4 May 2000

<b>Kirby, Brenda P.</b>	<b>LAB</b>	<b>1,073</b>
Miller, John R.	CON	882
Schlich, George W.	LD	153
Cartwright, John S.	Official MRL	62
<i>Resignation of Shawcross, Valerie (LAB)</i>		

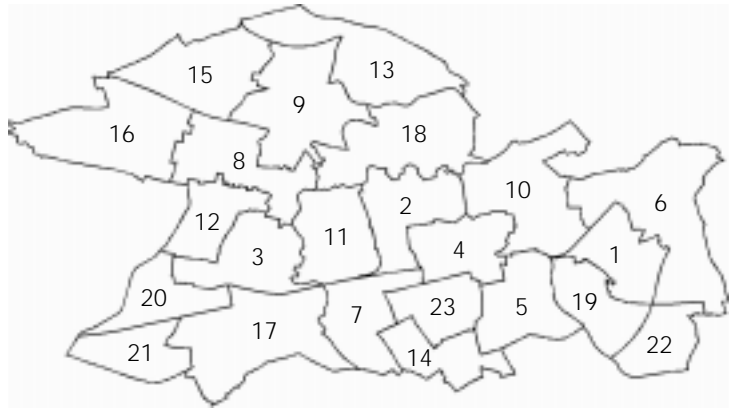
*No change*



# Ealing

## Labour administration

1	Acton Central	13	North Greenford
2	Cleveland	14	Northfield
3	Dormers Wells	15	Northolt Mandeville
4	Ealing Broadway	16	Northolt West End
5	Ealing Common	17	Norwood Green
6	East Acton	18	Perivale
7	Elthorne	19	South Acton
8	Greenford Broadway	20	Southall Broadway
9	Greenford Green	21	Southall Green
10	Hanger Hill	22	Southfield
11	Hobbayne	23	Walpole
12	Lady Margaret		



## State of the parties, 1964-02

	CON	LAB	LD	other	total
2.5.02	17	48	4	-	69
7.5.98	15	53	3	-	71
5.5.94	20	48	3	-	71
3.5.90	40	30	-	-	70
8.5.86	20	47	3	-	70
6.5.82	37	30	3	-	70
4.5.78	41	28	-	1	70
4.5.74	24	36	-	-	60
13.5.71	20	40	-	-	60
9.5.68	53	5	-	2	60
7.5.64	26	34	-	-	60

## % share of the poll, 1964-02

	% poll	CON	LAB	LD	other
2.5.02	31.4	29.6	44.8	15.8	9.8
7.5.98	33.5	30.6	48.4	13.4	7.7
5.5.94	49.5	38.2	47.6	10.2	4.0
3.5.90	49.0	43.6	42.3	9.4	4.7
8.5.86	47.9	35.0	46.1	16.6	2.3
6.5.82	49.5	41.1	35.0	21.1	2.8
4.5.78	46.8	50.5	43.4	4.6	1.5
4.5.74	40.3	42.6	46.0	9.0	2.4
13.5.71	44.6	41.9	51.8	1.9	4.4
9.5.68	42.4	63.7	27.4	3.8	5.1
7.5.64	43.6	44.0	47.9	6.4	1.8

## Changes 1998-02

	CON	LAB	LD	other	total
Old council 02	16	52	3	-	71
Vacancies	-	-	-	-	-
By-elections	+1	-1	-	-	-
Allegiance changes	-	-	-	-	-
New council 98	15	53	3	-	71

## General statistics

		Ealing	London
May 2002	Electorate	214,317	5,209,247
May 1998	Electorate	210,753	5,010,999
Mid 2002 (GLA)	Resident population aged 18 and over	245,100	5,859,600
Mid 1998 (ONS)	Resident population aged 18 and over	232,300	5,536,100
May 2002	% unemployed	4.3	4.8
May 1998	% unemployed	5.5	6.7
April 2002	Band 'D' council tax	£885	£895
April 1998	Band 'D' council tax	£643	£687

**% share of the poll**

	Date	%poll	CON	LAB	LD	GRE	others	
Acton Central	2.5.02	26.1	27.9	43.3	13.7	15.2		
Cleveland	2.5.02	39.7	36.8	26.7	24.8	9.1	UKIND 2.6	
Dormers Wells	2.5.02	26.8	14.9	64.1	7.8	6.2	SLAB 7.0	
Ealing Broadway	2.5.02	31.5	47.2	24.1	15.8	13.0		
Ealing Common	2.5.02	35.0	36.6	16.9	35.6	10.9		
East Acton	2.5.02	29.8	37.9	48.9	13.2	-		
Elthorne	2.5.02	29.3	21.9	46.9	16.9	14.4		
Greenford Broadway	2.5.02	27.4	32.9	51.8	15.3	-		
Greenford Green	2.5.02	34.7	47.5	41.4	11.1	-		
Hanger Hill	2.5.02	32.4	51.9	20.4	16.0	11.6		
Hobbayne	2.5.02	31.7	27.4	47.6	12.9	12.2		
Lady Margaret	2.5.02	27.7	16.3	71.0	8.5	-	SLAB 4.2	
North Greenford	2.5.02	34.2	25.5	51.0	11.2	8.0	UKIND 4.3	
Northfield	2.5.02	35.1	30.3	34.1	18.4	17.2		
Northolt Mandeville	2.5.02	33.5	50.3	41.2	8.5	-		
Northolt West End	2.5.02	26.4	28.7	60.1	11.2	-		
Norwood Green	2.5.02	30.0	17.7	68.4	7.3	6.5		
Perivale	2.5.02	31.4	39.9	47.1	13.0	-		
South Acton	2.5.02	29.3	25.1	48.5	22.2	-	SA 4.2	
Southall Broadway	2.5.02	30.9	6.0	73.4	5.3	-	SLAB 15.3	
Southall Green	2.5.02	30.5	7.8	74.7	4.3	3.5	IND 6.3	SLAB 3.4
Southfield	2.5.02	32.8	18.7	22.4	44.3	10.5	IND 1.3	UKIND 2.8
Walpole	2.5.02	35.5	20.5	46.3	11.2	22.0		
<b>By-elections</b>								
<i>Mandeville</i>	<i>30.9.99</i>	<i>22.6</i>	<i>54.8</i>	<i>38.9</i>	<i>6.3</i>	-		
<i>Vale</i>	<i>27.4.00</i>	<i>24.6</i>	<i>44.5</i>	<i>47.5</i>	<i>8.0</i>	-		
<i>Walpole</i>	<i>11.11.99</i>	<i>20.0</i>	<i>36.4</i>	<i>52.3</i>	<i>6.2</i>	-	IGRE 2.3	SLAB 2.9

## Results

## Acton Central

<b>Bell, Julian G.</b>	<b>LAB</b>	<b>1,406</b>
<b>Delaney, John L.</b>	<b>LAB</b>	<b>1,336</b>
<b>Evans, Laurence F.</b>	<b>LAB</b>	<b>1,159</b>
Ryan, Michael J.L.	CON	856
Amin, Faris	CON	848
Ross, John E.	CON	812
Harrison, Matthew	GRE	456
Todd-Drake, Angela M.	LD	438
Lloyd James, Huw	LD	412
Grabowski, Fiona M.	LD	382

## Cleveland

<b>Gibb, Ian</b>	<b>CON</b>	<b>1,481</b>
<b>Castle, Brian H.</b>	<b>CON</b>	<b>1,423</b>
<b>Popham, John A.</b>	<b>CON</b>	<b>1,415</b>
Shaw, Wendy J.	LAB	1,080
Fruzza, Francesco	LD	1,075
Moszczynski, Wiktor A.	LAB	1,056
Kausar, Mohammed S.	LAB	999
Rowley, Simon J.	LD	939
Etessami, Pantea	LD	889
Seibe, Astra I.	GRE	354
Moss, Daniel W.	UKIND	101

## Dormers Wells

<b>Dhami, Tejinder S.</b>	<b>LAB</b>	<b>1,500</b>
<b>Patil, Madhavrao N.</b>	<b>LAB</b>	<b>1,417</b>
<b>Saroo, Joginder S.</b>	<b>LAB</b>	<b>1,348</b>
Bailes-Collins, Margaret J.	CON	344
Langley, Daphne L.	CON	334
Nolder, Anthony D.	CON	313
Butt, Nigar S.	SLAB	207
Banks, David J.	LD	193
Williams, David G.	LD	174
Pidoux, Christopher J.	LD	152
Sanger, Rachel T.	GRE	137
Chandan, Sukant	SLAB	129
Cremer, Iris M.	SLAB	127

## Ealing Broadway

<b>Potts, Ian M.</b>	<b>CON</b>	<b>1,453</b>
<b>Young, Anthony C.B.</b>	<b>CON</b>	<b>1,416</b>
<b>Scott, David A.H.</b>	<b>CON</b>	<b>1,413</b>
Bradbury, James C.	LAB	748
Byrne, Theresa M.	LAB	737
Brett, Sherrell J.	LAB	700
O'Brien, Catherine	LD	521
Hankinson, Vera	LD	482
Maclachlan, Alastair K.	LD	431
Cook, Margaret J.	GRE	392

## Ealing Common

<b>Green, Ian R.</b>	<b>CON</b>	<b>1,339</b>
<b>Ball, Jon T.A.</b>	<b>LD</b>	<b>1,305</b>
<b>Brown, Anthony G.</b>	<b>CON</b>	<b>1,268</b>
Harvey, Becky M.	LD	1,233
Harris, Eileen V.	CON	1,216
Bakhai, Nigel	LD	1,186
Jones, Alan M.	LAB	664
Siddiquey, Ataur R.	LAB	555
Sharma, Renu	LAB	542
Burton, Peter G.H.	GRE	380

## East Acton

<b>Crawford, Kathleen G.</b>	<b>LAB</b>	<b>1,305</b>
<b>Portwood, Philip J.</b>	<b>LAB</b>	<b>1,256</b>
<b>Woodgate, Paul J.</b>	<b>LAB</b>	<b>1,183</b>
Greening, Justine	CON	1,018
Hill, Paul W.	CON	952
Hack, Christopher	CON	931
Allwright, Donald A.	LD	360
Longman, Timothy R.	LD	334
Rose, Margaret J.	LD	318

**Elthorne**

<b>Clements-Elliott, Julia M.</b>	<b>LAB</b>	<b>1,290</b>
<b>Payne, Christopher G.</b>	<b>LAB</b>	<b>1,265</b>
<b>Sondh, Manmohan</b>	<b>LAB</b>	<b>1,115</b>
Bressey, Nina O.	CON	584
Cadier, Paul H.C.	CON	576
Shaw, Audrey P.	CON	552
Hutchison, Peter J.	LD	483
Kendrick, Susan M.	LD	428
Edinburgh, Fay	LD	414
Miles, Deborah	GRE	413
Diamond, Sebastian J.	GRE	360
Earl, Douglas	GRE	352

**Greenford Broadway**

<b>Nirwal, Sonika</b>	<b>LAB</b>	<b>1,252</b>
<b>Stokoe, Jill</b>	<b>LAB</b>	<b>1,230</b>
<b>Thomson, Leonora H.</b>	<b>LAB</b>	<b>1,207</b>
Crosby, Maureen	CON	827
Kent, Kathryn T.	CON	780
Buhler, Mark E.	CON	741
Brooks, Dorothy A.	LD	370
Davies, Roger W.	LD	370
Rowley, Gillian L.	LD	349

**Greenford Green**

<b>Brooks, William R.</b>	<b>CON</b>	<b>1,482</b>
<b>Emment, Susan A.</b>	<b>CON</b>	<b>1,467</b>
<b>Stacey, Jason A.</b>	<b>CON</b>	<b>1,452</b>
Richardson, Neil	LAB	1,350
Turner, Shabira	LAB	1,247
Murtagh, Timothy J.	LAB	1,232
Alcock, Raymond D.	LD	361
Palmer, Patricia R.	LD	339
Jay, Madeline	LD	329

**Hanger Hill**

<b>Pagan, Diana M.</b>	<b>CON</b>	<b>1,646</b>
<b>Yerolemou, Barbara C.</b>	<b>CON</b>	<b>1,618</b>
<b>Sumner, Nigel R.</b>	<b>CON</b>	<b>1,613</b>
Bolland, Joshua D.	LAB	693
Vasey, Sian C.	LAB	632
Said, Atallah S.	LAB	594
Miller, Anthony H.J.	LD	552
Creighton, Christopher B.G.	LD	547
Salaun, Francis P.	LD	407
Byrne, John	GRE	364

**Hobbayne**

<b>Greenhead, Phyllis M.</b>	<b>LAB</b>	<b>1,501</b>
<b>Sears, Stephen A.</b>	<b>LAB</b>	<b>1,436</b>
<b>Wall, Raymond M.</b>	<b>LAB</b>	<b>1,374</b>
Ansell, Joan T.	CON	879
Costello, Colm M.	CON	824
Brooks, Caroline L-J.	CON	776
Harvey, Alison J.	LD	428
McKenna, Joanne C.	LD	392
Outten, Brian A.	GRE	368
Murphy, Oliver P.	LD	349

**Lady Margaret**

<b>Singh, Gurcharan</b>	<b>LAB</b>	<b>1,713</b>
<b>Bagha, Tej R.</b>	<b>LAB</b>	<b>1,668</b>
<b>Dheer, Ranjit L.</b>	<b>LAB</b>	<b>1,635</b>
Lafford, George H.	CON	389
Regan, June D.M.	CON	386
Power, Gerald J.	CON	378
Sharma, Margaret A.	LD	202
Dalal, Rusi K.	LD	201
Dallaway, Shirley M.	LD	199
Basran, Teja S.	SLAB	110
Morgan, David E.	SLAB	104
Rule, Eloisa J.	SLAB	81

**North Greenford**

<b>Porter, Richard A.</b>	<b>LAB</b>	<b>1,668</b>
<b>Varley, Fredrick W.</b>	<b>LAB</b>	<b>1,654</b>
<b>Manro, Shital</b>	<b>LAB</b>	<b>1,618</b>
Freeman, David A.J.	CON	906
Hall, Brenda S.	CON	823
Sandhu, Ajay	CON	744
Douglas, Olive	LD	415
McKay, Helen A.	LD	361
Grajnert, Norah M.	LD	304
Long, Stella K.	GRE	257
Malindine, David	UKIND	140

**Northfield**

<b>Gavan, Kieron M.</b>	<b>LAB</b>	<b>1,276</b>
<b>Woodrooffe, Simon R.</b>	<b>LAB</b>	<b>1,214</b>
<b>Majumdar, Margaret J.</b>	<b>LAB</b>	<b>1,191</b>
Nicholson, Mark D.Y.	CON	1,118
Oxley, Jonathan M.	CON	1,118
Power, Doreen I.	CON	1,025
Dangerfield, Imogen K.	LD	705
Thomas, Kathleen E.F.	LD	702
Allord-Brown, Derek H.	GRE	617
Thornhill, Peter G.	LD	580

**Northolt Mandeville**

<b>Downham, Peter</b>	<b>CON</b>	<b>1,476</b>
<b>Murphy, Glenn M.</b>	<b>CON</b>	<b>1,455</b>
<b>Ware, Hazel E.</b>	<b>CON</b>	<b>1,444</b>
Brown, Allan R.	LAB	1,250
McLeod, Susan E.	LAB	1,175
Mahfouz, Bassam H.	LAB	1,162
Seymour, John K.G.	LD	258
Hatherall, Dietlinde G.	LD	249
Salaman, Myer R.	LD	230

**Northolt West End**

<b>Bond, David F.</b>	<b>LAB</b>	<b>1,487</b>
<b>Hosking, Sophie E.</b>	<b>LAB</b>	<b>1,338</b>
<b>Elliott, Michael N.</b>	<b>LAB</b>	<b>1,299</b>
Furzer, Bernard E.H.	CON	672
Trinder, Joan B.	CON	664
Mordaunt, Hugh	CON	632
Ducker, Judith E.	LD	272
Dee, Patrick F.	LD	248
Goodwin, Ida A.	LD	245

**Norwood Green**

<b>Sharma, Virendra K.</b>	<b>LAB</b>	<b>1,708</b>
<b>Mann, Rajinder S.</b>	<b>LAB</b>	<b>1,664</b>
<b>Aslam, Mohammad</b>	<b>LAB</b>	<b>1,598</b>
Harris, Joseph G.	CON	459
Millican, David	CON	417
Patel, Ravinder	CON	413
Pidoux, Michael G.	LD	192
Tod, Martin P.N.	LD	181
Tod, Michaela M.N.	LD	159
Scrase, Richard J.	GRE	157

**Perivale**

<b>Hunte, Karen H.</b>	<b>LAB</b>	<b>1,390</b>
<b>Karasinski, Mark A.</b>	<b>LAB</b>	<b>1,267</b>
<b>Nijhar, Inderjeet S.</b>	<b>LAB</b>	<b>1,184</b>
Catlin, Christine M.	CON	1,145
Hetherington, Edith J.	CON	1,102
Pile, Clifford J.	CON	1,009
Cummings, Brian E.	LD	383
Wilson, Anne B.	LD	354
Ducker, John F.C.	LD	326

**South Acton**

<b>Brookes, Elizabeth</b>	<b>LAB</b>	<b>1,226</b>
<b>Cudmore, John L.</b>	<b>LAB</b>	<b>1,222</b>
<b>Johnson, Yvonne E.</b>	<b>LAB</b>	<b>1,180</b>
Haythorn, Norma M.McC.	CON	665
Magnowska, Christine R.	CON	621
Moustafa, Wafik	CON	590
O'Connor, Michael	LD	587
Royce, Catherine M.	LD	568
Winkfield, Nicholas J.	LD	504
Hughes, Peter M.	SA	105
Khan, Iqbal	SA	102

**Southall Broadway**

<b>Sahota, Gurdip S.</b>	<b>LAB</b>	<b>1,976</b>
<b>Perdesi, Ram K.</b>	<b>LAB</b>	<b>1,960</b>
<b>Singh, Manjit</b>	<b>LAB</b>	<b>1,941</b>
Brar, Harpal S.	SLAB	424
Samra, Jagdev S.	SLAB	407
Cheema, Surinder	SLAB	396
Belson, Geoffrey P.	CON	175
Boese, Bryan H.	CON	173
Bliss, Nigel	LD	145
Lloyd James, Anne C.M.	LD	144
Dabrowska, Joanna K.	CON	136
Purkiss, Gary W.	LD	132

**Southall Green**

<b>Anand, Jasbir K.</b>	<b>LAB</b>	<b>2,269</b>
<b>Dhindsa, Kamaljit S.</b>	<b>LAB</b>	<b>2,179</b>
<b>Kang, Swarn S.</b>	<b>LAB</b>	<b>2,149</b>
Day, Sheila B.	CON	245
Virdee, Tajinderpal S.	CON	223
Marshall, Myrtle D.	CON	217
Gooch, Paul M.	LD	209
Lal, Kiran	IND	186
Ahmed, Fahim	SLAB	147
Landon, Michael S.	GRE	102
Handley, Beth L.	SLAB	88
Woodcock, Lyn E.	LD	86
Miller, Alan B.	LD	84
Rule, Carlos J.	SLAB	67

**By-elections****Mandeville***CON gain from LAB**30 September 1999*

<b>Murphy, Glenn M.</b>	<b>CON</b>	<b>964</b>
Woodgate, Paul J.	LAB	685
Fruzza, Francesco	LD	110

*Resignation to Reeves, Brian R. (LAB)***Walpole***No change**11 November 1999*

<b>Beecroft, Martin R.</b>	<b>LAB</b>	<b>1,043</b>
Kawczynski, Daniel R.	CON	725
Mitchell, John W.	LD	123
Morgan, David E.	SLAB	57
Seibe, Astra I.	IGRE	45

*Resignation of Benn, Hilary J. (LAB)***Southfield**

<b>Mitchell, Andrew D.</b>	<b>LD</b>	<b>1,490</b>
<b>Rose, Harvey B.</b>	<b>LD</b>	<b>1,440</b>
<b>Malcolm, Gary</b>	<b>LD</b>	<b>1,414</b>
Bastin, Colin	LAB	823
Kietz, Linda J.	LAB	708
Gibbs, Doreen E.	CON	669
Chadha, Philip M.	LAB	668
Young, Janet E.	CON	622
Khan, Jamal A.	CON	541
Meiklejohn, Christina L.V.	GRE	342
Carter, Rex E.J.	UKIND	90
Porter, Adam	IND	43

**Walpole**

<b>Beecroft, Martin R.</b>	<b>LAB</b>	<b>1,851</b>
<b>Gordon, Yoel</b>	<b>LAB</b>	<b>1,731</b>
<b>Wicks, Peter J.</b>	<b>LAB</b>	<b>1,584</b>
Hill, Graham	CON	844
Edwards, Sarah J.	GRE	820
Pack, Michael	CON	731
Kumar, Seema T.	CON	713
Mitchell, John W.	LD	465
Bonar, Stuart A.	LD	451
Parkin, Timothy E.	LD	336

**Vale***No change**27 April 2000*

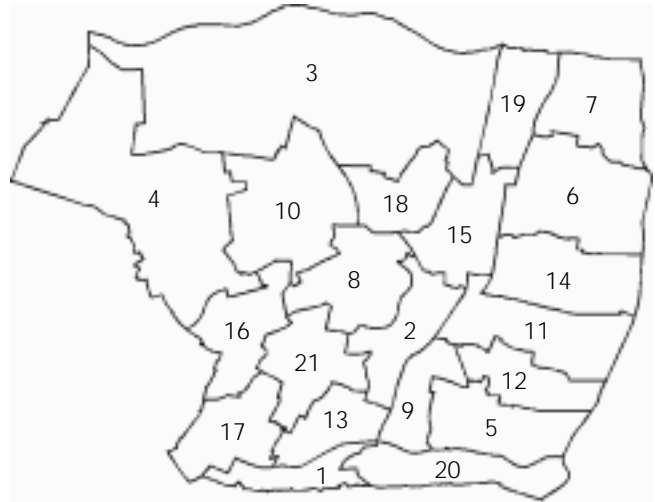
<b>Woodgate, Paul J.</b>	<b>LAB</b>	<b>600</b>
Hill, Paul W.	CON	561
Malcolm, Gary	LD	101

*Resignation of Field, Judith E. (LAB)*

# Enfield

## Conservative administration

1	Bowes	12	Lower Edmonton
2	Bush Hill Park	13	Palmers Green
3	Chase	14	Ponders End
4	Cockfosters	15	Southbury
5	Edmonton Green	16	Southgate
6	Enfield Highway	17	Southgate Green
7	Enfield Lock	18	Town
8	Grange	19	Turkey Street
9	Haselbury	20	Upper Edmonton
10	Highlands	21	Winchmore Hill
11	Jubilee		



## State of the parties, 1964-02

	CON	LAB	LD	other	total
2.5.02	39	24	-	-	63
7.5.98	23	43	-	-	66
5.5.94	25	41	-	-	66
3.5.90	34	32	-	-	66
8.5.86	38	28	-	-	66
6.5.82	47	19	-	-	66
4.5.78	41	19	-	-	60
4.5.74	30	29	1	-	60
13.5.71	32	28	-	-	60
9.5.68	51	9	-	-	60
7.5.64	29	31	-	-	60

## % share of the poll, 1964-02

	% poll	CON	LAB	LD	other
2.5.02	33.7	50.0	35.2	11.0	3.8
7.5.98	33.3	39.4	47.5	11.6	1.5
5.5.94	47.1	39.2	47.3	12.6	1.0
3.5.90	48.0	46.2	38.5	3.4	11.9
8.5.86	46.7	47.0	34.9	16.3	1.8
6.5.82	43.4	50.8	28.0	20.9	0.3
4.5.78	44.6	55.6	33.8	5.2	5.3
4.5.74	38.8	46.8	38.4	14.8	0.0
13.5.71	40.3	46.5	46.9	6.1	0.5
9.5.68	44.8	66.9	24.0	6.7	2.4
7.5.64	41.4	42.6	39.4	11.8	6.2

## Changes 1998-02

	CON	LAB	LD	other	total
Old council 02	23	40	1	1	65
Vacancies	-	1	-	-	1
By-elections	-	-	-	-	-
Allegiance changes	-	-2	+1	+1	-
New council 98	23	43	-	-	66

## General statistics

		Enfield	London
May 2002	Electorate	201,715	5,209,247
May 1998	Electorate	200,913	5,010,999
Mid 2002 (GLA)	Resident population aged 18 and over	208,700	5,859,600
Mid 1998 (ONS)	Resident population aged 18 and over	201,800	5,536,100
May 2002	% unemployed	4.2	4.8
May 1998	% unemployed	6.0	6.7
April 2002	Band 'D' council tax	£955	£895
April 1998	Band 'D' council tax	£680	£687

## % share of the poll

	Date	%poll	CON	LAB	LD	GRE	others
Bowes	2.5.02	28.7	24.1	51.6	11.8	9.9	UKIND 2.6
Bush Hill Park	2.5.02	39.0	60.3	23.2	12.3	-	UKIND 4.2
Chase	2.5.02	36.8	60.4	24.2	15.4	-	
Cockfosters	2.5.02	33.9	67.7	21.6	10.7	-	
Edmonton Green	2.5.02	25.1	25.4	55.3	15.0	-	SA 4.2
Enfield Highway	2.5.02	29.7	53.3	46.7	-	-	
Enfield Lock	2.5.02	31.6	54.5	45.5	-	-	
Grange	2.5.02	43.0	68.2	17.4	12.3	-	UKIND 2.1
Haselbury	2.5.02	27.6	34.8	54.6	10.6	-	
Highlands	2.5.02	41.4	65.8	16.9	10.7	6.6	
Jubilee	2.5.02	32.3	48.7	51.3	-	-	
Lower Edmonton	2.5.02	28.8	30.2	40.2	13.2	9.6	IND 6.9
Palmers Green	2.5.02	35.3	37.0	43.9	10.2	8.9	
Ponders End	2.5.02	25.3	34.4	53.2	12.3	-	
Southbury	2.5.02	31.9	43.7	40.2	16.2	-	
Southgate	2.5.02	35.3	49.8	26.9	23.3	-	
Southgate Green	2.5.02	37.5	39.6	33.8	16.2	8.6	CPA 1.8
Town	2.5.02	42.2	62.3	18.9	18.8	-	
Turkey Street	2.5.02	34.0	61.5	38.5	-	-	
Upper Edmonton	2.5.02	26.0	40.3	59.7	-	-	
Winchmore Hill	2.5.02	39.5	51.3	28.9	10.2	9.6	

## By-elections

Arnos	3.12.98	24.7	36.1	44.0	6.2	-	ILAB 13.7
Chase	23.8.01	29.7	53.5	26.3	18.2	2.0	



## Results

## Bowes

<b>Brett, Yasemin</b>	<b>LAB</b>	<b>1,398</b>
<b>Rodin, Jeffrey L.</b>	<b>LAB</b>	<b>1,315</b>
<b>Georgiou, Achilleas</b>	<b>LAB</b>	<b>1,282</b>
Bolton, Steven P.	CON	679
Brown, Felicity A.	CON	653
Yousefzadeh, Bettina	CON	538
Davenport, Laura	GRE	304
Staines, Leslie R.	LD	304
Doughty, Katharine	GRE	233
Steer, Richard M.	GRE	232
Hall, Brian J.	UKIND	70
Freshwater, Roy A.	UKIND	62

## Bush Hill Park

<b>Jackson, John W.E.</b>	<b>CON</b>	<b>2,400</b>
<b>Wyatt, John A.</b>	<b>CON</b>	<b>2,276</b>
<b>Savva, Eleftherious</b>	<b>CON</b>	<b>2,272</b>
Hargreaves, Neil	LAB	974
Erinosa, Oluyemisi	LAB	867
Perera Kuranage, Tiddy E.	LAB	830
Spinks, Michael J.	LD	565
Wiggett, Joy C.	LD	433
Stone, Jacqueline A.	LD	421
Rolph, Frederick J.	UKIND	181
Rolph, Gwyneth W.	UKIND	144

## Chase

<b>Dey, Anthony</b>	<b>CON</b>	<b>2,162</b>
<b>Laban, Matthew W.</b>	<b>CON</b>	<b>2,084</b>
<b>Macphail, Alasdair C.M.</b>	<b>CON</b>	<b>2,016</b>
Bearryman, Caitriona	LAB	879
Hamilton, Ian W.	LAB	823
Worth, Ann L.	LAB	813
Macleod, Angus M.	LD	533

## Cockfosters

<b>Lavender, Michael D.</b>	<b>CON</b>	<b>2,293</b>
<b>Antoniou, Constantinos G.</b>	<b>CON</b>	<b>2,203</b>
<b>McCannah, Paul J.</b>	<b>CON</b>	<b>2,186</b>
Finni, Andrew A.	LAB	749
Leaver, Timothy	LAB	722
Walker-McAllister, Sian	LAB	658
Strange, Hanne	LD	390
Morphakis, Androulla	LD	356
Qayyum, Iqbal	LD	306

## Edmonton Green

<b>Headley, Denise</b>	<b>LAB</b>	<b>1,352</b>
<b>Stafford, Andrew</b>	<b>LAB</b>	<b>1,182</b>
<b>Mattingly, Alexander W.</b>	<b>LAB</b>	<b>1,177</b>
Gooch, Celia A.	CON	590
Charles, Amos A.P.	CON	579
Smith, Joseph V.	CON	538
Dankyi, Doreen	LD	376
Stone, Trevor R.	LD	343
Kangellaris, Constantia	LD	290
Medwell, Howard W.	SA	95

## Enfield Highway

<b>Price, Bill</b>	<b>CON</b>	<b>1,459</b>
<b>Steven, James B.</b>	<b>CON</b>	<b>1,397</b>
<b>Nicholas, Andrew C.</b>	<b>CON</b>	<b>1,396</b>
Buckley, Roger	LAB	1,300
Grayston, Brian G.	LAB	1,223
Orhan, Ayfer	LAB	1,199

## Enfield Lock

<b>Ford, Norman G.</b>	<b>CON</b>	<b>1,555</b>
<b>Heathwood, Penelope</b>	<b>CON</b>	<b>1,446</b>
<b>Hall, Jonas</b>	<b>CON</b>	<b>1,385</b>
Lappage, Bernadette	LAB	1,256
McManus, Terence	LAB	1,204
Romain, Lynette M.	LAB	1,200

**Grange**

<b>Ingham, Paul F.J.</b>	<b>CON</b>	<b>2,730</b>
<b>Neville, Terence F.</b>	<b>CON</b>	<b>2,726</b>
<b>Vince, Glynis L.</b>	<b>CON</b>	<b>2,726</b>
Kinsler, Hazel M.	LAB	738
Ellerby, Julian P.	LAB	705
Taylor, Raman V.	LAB	644
Osman, Helen	LD	525
Hicks, Elizabeth M.	LD	504
Steel, Michael C.F.	LD	444
Hoye, Stephen G.	UKIND	89
Jeal, David M.	UKIND	80

**Haselbury**

<b>Goddard, Derek StL.</b>	<b>LAB</b>	<b>1,369</b>
<b>Savva, George A.</b>	<b>LAB</b>	<b>1,319</b>
<b>Salako, Ola C.</b>	<b>LAB</b>	<b>1,290</b>
Chowdhury, Shamsuddin	CON	864
Williams, Christine F.	CON	839
Gosnell, Mary P.	CON	829
McGowan, Stuart G.	LD	283
Steel, Margaret J.	LD	279
Zietman, Ivor	LD	208

**Highlands**

<b>Yates, John M.</b>	<b>CON</b>	<b>2,686</b>
<b>Delman, Dogan</b>	<b>CON</b>	<b>2,650</b>
<b>Pearce, Annemarie D.</b>	<b>CON</b>	<b>2,643</b>
Londesborough, Stephen H.M.	LAB	708
Jemal, Jansev	LAB	676
Mann, Stephen A.	LAB	664
McGee, Terence	LD	490
Osman, David A.	LD	412
Constantinidis, Ekaterini	LD	396
Mister, Henry F.	GRE	265

**Jubilee**

<b>Buckland, Jayne C.</b>	<b>LAB</b>	<b>1,421</b>
<b>Hasan, Ahmet</b>	<b>LAB</b>	<b>1,401</b>
<b>Andrew, Christopher R.</b>	<b>CON</b>	<b>1,383</b>
Murphy, Christopher M.	LAB	1,380
White, Peter J.	CON	1,313
Kemal, Yunus	CON	1,292

**Lower Edmonton**

<b>McAllister, Gerard M.</b>	<b>LAB</b>	<b>1,150</b>
<b>Giladi, Vivien M.</b>	<b>LAB</b>	<b>1,117</b>
<b>Sandilands, Hyacinth V.</b>	<b>LAB</b>	<b>1,065</b>
Osborn, Shirley I.	CON	876
James, Victor	CON	863
Polycarpou, Pepi	CON	765
Ismailoglu, Yashar	LD	383
Morrison, Clive W.	LD	347
Armstrong, Nina R.	GRE	265
Smythe, Eric J.C.	IND	190

**Palmers Green**

<b>Charalambous, Charalambos</b>	<b>LAB</b>	<b>1,559</b>
<b>McCartney, Joanne</b>	<b>LAB</b>	<b>1,479</b>
<b>Cole, Christopher V.</b>	<b>LAB</b>	<b>1,448</b>
Dervish, Erdogan	CON	1,291
Joannides, Chris	CON	1,271
Page, Raymond H.	CON	1,223
Swinton, Ian D.	LD	357
Malone, Brendan J.	LD	351
Gilbride, Kevin F.	LD	339
Linton, William A.	GRE	302

**Ponders End**

<b>During, Christiana O.A.</b>	<b>LAB</b>	<b>1,185</b>
<b>Bond, Christopher J.</b>	<b>LABCP</b>	<b>1,182</b>
<b>Taylor, Douglas</b>	<b>LAB</b>	<b>1,155</b>
Green, Douglas	CON	783
Perryman, Peter	CON	759
Shadbolt, Gillian	CON	735
Belton, Patricia A.	LD	338
Stainer, Alan I.	LD	248
Stainer, Lorce	LD	230

**Southbury**

<b>Fallart, Peter D.</b>	<b>CON</b>	<b>1,343</b>
<b>Chamberlain, Lee</b>	<b>CON</b>	<b>1,327</b>
<b>Richards, Irene M.</b>	<b>LAB</b>	<b>1,266</b>
Hamilton, Christine A.	LAB	1,243
Noyan, Metin	CON	1,234
Watts, George A.	LAB	1,082
Digby, Jean P.	LD	482

**Southgate**

<b>Hayward, Robert G.</b>	<b>CON</b>	<b>1,610</b>
<b>Smith, Edward M.I.</b>	<b>CON</b>	<b>1,596</b>
<b>Smith, Terence F.</b>	<b>CON</b>	<b>1,524</b>
Wiggett, Ivor	LAB	882
Sava, Theo	LAB	848
Walton, Mark J.	LAB	831
Peters, David R.S.	LD	766
Marchant, Margaret M.L.	LD	756
Rebak, David K.	LD	691

**Southgate Green**

<b>Barker, Alan G.</b>	<b>CON</b>	<b>1,703</b>
<b>Schofield, David L.</b>	<b>CON</b>	<b>1,660</b>
<b>Zinkin, Ann</b>	<b>CON</b>	<b>1,655</b>
Simpson, Paul R.N.	LAB	1,478
Attariwala, Surinder S.	LAB	1,443
Ibrahim, Tahsin	LAB	1,368
Trup, Michael	LD	686
Clark, Frederick W.	GRE	404
Doughty, Trevor	GRE	320
Toolan, Bernard	CPA	77

**Town**

<b>Egan, John P.</b>	<b>CON</b>	<b>2,759</b>
<b>Eustance, Graham G.</b>	<b>CON</b>	<b>2,728</b>
<b>Rye, Michael J.</b>	<b>CON</b>	<b>2,666</b>
Jephcott, Christopher J.A.	LD	877
Hall, Wendy	LAB	846
Shepherd, Alison E.	LAB	834
Macleod, Fiona J.	LD	831
Hegarty, Martin	LAB	795
Dubow, Robin L.	LD	759

**Turkey Street**

<b>Adams, Pamela J.</b>	<b>CON</b>	<b>1,790</b>
<b>Jukes, Eric</b>	<b>CON</b>	<b>1,772</b>
<b>Boast, John R.</b>	<b>CON</b>	<b>1,729</b>
Simon, Tobias R.M.	LAB	1,119
Avanzato, Gioacchino V.	LAB	1,115
Pakes, Andrew E.	LAB	1,072

**Upper Edmonton**

<b>Anolue, Catherine</b>	<b>LAB</b>	<b>1,402</b>
<b>Constantinides, Andreas</b>	<b>LAB</b>	<b>1,362</b>
<b>Costello, Elizabeth M.</b>	<b>LAB</b>	<b>1,319</b>
Wright, Anne M.	CON	920
Kadir, Kamuran M.	CON	917
Vince, Roger D.	CON	916

**Winchmore Hill**

<b>Burrowes, David J.B.</b>	<b>CON</b>	<b>2,174</b>
<b>Prescott, Martin L.</b>	<b>CON</b>	<b>2,051</b>
<b>Hurer, Ertan</b>	<b>CON</b>	<b>2,031</b>
Cranfield, Ingrid E.	LAB	1,263
Lemonides, Costantinos	LAB	1,180
Oykener, Ahmet	LAB	1,089
Wright, John	LD	422
Dubow, Lisa	LD	414
Deo, Surendra	LD	409
Graham-Leigh, Elaine A.	GRE	391

**By-elections****Arnos**

3 December 1998

<b>Giladi, Vivien M.</b>	<b>LAB</b>	<b>608</b>
Robertson, Martin C.	CON	499
Course, Richard	ILAB	190
Peters, David R.S.	LD	85
<i>Resignation of Borkett, Ian H. (LAB)</i>		

No change

**Chase**

23 August 2001

<b>Laban, Matthew</b>	<b>CON</b>	<b>937</b>
McManus, Terence	LAB	461
Jephcott, Christopher J.A.	LD	318
Davenport, Laura E.	GRE	35
<i>Death of Ford, Peggy (CON)</i>		

No change

# Greenwich

## Labour administration

1	Abbey Wood	10	Kidbrooke with Hornfair
2	Blackheath Westcombe	11	Middle Park and Sutcliffe
3	Charlton	12	Peninsula
4	Coldharbour and New Eltham	13	Plumstead
5	Eltham North	14	Shooters Hill
6	Eltham South	15	Thamesmead Moorings
7	Eltham West	16	Woolwich Common
8	Glyndon	17	Woolwich Riverside
9	Greenwich West		



## State of the parties, 1964-02

	CON	LAB	LD	other	total
2.5.02	9	38	4	-	51
7.5.98	8	52	2	-	62
5.5.94	8	47	3	4	62
3.5.90	12	44	2	4	62
8.5.86	12	44	6	-	62
6.5.82	16	43	3	-	62
4.5.78	17	45	-	-	62
4.5.74	8	52	-	-	60
13.5.71	5	55	-	-	60
9.5.68	38	22	-	-	60
7.5.64	11	49	-	-	60

## % share of the poll, 1964-02

	% poll	CON	LAB	LD	other
2.5.02	29.9	25.9	46.1	20.6	7.3
7.5.98	32.2	27.3	55.5	14.1	3.1
5.5.94	47.6	21.8	51.8	18.4	8.0
3.5.90	51.1	20.5	39.9	6.5	33.2
8.5.86	47.8	27.4	45.9	25.8	0.9
6.5.82	45.5	32.9	40.0	26.3	0.8
4.5.78	44.8	42.1	53.9	2.2	1.7
4.5.74	36.0	33.1	60.6	5.1	1.2
13.5.71	44.3	29.5	69.0	0.5	1.0
9.5.68	38.2	53.5	43.2	2.5	0.8
7.5.64	36.0	32.4	64.0	3.2	0.4

## Changes 1998-02

	CON	LAB	LD	other	total
Old council 02	8	52	2	-	62
Vacancies	-	-	-	-	-
By-elections	-	-	-	-	-
Allegiance changes	-	-	-	-	-
New council 98	8	52	2	-	62

## General statistics

		Greenwich	London
May 2002	Electorate	156,053	5,209,247
May 1998	Electorate	151,916	5,010,999
Mid 2002 (GLA)	Resident population aged 18 and over	166,300	5,859,600
Mid 1998 (ONS)	Resident population aged 18 and over	160,500	5,536,100
May 2002	% unemployed	6.2	4.8
May 1998	% unemployed	9.0	6.7
April 2002	Band 'D' council tax	£954	£895
April 1998	Band 'D' council tax	£883	£687

**% share of the poll**

	Date	%poll	CON	LAB	LD	GRE	others	
Abbey Wood	2.5.02	23.7	17.1	55.0	28.0	-		
							<b>UKIND</b>	
Blackheath Westcombe	2.5.02	39.1	36.3	40.1	19.9	-	3.6	
							<b>UKIND</b>	
Charlton	2.5.02	28.6	13.2	48.2	17.1	16.2	5.3	
Coldharbour and New Eltham	2.5.02	36.6	49.9	33.3	16.8	-		
							<b>SA</b>	
Eltham North	2.5.02	44.4	45.9	35.9	14.9	-	3.3	
Eltham South	2.5.02	36.8	37.1	26.8	36.1	-		
Eltham West	2.5.02	30.7	26.1	60.1	13.8	-		
Glyndon	2.5.02	23.0	13.1	59.8	16.9	-	10.2	
							<b>SA</b>	
Greenwich West	2.5.02	26.7	17.9	42.4	17.2	16.1	6.5	
							<b>F UKIND</b>	
Kidbrooke with Hornfair	2.5.02	26.9	21.2	40.7	14.7	-	14.8	8.6
							<b>IND</b>	
Middle Park and Sutcliffe	2.5.02	35.2	17.8	32.4	39.0	7.1	3.7	
Peninsula	2.5.02	27.0	19.9	55.1	25.1	-		
Plumstead	2.5.02	25.4	16.5	51.6	16.9	15.0		
Shooters Hill	2.5.02	31.7	24.4	54.8	20.8	-		
Thamesmead Moorings	2.5.02	18.2	17.5	64.9	17.6	-		
							<b>CPA</b>	<b>IND</b>
Woolwich Common	2.5.02	28.7	16.2	57.4	15.8	-	7.0	3.6
Woolwich Riverside	2.5.02	22.8	16.1	65.6	18.3	-		

**By-elections**

<i>Burrage</i>	<i>7.6.01</i>	<i>47.6</i>	<i>15.4</i>	<i>65.4</i>	<i>14.3</i>	-	<i>SA</i> <i>5.0</i>	
<i>New Eltham</i>	<i>23.3.00</i>	<i>35.9</i>	<i>50.4</i>	<i>41.2</i>	<i>6.2</i>	<i>2.2</i>		
<i>Trafalgar</i>	<i>4.5.00</i>	<i>40.4</i>	<i>14.0</i>	<i>47.9</i>	<i>33.4</i>	-	<i>IND</i> <i>4.7</i>	

## Results

## Abbey Wood

<b>Mardner, Clive B.</b>	<b>LAB</b>	<b>1,196</b>
<b>Danesi, Ismail A.</b>	<b>LAB</b>	<b>1,148</b>
<b>Offord, Stephen J.G.</b>	<b>LAB</b>	<b>1,121</b>
Headon, Thomas	LD	645
Soanes, Bonnie C.	LD	609
Tostevin, Leonard G.	LD	510
Allanson, Steven	CON	392
Thomson, Bryden J.	CON	369
Thomson, Shoshana M.	CON	314

## Blackheath Westcombe

<b>Grant, Alexander H.W.</b>	<b>LAB</b>	<b>1,776</b>
<b>Keys, Annie P.</b>	<b>LAB</b>	<b>1,539</b>
<b>Harris, Hugh R.</b>	<b>CON</b>	<b>1,507</b>
Stiles, Matthew A.V.	LAB	1,503
Brighty, Geoffrey E.	CON	1,491
Truss, Elizabeth M.	CON	1,360
Smart, Michael W.	LD	798
Elms, Jeremy C.	UKIND	145

## Charlton

<b>Gillman, Janet M.</b>	<b>LAB</b>	<b>1,827</b>
<b>Lewis, Robert E.</b>	<b>LAB</b>	<b>1,433</b>
<b>Parker, Gary</b>	<b>LAB</b>	<b>1,402</b>
McGuinness, Justine E.	LD	550
Sharman, David T.	GRE	521
Rabbitt, Patricia M.	CON	447
Hatch, Guy S.	CON	442
Stirling, Sheila J.	CON	390
Lay, Edwin	UKIND	171

## Coldharbour and New Eltham

<b>Mepsted, Dorothy O.</b>	<b>CON</b>	<b>1,823</b>
<b>Hills, Albert J.</b>	<b>CON</b>	<b>1,736</b>
<b>Taylor, Christopher J.M.</b>	<b>CON</b>	<b>1,729</b>
Groves, Barrie	LAB	1,270
Best, Alfred F.	LAB	1,193
Jawaid, Sajid	LAB	1,060
Gentry, Paul G.	LD	592

## Eltham North

<b>Poston, Dermot D.</b>	<b>CON</b>	<b>1,914</b>
<b>Drury, Spencer</b>	<b>CON</b>	<b>1,893</b>
<b>Ellison, Douglas B.</b>	<b>CON</b>	<b>1,841</b>
May, Peter R.	LAB	1,537
Jones, Beverley A.	LAB	1,474
Patel, Kanta M.	LAB	1,400
Blackburn, Helen	LD	651
Hagyard, John	LD	615
Gent, Anthea H.	LD	569
Liddle, Terence S.	SA	134

## Eltham South

<b>King, Peter J.H.</b>	<b>CON</b>	<b>1,271</b>
<b>Glover, Eileen</b>	<b>CON</b>	<b>1,250</b>
<b>Pattenden, Mark S.</b>	<b>LD</b>	<b>1,242</b>
Davis, Andrew P.	LD	1,232
Simpson, James M.W.	CON	1,182
Le Breton, Christopher D.G.	LD	1,133
Littlefield, John C.	LAB	936
Roffe, Martin A.	LAB	901
Quibell, Richard	LAB	844

## Eltham West

<b>Hayes, Michael R.</b>	<b>LAB</b>	<b>1,791</b>
<b>Freeman, William</b>	<b>LAB</b>	<b>1,783</b>
<b>Walker, Raymond G.A.</b>	<b>LAB</b>	<b>1,693</b>
Brinkhurst, Amanda K.	CON	790
Drury, Elizabeth P.	CON	767
Head, Emily J.E.	CON	734
Ottery, Edward	LD	403

## Glyndon

<b>Austen, Donald J.</b>	<b>LAB</b>	<b>1,302</b>
<b>Tyler, Paul F.</b>	<b>LAB</b>	<b>1,198</b>
<b>Wakefield, John R.</b>	<b>LAB</b>	<b>1,142</b>
Bishop, Margaret	LD	375
Jenkins, Martin F.	LD	312
Hoppe, Claudia M.	CON	293
Thomson, Christopher J.	CON	268
Thomson, Kurt A.	CON	234
Chamberlain, Lynne C.	SA	207

**Greenwich West**

<b>O'Mara, Maureen</b>	<b>LAB</b>	<b>1,149</b>
<b>Grant, David I.</b>	<b>LAB</b>	<b>1,111</b>
<b>Sekhon, Jagir K.</b>	<b>LAB</b>	<b>1,002</b>
Candlin, George A.	CON	501
Miller, Suzanne J.	LD	476
Smith, Andrew C.	LD	472
O'Leary, Hugh R.	CON	447
O'Loan, Michael I.	CON	428
Holden, Gary	GRE	414
Buckley, Niall S.	LD	374
Strom, Marcus	SA	166

**Kidbrooke with Hornfair**

<b>Adams, Norman R.</b>	<b>LAB</b>	<b>1,223</b>
<b>Cove, John A.</b>	<b>LAB</b>	<b>1,213</b>
<b>Gardner, David L.</b>	<b>LAB</b>	<b>1,145</b>
Shackleton, Richard N.	CON	643
Cocker, Daniel R.	CON	619
Williams, Derek R.	CON	602
Mallone, Ronald S.	F	433
Green, Mary C.	LD	430
Gain, Stanley J.	UKIND	252

**Middle Park and Sutcliffe**

<b>Potter, Harry D.</b>	<b>LD</b>	<b>1,317</b>
<b>Woodcraft, Brian J.</b>	<b>LD</b>	<b>1,315</b>
<b>Gerrard, Iain J.</b>	<b>LD</b>	<b>1,235</b>
Malone, Terence A.J.	LAB	1,128
Shlackman, John O.	LAB	1,070
Taylor, Barry I.	LAB	1,013
Attwood, Graham P.	CON	634
Nunn, David R.J.	CON	581
Sergeant, Lewis C.	CON	556
Acton, Charles L.	GRE	236
Graham, Andrew J.	IND	122

**Peninsula**

<b>Mills, Mary</b>	<b>LAB</b>	<b>1,196</b>
<b>Mookerjee, Kuheli</b>	<b>LAB</b>	<b>1,045</b>
<b>Roberts, Christopher J.</b>	<b>LAB</b>	<b>1,018</b>
Grigg, Alexander H.C.	LD	519
Stockley, Neil R.	LD	471
Gallie, Simon D.I.	CON	460
Jennings, Andrew R.	CON	366
Salter, Michael	CON	350

**Plumstead**

<b>Challis, Peter M.</b>	<b>LAB</b>	<b>1,530</b>
<b>Cornforth, Angela J.</b>	<b>LAB</b>	<b>1,394</b>
<b>Macrae, Alistair T.</b>	<b>LAB</b>	<b>1,231</b>
Smith, Anthony C.	CON	468
Derrick-Reeve, Sylvia G.	LD	455
Burton, Victoria	CON	433
Thomson, Judith E.	CON	426
Otter, James K.	GRE	403

**Shooters Hill**

<b>Hayes, Michael A.</b>	<b>LAB</b>	<b>1,765</b>
<b>Kelly, John</b>	<b>LAB</b>	<b>1,684</b>
<b>Morse, Victoria E.</b>	<b>LAB</b>	<b>1,669</b>
Smith, Brian J.	CON	868
Tee, Simon L.	CON	722
Warner, Charles F.	CON	685
Woodcraft, Barbara J.	LD	649

**Thamesmead Moorings**

<b>Brooks, Peter J.</b>	<b>LAB</b>	<b>974</b>
<b>Smith, Jackie A.</b>	<b>LAB</b>	<b>907</b>
<b>Kotz, Peter</b>	<b>LAB</b>	<b>898</b>
Hughes, Helen	CON	261
Greville, Rosemary	LD	259
Murphy, Laura	CON	255
Greville, Anthony D.	LD	244
Threadgould, Duncan J.	CON	232

**Woolwich Common**

<b>O'Sullivan, Brian R.</b>	<b>LAB</b>	<b>1,632</b>
<b>Sidhu, Rajwant S.</b>	<b>LAB</b>	<b>1,476</b>
<b>Singh, Harpinder</b>	<b>LAB</b>	<b>1,392</b>
Diplock, Robert B.	LD	433
Swann, Susan P.	CON	430
Ellison, Jane F.	CON	420
Smith, Hazel W.	CON	420
Dewdney, Philip E.	LD	392
Chandler, Janet S.	CPA	201
Chandler, Richard M.	CPA	173
Hammond, Stephen C.	CPA	173
Fonseca, Roger A.	IND	93

## Woolwich Riverside

<b>Barwick, Barbara E.</b>	<b>LAB</b>	<b>1,327</b>
<b>Hales, Terry</b>	<b>LAB</b>	<b>1,219</b>
<b>Fahy, John</b>	<b>LAB</b>	<b>1,183</b>
Morfey, Roger D.	LD	362
Smith, Antony J.	LD	333
Jones, Christopher T.N.	CON	328
Jones, Jennifer F.	CON	301
Jones, Helen M.	CON	287

## By-elections

**New Eltham**

No change

23 March 2000

<b>Hills, Albert J.</b>	<b>CON</b>	<b>930</b>
May, Peter R.	LAB	760
Lewis, Michael J.	LD	115
Otter, James K.	GRE	40
<i>Death of Nicholson, Sidney T. (CON)</i>		

**Burrage**

No change

7 June 2001

<b>Singh, Harpinder</b>	<b>LAB</b>	<b>787</b>
O'Loan, Michael I.	CON	185
Headon, Thomas J.A.	LD	172
Richardson, Paul W.	SA	60
<i>Resignation of Duvall, Leonard L. (LAB)</i>		

**Trafalgar**

No change

4 May 2000

<b>Mills, Mary</b>	<b>LAB</b>	<b>936</b>
Le Breton, Christopher D.G.	LD	654
Ellison, Douglas B.	CON	274
Newton, Richard A.	IND	92
<i>Death of Moseley, Marian O. (LAB)</i>		



# Hackney

## Labour administration

1	Brownswood	11	King's Park
2	Cazenove	12	Leabridge
3	Chatham	13	Lordship
4	Clissold	14	New River
5	Dalston	15	Queensbridge
6	De Beauvoir	16	Springfield
7	Hackney Central	17	Stoke Newington Central
8	Hackney Downs	18	Victoria
9	Haggerston	19	Wick
10	Hoxton		



## State of the parties, 1964-02

	CON	LAB	LD	other	total
2.5.02	9	45	3	-	57
7.5.98	12	29	17	2	60
5.5.94	6	44	10	-	60
3.5.90	4	48	8	-	60
8.5.86	2	53	5	-	60
6.5.82	3	50	7	-	60
4.5.78	1	59	-	-	60
4.5.74	-	60	-	-	60
13.5.71	-	60	-	-	60
9.5.68	31	27	2	-	60
7.5.64	-	60	-	-	60

## % share of the poll, 1964-02

	% poll	CON	LAB	LD	other
2.5.02	30.1	16.3	40.8	10.6	32.4
7.5.98	34.8	20.9	41.4	25.7	12.0
5.5.94	38.2	20.5	54.8	19.1	5.6
3.5.90	36.1	20.7	51.6	15.8	11.9
8.5.86	36.1	19.0	56.4	19.7	5.0
6.5.82	34.2	23.3	54.6	20.3	1.9
4.5.78	36.5	29.3	59.4	2.5	8.8
4.5.74	23.4	18.3	72.5	8.8	0.4
13.5.71	29.0	20.9	78.1	0.0	1.0
9.5.68	21.5	41.3	46.7	9.4	2.5
7.5.64	16.3	16.1	69.7	12.9	1.2

## Changes 1998-02

	CON	LAB	LD	other	total
Old council 02	12	32	13	2	59
Vacancies	-	-	1	-	1
By-elections	-	+3	-2	-1	-
Allegiance changes	-	-	-1	+1	-
New council 98	12	29	17	2	60

## General statistics

		Hackney	London
May 2002	Electorate	131,569	5,209,247
May 1998	Electorate	116,157	5,010,999
Mid 2002 (GLA)	Resident population aged 18 and over	156,200	5,859,600
Mid 1998 (ONS)	Resident population aged 18 and over	143,400	5,536,100
May 2002	% unemployed	9.0	4.8
May 1998	% unemployed	15.8	6.7
April 2002	Band 'D' council tax	£1,023	£895
April 1998	Band 'D' council tax	£790	£687

## % share of the poll

	Date	%poll	CON	LAB	LD	GRE		others			
Brownswood	2.5.02	26.5	13.3	42.0	-	33.3	CPA	SA			
							3.1	8.3			
Cazenove	2.5.02	35.9	5.9	26.8	43.3	15.0	CPA	SALT			
							3.2	5.8			
Chatham	2.5.02	27.3	13.0	62.8	-	-	CPA	SA			
							10.4	13.8			
Clissold	2.5.02	29.8	4.2	34.5	16.3	24.5	CPA	SA			
							2.7	17.9			
Dalston	2.5.02	28.5	10.8	52.4	18.8	-	CPA	SA			
							5.4	12.6			
De Beauvoir	2.5.02	27.3	20.9	51.7	-	21.7	CPA	GRE			
							5.7				
Hackney Central	2.5.02	30.1	4.6	47.7	15.0	16.9	CPA	SA			
							4.8	11.0			
Hackney Downs	2.5.02	27.4	8.5	43.8	-	28.7	CPA	IND	IWCA	LIB	
							4.1	14.9			
Haggerston	2.5.02	29.9	15.8	29.3	-	-	CPA	IND	22.6	10.1	
							3.3	18.9			
Hoxton	2.5.02	22.4	16.2	46.6	31.4	-	CPA	IND	SA		
							5.8	18.5	9.5		
King's Park	2.5.02	30.0	9.1	41.9	-	15.8	CPA	SA			
							5.2	13.8			
Leabridge	2.5.02	28.1	12.6	41.0	-	25.8	CPA	SA			
							6.8	9.1			
Lordship	2.5.02	42.7	38.2	29.3	-	21.1		9.1			
							2.3				
New River	2.5.02	30.8	40.4	28.6	-	15.5		10.7			
							4.9				
Queensbridge	2.5.02	30.1	10.1	44.0	19.1	16.6	COMB	CPA			
							3.4	6.9			
Springfield	2.5.02	35.3	58.9	28.7	-	-	CPA	SA			
							5.8	6.6			
Stoke Newington Central	2.5.02	33.3	6.7	45.9	14.5	22.6	CPA	SA			
							3.0	7.4			
Victoria	2.5.02	31.4	9.6	50.2	19.2	15.8					
							5.2				
Wick	2.5.02	26.6	10.2	42.1	26.0	10.9		7.3			
							3.5				
<b>By-elections</b>											
Clissold	22.10.98	32.0	7.7	39.0	36.0	13.8	ILAB	3.5			
Kings Park	13.1.00	23.6	10.3	67.6	22.1	-					
North Defoe	21.1.99	37.3	3.2	44.4	7.6	41.9	ISOC	2.8			
Northwold	7.6.01	50.5	8.4	42.0	21.5	11.4	HF	IND	IND	SA	
							4.8	4.8	0.8	6.2	
Queensbridge	7.6.01	51.7	11.1	59.8	22.7	-	SA				
							6.3				
Rectory	15.7.99	32.0	26.6	52.7	9.1	6.8	IND				
							4.7				
Springfield	7.6.01	51.5	37.4	36.1	6.0	5.0	HF	SA			
							11.8	3.7			
Wick	12.10.00	18.4	8.4	42.1	35.9	-	IND	SA			
							2.1	11.4			

## Results

## Brownswood

Peacock, Ian	LAB	917
Okonedo, Eseoghene	LAB	796
Linsley, Benjamin F.	LAB	754
Phillips, David J.	GRE	704
Graichen, Klaus	GRE	674
Lane, Izzy	GRE	576
Lewington, Irene	CON	268
Sills, Pamela Y.	CON	251
Rubens, Thomas	SA	162
Hogge, Jane W.	CPA	61

## Cazenove

Sharer, Ian D.	LD	1,197
Akhood, Dawood E.	LD	1,169
Stauber, Joseph S.Z.	LD	1,076
Gomez, Rosa	LAB	742
Quinn, William J.	LAB	706
Benard, Morel	LAB	682
Ferguson, Scott	GRE	399
Rice, Olive A.	CON	185
Bezzina, Anthony R.	CON	158
Newby, Christian	SALT	155
Leclercq, Yann	CON	126
Brown, Peter A.	CPA	84

## Chatham

Nicholson, William G.M.	LAB	1,292
Mulready, Sally	LAB	1,223
Akehurst, Luke	LAB	1,141
Forbes, Keith	SA	268
Villas, Audrey	CON	255
Patel, Asif	CON	254
Mehta, Ahmed	CON	248
Awobowale, Olumide A.	CPA	202

## Clissold

Moorhouse, Kevin J.	LAB	1,009
Alcock, Karen L.	LAB	992
Nkafu, Asabgwi J.	LAB	815
Wingrove, Ian B.	GRE	667
Ash, David	LD	601
Foot, Paul	SA	487
Wilson, Richard	LD	396
Jacobson, Abraham S.	LD	335
Odze, Shlomo	CON	125
Tawiah, Comfort	CON	111
Tawiah, James	CON	109
Tobie, Linda	CPA	73

## Dalston

Battson, Elaine C.	LAB	1,231
Khan, Nargis K.	LAB	1,063
Vu, Khanh T.	LAB	1,046
Haynes-Cathline, Cheryl A.	LD	438
Stewart-Akinbobola, Dorritt E.	LD	362
Ebrahim, Rustum	SA	267
Fazzani, Peter	CON	239
Rice, Gerald	CON	225
Wood, Samantha M.	CON	221
Zucker, Lionel V.	CPA	115

## De Beauvoir

Pearson, Frances E.	LAB	1,126
Cannon, James	LAB	1,088
Amaran, Vivian D.	LAB	886
Jerome, Lee	GRE	434
Donoghue, Michael J.	CON	433
Fazzani, Maria	CON	414
Hill, Georgina E.R.	CON	405
Charles, Theresa	CPA	114

**Hackney Central**

<b>Lloyd, Samantha A.</b>	<b>LAB</b>	<b>1,327</b>
<b>Laing, Alan</b>	<b>LAB</b>	<b>1,149</b>
<b>Stops, Vincent R.A.</b>	<b>LAB</b>	<b>1,042</b>
Grover, Simon	GRE	415
Bird, John	LD	386
Smith, Derek	LD	379
Friend, Peter	LD	341
Booth, Janine S.	SA	271
Potash, Yosef Y.	CON	127
Hargreaves, Zola M.	CPA	118
Vogel, Chaim Y.	CON	106
Schtroks, Menachem M.	CON	103

**Hackney Downs**

<b>Crowe, Jessica K.M.</b>	<b>LAB</b>	<b>1,152</b>
<b>Desmond, Michael B.</b>	<b>LAB</b>	<b>1,011</b>
<b>Khan, Faizullah</b>	<b>LAB</b>	<b>972</b>
Dixon, Christopher D.	GRE	685
Matcham, Helen	SA	356
Lonsdale, Lillian	CON	207
Lonsdale, Peter	CON	201
Mehmet, Halide	CON	201
Sealy, Glorya	CPA	98

**Haggerston**

<b>Young, David</b>	<b>LAB</b>	<b>841</b>
<b>Bright, Afolasade O.</b>	<b>LAB</b>	<b>802</b>
<b>Tiyamiyu, Suraju-Deen O.</b>	<b>LAB</b>	<b>700</b>
Taylor, Carl	IWCA	610
Sutton, Peter	IWCA	595
Sen, Nusret	IND	504
Boff, Andrew	CON	435
Sarikaya, Erdogan	CON	420
Ellis, Alexander	CON	404
Rae, Benjamin C.	LIB	270
Thompson, Coral	CPA	87

**Hoxton**

<b>Pearce, Simon R.</b>	<b>LAB</b>	<b>786</b>
<b>Williams, Carole</b>	<b>LAB</b>	<b>771</b>
<b>Manion, David</b>	<b>LAB</b>	<b>738</b>
McGuinness, Patricia M.	LD	578
Stone, Kay M.	LD	492
Bullock, Doreen	LD	474
White, Paul	CON	268
Fazzani, Caroline L.	CON	265
Ritchie, Betty	CON	265
Bamidele, Oluwaseun	CPA	95

**King's Park**

<b>Patrick, Sharon R.</b>	<b>LAB</b>	<b>997</b>
<b>Siddiqui, Mohammad S.</b>	<b>LAB</b>	<b>923</b>
<b>Pipe, Jules</b>	<b>LAB</b>	<b>912</b>
Amevor, Emmanuel	IND	431
Williams, Vernon	IND	402
Pearce, Robert	GRE	357
McMahon, William	SA	214
Palmer, Joyce	CON	207
Beautyman, Charles E.	CON	204
Palmer, Bixby	CON	202
Fraser, Colin A.	CPA	117

**Leabridge**

<b>Kelly, Linda A.</b>	<b>LAB</b>	<b>1,039</b>
<b>McQuoid, Louise J.</b>	<b>LAB</b>	<b>973</b>
<b>Mulla, Abdul G.</b>	<b>LAB</b>	<b>905</b>
Walkers, Emma J.	GRE	611
Miah, Faruk	CON	355
Peacock, Richard	SA	327
Ballingall, Christopher	CON	288
Stoners, Leslie	CON	252
Hogge, James	CPA	161

**Lordship**

<b>Aussenberg, Bernard</b>	<b>CON</b>	<b>1,203</b>
<b>Tesler, Simon</b>	<b>CON</b>	<b>1,200</b>
<b>Sills, Christopher D.</b>	<b>CON</b>	<b>1,193</b>
Smith, Linda K.	LAB	1,020
Bruce, Luke P.H.	LAB	896
Akinrele, Yinusa M.	LAB	850
Borris, Mischa A.	GRE	662
Rosenberg, Chanie	SA	287
Adebayo, Clement A.	CPA	72

**New River**

<b>Middleton, Maureen B.</b>	<b>CON</b>	<b>956</b>
<b>Montgomery, Lindsay</b>	<b>CON</b>	<b>932</b>
<b>Odze, Schneur Z.</b>	<b>CON</b>	<b>922</b>
Harding, Michael J.	LAB	736
Hilton, Allan	LAB	645
Cornell, Robin J.	LAB	608
Edge, Gordon	GRE	360
Storry, Ayten	SA	248
Adesina, Adenrele	CPA	113

**Queensbridge**

<b>Fernando, Nihal</b>	<b>LAB</b>	<b>1,053</b>
<b>Hodgson, William T.C.</b>	<b>LAB</b>	<b>1,019</b>
<b>Rashid, Salma A.H.</b>	<b>LAB</b>	<b>945</b>
Peters, Hettie	LD	557
Fernandez, Brian	LD	423
Sommers, Lucy	GRE	380
Guillen, Sergi	LD	328
McGinley, Ann V.	CON	253
O'Leary, Christopher P.	CON	249
Odze, Yisroel M.	CON	192
Lehal, Vivek	SA	158
Adesina, Adebowale A.	CPA	77

**Springfield**

<b>Ollerenshaw, Eric</b>	<b>CON</b>	<b>1,278</b>
<b>Landau, Jacob</b>	<b>CON</b>	<b>1,277</b>
<b>Shaikh, Shuja</b>	<b>CON</b>	<b>1,216</b>
Milton, Anthony H.	LAB	658
Brabin, Tracy L.	LAB	630
Marsh, Brian N.	LAB	551
Hargreaves, James G.	CPA	140
Goldman, Monty	COMB	123

**Stoke Newington Central**

<b>Krishna, Rita</b>	<b>LAB</b>	<b>1,140</b>
<b>Carswell, James E.</b>	<b>LAB</b>	<b>1,067</b>
<b>Unluer, Muttalip</b>	<b>LAB</b>	<b>968</b>
Douglas, Mark	GRE	579
Bates, Daniel	GRE	492
Puech, Brenda	GRE	491
Anderson, Ronald	LD	369
Monro, Wendy A.	LD	329
Kemp, Simon R.	LD	305
McShane, Anne	SA	170
Lewis-Spencer, Medlin	CON	158
Shaikh, Sba	CON	156
Spencer, James A.	CON	147
McIntosh, Bianca	CPA	69

**Victoria**

<b>Kemp, Daniel S.</b>	<b>LAB</b>	<b>1,354</b>
<b>Purkiss, Muriel E.</b>	<b>LAB</b>	<b>1,305</b>
<b>Taylor, Geoffrey N.</b>	<b>LAB</b>	<b>1,236</b>
Laryea, Witman	LD	533
Hyman, Howard	LD	522
Bham, Mahmood	LD	434
Sheppard, Emma	GRE	409
Symons, Harold	CON	298
Brotzel, Frances E.	CON	242
Tiefenbrun, Naphtali	CON	201
Thompson, William A.	CPA	135

**Wick**

<b>Webb, Jessica L.</b>	<b>LAB</b>	<b>827</b>
<b>Boyd, Christine</b>	<b>LAB</b>	<b>826</b>
<b>Kennedy, Christopher M.</b>	<b>LAB</b>	<b>786</b>
Bridgwater, Andrew J.	LD	542
Maxted, Celya A.	LD	496
Gee-Turner, Adrian J.	LD	464
Chilver, Mark	GRE	211
Selby, Stephen	CON	205
Fahey, Lorraine C.	CON	197
Kilduff, Sharon	CON	191
Swingler, Diana	SA	140
Monerville, Linda	CPA	67

## By-elections

**Clissold**

No change

22 October 1998

<b>Munro, Vicki L.</b>	<b>LAB</b>	<b>747</b>
Grainger, Paula	LD	689
Hathaway, Julie A.	GRE	264
Spenser, Bruce	CON	147
Johnston, Kevin V.	ILAB	66
Resignation of Monk, Lorraine (LAB)		

**North Defoe**

LAB gain from GRE

21 January 1999

<b>Carswell, James E.</b>	<b>LAB</b>	<b>581</b>
Borris, Mischa A.	GRE	548
Prattent, Sarah-Jane	LD	100
Leclercq, Yann	CON	42
Murphy, Anne	ISOC	37
Resignation of Thomas, Paul A. (GRE)		

**Rectory**

No change

15 July 1999

<b>Lloyd, Samantha A.</b>	<b>LAB</b>	<b>941</b>
Shaikh, Shuja	CON	475
Laing, Steven R.	LD	163
Lane, Isabel	GRE	122
Lewis, Breen L.L.	IND	84
Resignation of Malik, Irfan S. (LAB)		

**Kings Park**

No change

13 January 2000

<b>Ogunwobi, Sunday A.</b>	<b>LAB</b>	<b>582</b>
Hanson, Kenrick E.	LD	190
Spencer, James A.	CON	89
Disqualification of Parkes, Simon B. (LAB)		

**Wick**

LAB gain from LD

12 October 2000

<b>Webb, Jessica</b>	<b>LAB</b>	<b>496</b>
Hanson, Kenrick E.	LD	423
Swingler, Diana	SA	134
Ellis, Alexander	CON	99
Peacock, Adrian K.	IND	25
Resignation of Hughes, Neil (LD)		

**Northwold**

LAB gain from LD

7 June 2001

<b>Desmond, Michael B.</b>	<b>LAB</b>	<b>1,260</b>
Akhood, Dawood E.	LD	645
Lane, Isabel	GRE	342
Sills, Pamela Y.	CON	251
Swingler, Diana L.	SA	187
Kelly, John G.	IND	145
Matheson, Cambell R.McK.	HF	145
Peacock, Adrian K.	IND	24
Resignation of Lieberman, Zev (LD)		

**Queensbridge**

No change

7 June 2001

<b>Travers, Andrew</b>	<b>LAB</b>	<b>1,907</b>
Maxted, Celya A.	LD	724
Boff, Andrew	CON	355
Matthews-Dublin, Michael L.	SA	202
Disqualification of Williams, Vernon E. (LAB)		

**Springfield**

No change

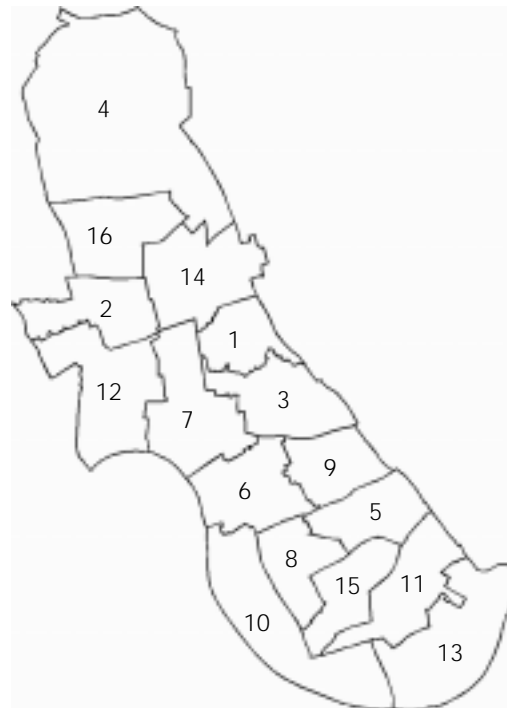
7 June 2001

<b>Landau, Jacob</b>	<b>CON</b>	<b>1,269</b>
Kelly, Linda A.	LAB	1,227
Spenser, Bruce	HF	401
Laing, Steven R.	LD	205
Chidley, William J.	GRE	169
Gluckstein, Anetta P.	SA	124
Resignation of Leibowitz, Isaac (CON)		

# Hammersmith and Fulham

## Labour administration

1 Addison	9 North End
2 Askew	10 Palace Riverside
3 Avonmore and Brook Green	11 Parsons Green and Walham
4 College Park and Old Oak	12 Ravenscourt Park
5 Fulham Broadway	13 Sands End
6 Fulham Reach	14 Shepherd's Bush Green
7 Hammersmith Broadway	15 Town
8 Munster	16 Wormholt and White City



## State of the parties, 1964-02

	CON	LAB	LD	other	total
2.5.02	18	28	-	-	46
7.5.98	14	36	-	-	50
5.5.94	15	33	2	-	50
3.5.90	22	28	-	-	50
8.5.86	9	40	1	-	50
6.5.82	23	25	2	-	50
4.5.78	24	24	2	-	50
4.5.74	10	48	2	-	60
13.5.71	2	58	-	-	60
9.5.68	54	6	-	-	60
7.5.64	7	53	-	-	60

## % share of the poll, 1964-02

	% poll	CON	LAB	LD	other
2.5.02	32.0	42.5	41.0	14.1	2.4
7.5.98	34.2	37.4	49.7	12.6	0.2
5.5.94	46.3	35.9	49.8	13.6	0.7
3.5.90	53.2	42.3	48.3	5.3	4.1
8.5.86	51.8	33.7	50.8	13.4	2.0
6.5.82	50.0	40.1	37.7	20.4	1.9
4.5.78	50.5	47.6	45.6	3.9	2.9
4.5.74	41.3	36.3	56.8	6.3	0.6
13.5.71	47.6	36.5	61.6	1.8	0.1
9.5.68	39.1	58.2	38.9	2.3	0.6
7.5.64	32.0	33.9	62.7	2.7	0.8

## Changes 1998-02

	CON	LAB	LD	other	total
Old council 02	14	35	-	1	50
Vacancies	-	-	-	-	-
By-elections	-	-	-	-	-
Allegiance changes	-	-1	-	+1	-
New council 98	14	36	-	-	50

## General statistics

		Hammersmith and Fulham	London
May 2002	Electorate	115,096	5,209,247
May 1998	Electorate	111,776	5,010,999
Mid 2002 (GLA)	Resident population aged 18 and over	138,100	5,859,600
Mid 1998 (ONS)	Resident population aged 18 and over	127,400	5,536,100
May 2002	% unemployed	5.4	4.8
May 1998	% unemployed	7.8	6.7
April 2002	Band 'D' council tax	£946	£895
April 1998	Band 'D' council tax	£790	£687

**% share of the poll**

	Date	%poll	CON	LAB	LD	GRE	others	
Addison	2.5.02	29.9	40.5	44.2	15.3	-		
Askew	2.5.02	26.6	18.5	51.9	18.5	-	IND 5.1	SA 6.1
Avonmore and Brook Green	2.5.02	34.1	41.4	34.8	12.5	-	11.3	
College Park and Old Oak	2.5.02	24.8	15.3	67.2	17.5	-		
Fulham Broadway	2.5.02	37.8	44.8	47.7	7.5	-		
Fulham Reach	2.5.02	34.3	43.5	42.1	10.4	-	4.0 UKIND	
Hammersmith Broadway	2.5.02	28.3	27.1	52.1	17.9	-	2.9	
Munster	2.5.02	27.2	61.5	27.1	11.3	-		
North End	2.5.02	33.1	39.5	45.5	9.9	-	SA 2.5	SLAB 2.5
Palace Riverside	2.5.02	40.6	68.1	19.8	12.1	-		
Parsons Green and Walham	2.5.02	34.1	71.8	16.9	11.4	-		
Ravenscourt Park	2.5.02	45.5	36.0	36.9	27.1	-		
Sands End	2.5.02	37.7	44.6	48.3	7.1	-		
Shepherd's Bush Green	2.5.02	26.2	27.8	51.6	20.6	-		
Town	2.5.02	27.5	62.0	25.1	12.9	-		
Wormholt and White City	2.5.02	25.6	19.1	64.9	15.9	-		

**By-election**

<i>Crabtree</i>	10.6.99	44.5	47.7	47.0	5.3	-		
-----------------	---------	------	------	------	-----	---	--	--

**Results****Addison**

Coughlan, Siobhan M.	LAB	1,058
Karian, Ghassan	LAB	946
Smallman, Melanie L.	LAB	937
Donovan, Belinda C.	CON	911
Browne, James W.	CON	897
Blaney, Terence W.D.	CON	886
Pettit, Rosemary	LD	369
Bowater, Lucien	LD	341
Sutton, John B.	LD	309

**Askew**

Graham, Christine	LAB	1,246
Wicks, Josephine A.	LAB	1,056
Stanley, Timothy C.	LAB	1,021
Perrin, Julie C.	LD	465
Roberts, Sally A.E.	CON	420
Cardale, Dowglass C.	CON	391
Watson, Robert P.	CON	371
Broomfield, Graham M.	LD	369
Ocock, Timothy J.	LD	350
Macdermott, Fionntan	SA	130
Schouwenburg, Herbert	IND	108



**Avonmore and Brook Green**

<b>Bethell, William A.</b>	<b>CON</b>	<b>1,240</b>
<b>Dawson, Sian E.</b>	<b>CON</b>	<b>1,214</b>
<b>Neubert, Jolyon N.</b>	<b>CON</b>	<b>1,151</b>
Brown, Daryl J.	LAB	1,112
Hillman, Julian D.	LAB	964
Stanley, Simon H.	LAB	952
Bhatti, Nowsheen M.	LD	375
Watts, Anthony E.	LD	349
Mallinson, Keith A.	IND	327

**College Park and Old Oak**

<b>Harcourt, Wesley S.</b>	<b>LAB</b>	<b>726</b>
<b>McLaughlin, Reginald</b>	<b>LAB</b>	<b>715</b>
Halliday, Ian J.	LD	206
Farquharson, Emma M.	CON	170
Pollard, Timothy D.P.	LD	170
Spencer-Smith, Gerald P.H.	CON	158

**Fulham Broadway**

<b>Jones, Andrew M.</b>	<b>LAB</b>	<b>1,276</b>
<b>Church, Dominic J.</b>	<b>LAB</b>	<b>1,253</b>
<b>Napier, Charles J.</b>	<b>LAB</b>	<b>1,217</b>
Collett, Jonathan M.T.	CON	1,183
Swann, Emma J.	CON	1,169
Kenyon, Thomas E.G.	CON	1,166
Miller, Margaret P.	LD	233
Falkner, Robert	LD	188
Mynors, Rowland P.B.	LD	165

**Fulham Reach**

<b>Boyle, Charles R.</b>	<b>CON</b>	<b>1,102</b>
<b>Birdsey, Araminta J.</b>	<b>LAB</b>	<b>1,095</b>
<b>Donovan, Charles G.</b>	<b>CON</b>	<b>1,094</b>
Harper, Victoria J.T.	CON	1,069
Homan, Lisa F.	LAB	1,051
Vaughan, Rory J.	LAB	1,011
Campbell, Duncan G.A.	LD	285
Jablowska, Marytka K.	LD	269
Ruston, Graham C.	LD	228
Braun, Christian A.	IND	99

**Hammersmith Broadway**

<b>Davies, Huw</b>	<b>LAB</b>	<b>1,061</b>
<b>Cartwright, Kenneth M.</b>	<b>LAB</b>	<b>1,041</b>
<b>Cowan, Stephen E.</b>	<b>LAB</b>	<b>1,016</b>
Douglas-Home, Tara J.	CON	562
Parker, Hannah M.	CON	531
Hillman, Nicholas P.H.	CON	528
Sainty, Sophie P.	LD	380
Collie, George M.	LD	373
Le Rougetel, Samuel R.	LD	318
Lawrie, Andrew J.G.	UKIND	64
Roberts, Gerald	UKIND	52

**Munster**

<b>Adam, Michael F.</b>	<b>CON</b>	<b>1,232</b>
<b>Alford, Adronie E.</b>	<b>CON</b>	<b>1,197</b>
<b>Karmel, Alexander P.</b>	<b>CON</b>	<b>1,168</b>
Eaton, Andreene	LAB	535
Pearson, Simon M.	LAB	532
Grigg, John H.	LAB	518
Muir, Diane	LD	239
Brett, Alastair J.	LD	231
Mann, Gary S.	LD	193

**North End**

<b>Williams, David</b>	<b>LAB</b>	<b>1,159</b>
<b>Treloggan, Charles W.</b>	<b>LAB</b>	<b>1,136</b>
<b>Slaughter, Andrew F.</b>	<b>LAB</b>	<b>1,127</b>
Boys Smith, Nicholas J.	CON	1,013
Vickers, Mark R.	CON	993
Woods, Michael B.	CON	964
Falkner, Kishwer	LD	264
Harris, Suzanna C.	LD	262
Diamond-Levy, Pepita	LD	217
Colerick, George A.	SA	63
Sheridan, Linda V.	SLAB	63

**Palace Riverside**

<b>Lloyd-Harris, Amanda J.</b>	<b>CON</b>	<b>1,455</b>
<b>Al-Uzaizi, Emile P.</b>	<b>CON</b>	<b>1,416</b>
Leaver, John C.	LAB	443
Watson, Winifred G.	LAB	393
Macdonald, Hector I.	LD	289
Morris, Stephen J.	LD	219

**Parsons Green and Walham**

<b>Loveday, Mark A.</b>	<b>CON</b>	<b>1,710</b>
<b>Botterill, Nicholas B.</b>	<b>CON</b>	<b>1,704</b>
<b>Stainton, Frances M.</b>	<b>CON</b>	<b>1,696</b>
Dunne, Katherine S.	LAB	409
Carlisle, Michele E.	LAB	403
Lukey, Francis J.	LAB	389
Bagwell, William H.	LD	280
McKelvie, Shahina	LD	272
Brock, Jonathan S.	LD	257

**Ravenscourt Park**

<b>Allen, Christopher M.</b>	<b>LAB</b>	<b>1,177</b>
<b>Donald, Caroline M.</b>	<b>CON</b>	<b>1,131</b>
<b>Evans-Lothian, Fiona G.M.</b>	<b>LAB</b>	<b>1,128</b>
Merriman, Huw W.	CON	1,107
Jackson, Gregory S.	LAB	1,102
Miles, Joseph W.C.	CON	1,087
Goldstein, Margaret C.	LD	838
Burden, Jon	LD	832
Poll, Katharine S.	LD	828

**Sands End**

<b>Bird, Brendan J.</b>	<b>LAB</b>	<b>1,257</b>
<b>Vaughan, Jenny R.</b>	<b>LAB</b>	<b>1,130</b>
<b>Hamilton, Stephen J.</b>	<b>CON</b>	<b>1,114</b>
Pavelin, Colin G.	LAB	1,111
Holdsworth, Mark B.	CON	1,061
Woods, Karen A.	CON	1,058
Hartwell, Peter J.	LD	182
Mercadier, Thierry R.A.	LD	174
McKelvie, Allan W.	LD	158

**Shepherd's Bush Green**

<b>Gibbons, Ivan A.</b>	<b>LAB</b>	<b>985</b>
<b>Khaled, Abu S.M.J.</b>	<b>LAB</b>	<b>808</b>
<b>Umeh, Mercy C-E.</b>	<b>LAB</b>	<b>785</b>
Burns-Thomson, Nicola J.	CON	475
Harvey, Anna	CON	467
Seely, Robert W.H.	CON	447
Owen, Patricia	LD	365
Andrew, Michael P.	LD	342
McDonnell, Colquitto A.	LD	322

**Town**

<b>Hands, Gregory W.</b>	<b>CON</b>	<b>1,161</b>
<b>Greenhalgh, Stephen J.</b>	<b>CON</b>	<b>1,155</b>
<b>Lillis, Antony</b>	<b>CON</b>	<b>1,108</b>
Fordham, Jeremy P.	LAB	519
Dawber, Howard	LAB	468
Rham, John P.C.	LAB	396
Braund, Henry C.	LD	245
Cloney, Michael J.	LD	242
Muir, Graham P.	LD	225

**Wormholt and White City**

<b>Aherne, Colin</b>	<b>LAB</b>	<b>1,141</b>
<b>Powell, Sally A.V.</b>	<b>LAB</b>	<b>1,084</b>
<b>Burke, Stephen B.</b>	<b>LAB</b>	<b>1,082</b>
Donovan-Smith, Sean P.	CON	366
Oliver, Grace C.	CON	337
Morrison, Paul T.	LD	289
Spencer, David	LD	279
Yogeswaran, Arunasalam S.	CON	272
Eze, Richard	LD	242

**By-election****Crabtree***No change**10 June 1999*

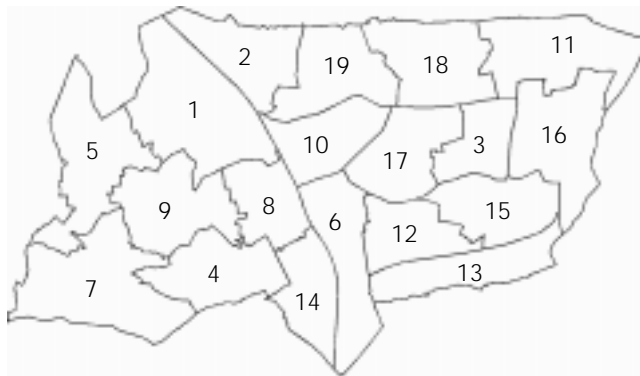
<b>Lloyd-Harris, Amanda J.</b>	<b>CON</b>	<b>884</b>
Vaughan, Rory J.	LAB	872
Burden, Jon	LD	99

*Resignation of Simonds, Mark R. (CON)*

# Haringey

## Labour administration

1	Alexandra	11	Northumberland Park
2	Bounds Green	12	St Ann's
3	Bruce Grove	13	Seven Sisters
4	Crouch End	14	Stroud Green
5	Fortis Green	15	Tottenham Green
6	Harringay	16	Tottenham Hale
7	Highgate	17	West Green
8	Hornsey	18	White Hart Lane
9	Muswell Hill	19	Woodside
10	Noel Park		



## State of the parties, 1964-02

	CON	LAB	LD	other	total
2.5.02	-	42	15	-	57
7.5.98	2	54	3	-	59
5.5.94	2	57	-	-	59
3.5.90	17	42	-	-	59
8.5.86	16	42	1	-	59
6.5.82	22	33	-	4	59
4.5.78	17	42	-	-	59
4.5.74	19	40	-	1	60
13.5.71	19	41	-	-	60
9.5.68	53	7	-	-	60
7.5.64	19	41	-	-	60

## % share of the poll, 1964-02

	% poll	CON	LAB	LD	other
2.5.02	28.0	15.6	40.3	25.8	18.2
7.5.98	30.5	18.0	51.7	17.1	13.2
5.5.94	43.2	21.0	55.2	13.2	10.6
3.5.90	46.6	32.0	40.8	10.1	17.1
8.5.86	50.7	33.8	41.0	18.2	7.0
6.5.82	45.2	38.9	40.3	20.2	0.6
4.5.78	41.7	41.1	48.9	2.5	7.5
4.5.74	32.5	40.7	47.8	8.8	2.7
13.5.71	37.7	38.9	58.4	1.6	1.0
9.5.68	34.3	64.0	32.3	1.8	1.9
7.5.64	33.4	41.8	53.4	3.3	1.5

## Changes 1998-02

	CON	LAB	LD	other	total
Old council 02	2	54	3	-	59
Vacancies	-	-	-	-	-
By-elections	-	-	-	-	-
Allegiance changes	-	-	-	-	-
New council 98	2	54	3	-	59

## General statistics

		Haringey	London
May 2002	Electorate	149,730	5,209,247
May 1998	Electorate	145,012	5,010,999
Mid 2002 (GLA)	Resident population aged 18 and over	176,800	5,859,600
Mid 1998 (ONS)	Resident population aged 18 and over	170,200	5,536,100
May 2002	% unemployed	7.3	4.8
May 1998	% unemployed	12.0	6.7
April 2002	Band 'D' council tax	£983	£895
April 1998	Band 'D' council tax	£856	£687

**% share of the poll**

	Date	%poll	CON	LAB	LD	GRE	others	
Alexandra	2.5.02	43.5	10.7	26.0	48.0	10.3	SA 5.1	
Bounds Green	2.5.02	26.8	17.4	47.4	19.1	16.1		
Bruce Grove	2.5.02	23.2	10.8	66.1	8.2	14.9		
Crouch End	2.5.02	32.1	11.0	26.5	47.9	14.6		
Fortis Green	2.5.02	39.5	29.8	20.6	40.0	9.5		
Harringay	2.5.02	25.9	18.8	47.2	15.3	18.7		
Highgate	2.5.02	35.4	30.8	19.3	40.3	9.6		
Hornsey	2.5.02	27.3	11.7	44.4	21.1	16.6	6.1	
Muswell Hill	2.5.02	39.1	8.8	19.4	62.2	9.5		
Noel Park	2.5.02	23.1	14.1	49.1	14.6	13.5	IND 3.4	SA 5.3
Northumberland Park	2.5.02	19.5	11.3	66.1	10.2	9.3	3.2	
St Ann's	2.5.02	23.5	9.6	45.9	12.1	17.2	SA 15.2	
Seven Sisters	2.5.02	21.7	14.1	55.9	8.5	12.1	9.3	
Stroud Green	2.5.02	30.3	7.6	40.3	16.2	25.4	SA 5.8	SLAB 4.6
Tottenham Green	2.5.02	22.5	10.7	50.6	9.6	14.4	IND 7.6	SA 7.0
Tottenham Hale	2.5.02	21.6	14.7	54.2	12.8	12.1	SA 6.2	
West Green	2.5.02	25.3	14.9	53.2	12.6	12.9	6.4	
White Hart Lane	2.5.02	22.5	33.6	47.7	8.0	10.6		
Woodside	2.5.02	27.4	14.2	47.2	15.9	17.1	5.5	
<b>By-elections</b>								
<i>Muswell Hill</i>	<i>10.2.00</i>	<i>28.2</i>	<i>12.5</i>	<i>21.1</i>	<i>61.2</i>	<i>5.3</i>		
<i>South Tottenham</i>	<i>10.6.99</i>	<i>26.1</i>	<i>14.1</i>	<i>53.6</i>	<i>23.3</i>	<i>8.9</i>		
<i>White Hart Lane</i>	<i>14.12.00</i>	<i>13.7</i>	<i>28.9</i>	<i>44.6</i>	<i>17.6</i>	<i>1.9</i>	<i>6.9</i>	

## Results

## Alexandra

<b>Oatway, Susan J.</b>	<b>LD</b>	<b>1,781</b>
<b>Beacham, David M.</b>	<b>LD</b>	<b>1,763</b>
<b>Hoban, Wayne</b>	<b>LD</b>	<b>1,664</b>
Droussiotis, Peter	LAB	1,031
McNamara, Stuart	LAB	901
Hutson-Cummins, Michael	LAB	885
Kerner, Stefan N.	CON	394
Boutle, Toby	CON	393
Rennie, David	GRE	380
Sherwood, Julian A.J.	CON	373
Seabrook, Jeremy	GRE	363
Foxe, Philip G.	SA	185

## Bounds Green

<b>Manheim, Vivienne H.</b>	<b>LAB</b>	<b>1,040</b>
<b>Davidson, Thomas</b>	<b>LAB</b>	<b>1,034</b>
<b>Millar, Bernard</b>	<b>LAB</b>	<b>944</b>
Hogg, Eleanor S.	LD	440
Grant, David D.	CON	399
Scott, Nigel P.	LD	397
Nichol, Glen J.	LD	379
Smith, Kevin	CON	368
McAskie, Peter H.	GRE	342
Money, Ernle	CON	341

## Bruce Grove

<b>Brown, Herbert A.</b>	<b>LAB</b>	<b>1,277</b>
<b>Dawson, James E.</b>	<b>LAB</b>	<b>1,148</b>
<b>Robertson, Irene</b>	<b>LAB</b>	<b>1,142</b>
Hewett, Jamie E.L.L.K.	GRE	268
Baty, Rebecca M.	CON	210
Bradley, Margaret A.	CON	201
Harris, Aeronwy	CON	171
de Sudea, Isobel	LD	160
Purssell, Edward	LD	159
Hirsch, Della R.	LD	123

## Crouch End

<b>Winskill, David L.</b>	<b>LD</b>	<b>1,335</b>
<b>Aitken, Ronald A.</b>	<b>LD</b>	<b>1,334</b>
<b>Floyd, Peter</b>	<b>LD</b>	<b>1,329</b>
O'Sullivan, Terence R.	LAB	745
Sandbach, Colin	LAB	745
Sharma, Paul	LAB	724
Marchen, Steve	GRE	465
Rumney, Rupert	GRE	346
Cameron, Ewan	CON	328
Stephenson, Paul	CON	300
Webb, Edward	CON	288

## Fortis Green

<b>Fabian, Barbara R.</b>	<b>LD</b>	<b>1,286</b>
<b>Davies, Matthew J.</b>	<b>LD</b>	<b>1,274</b>
<b>Gilbert, Stephen D.J.</b>	<b>LD</b>	<b>1,252</b>
Allen, David	CON	967
Rivlin, Yvonne L.	CON	941
Jackson, Charles	CON	933
Dewar, Maureen	LAB	688
Josiah, Iris	LAB	638
Richardson, Alan J.	LAB	636
Redfern, Simon	GRE	363
Piesold, Christopher	GRE	240

## Harringay

<b>Adamou, Gina</b>	<b>LAB</b>	<b>1,014</b>
<b>Blanchard, Ronald H.</b>	<b>LAB</b>	<b>869</b>
<b>Sulaiman, Takki E.</b>	<b>LAB</b>	<b>844</b>
Gahagan, Judy	GRE	413
Bilginer, Hasan T.	CON	401
Bartlett, David C.	LD	383
Das, Kshitis	CON	376
Budge, Peter	GRE	359
Dorcken, Adam	GRE	306
Ragnuth, Nityanand	CON	306
Oxford, David N.	LD	267
Speer, Marcus M.	LD	235

**Highgate**

<b>Simpson, Melanie E.</b>	<b>LD</b>	<b>1,218</b>
<b>Hare, Walter R.</b>	<b>LD</b>	<b>1,173</b>
<b>Williams, Neil</b>	<b>LD</b>	<b>1,123</b>
Forrest, Peter J.	CON	952
Allen, Roderick	CON	884
Coalter, Mark W.	CON	843
Walsh, Diana	LAB	597
Jackson, David T.	LAB	565
Knighton, Michael S.	LAB	521
Sandvoss, Cornel	GRE	278

**Hornsey**

<b>Bax, Judith M.</b>	<b>LAB</b>	<b>980</b>
<b>Prescott, Dequincy C.</b>	<b>LAB</b>	<b>919</b>
<b>Milner, Richard L.</b>	<b>LAB</b>	<b>903</b>
Northover, Lindsay P.	LD	500
Benziger, Roderick R.V.L.	LD	485
Pellaumail, Karine	GRE	352
Tarn, Keith	LD	348
Norris, Peter J.	GRE	346
Lumb, Sally	CON	272
Macdougall, Catherine	CON	236
Stewart, Ian	CON	227
Palmer, Geoff	SA	129

**Muswell Hill**

<b>Featherstone, Lynne C.</b>	<b>LD</b>	<b>1,899</b>
<b>Bloch, Jonathan M.</b>	<b>LD</b>	<b>1,897</b>
<b>Laird, Ross</b>	<b>LD</b>	<b>1,836</b>
Stafford, Catherine J.	LAB	594
Freeman, William E.	LAB	585
Kober, Claire	LAB	580
Metcalf, Alexandra M.	GRE	302
Forrest, Anne D.	CON	274
Ackary, Mark P.	GRE	273
Douglas, David	CON	265
Mansfield, Kenneth C.	CON	257

**Noel Park**

<b>Dobbie, Alan R.</b>	<b>LAB</b>	<b>982</b>
<b>Brown, Jean C.</b>	<b>LAB</b>	<b>975</b>
<b>Makanji, Narendra</b>	<b>LAB</b>	<b>934</b>
Osborne, Kathleen	LD	342
Cowan, Dorothy	CON	307
Bevan, Reece E.	LD	293
Mansfield, Patricia L.	CON	270
Palmer, Dorothy J.	GRE	265
Whale, Wendy A.	CON	255
Willett, Michael	LD	222
Wallis, Sean A.	SA	105
Golden, William	IND	66

**Northumberland Park**

<b>Peacock, Sheila S.</b>	<b>LAB</b>	<b>1,002</b>
<b>Bevan, John E.</b>	<b>LAB</b>	<b>968</b>
<b>Dodds, Ray</b>	<b>LAB</b>	<b>960</b>
Bradley, Roger E.	CON	201
Aris, Alan A.	LD	160
Weeks, Gladys	CON	154
Coleman, Francis A.	LD	152
Ocwet, Joseph O.	CON	147
Silbiger, Valerie F.	LD	140
Burns, David H.	GRE	137
McGlynn, James J.	IND	47

**St Ann's**

<b>Canver, Azize N.</b>	<b>LAB</b>	<b>1,010</b>
<b>Haley, Brian A.</b>	<b>LAB</b>	<b>981</b>
<b>Harris, Robert W.</b>	<b>LAB</b>	<b>950</b>
Bury, Ursula	GRE	368
Hester, Simon J.	SA	324
Shepherd, Caroline L.	LD	273
Nichols, Timothy J.	LD	257
Heller, Frank A.	LD	248
Stavrou, Haralambos	CON	223
Varley, Emma L.	CON	213
Toussaint, Calistra	CON	177

**Seven Sisters**

<b>Basu, Dharendra N.</b>	<b>LAB</b>	<b>1,073</b>
<b>Knight, Frederick A.</b>	<b>LAB</b>	<b>1,029</b>
<b>Reynolds, Richard A.</b>	<b>LAB</b>	<b>1,019</b>
Gabbay, Michael J.	CON	270
Curtis, Kay	CON	263
Pinnock, Cecil L.	CON	252
Hogan, Mary	GRE	226
Fisher, David A.	LD	205
Miller, Sarah J.	SA	174
Park, Deborah J.	LD	159
Shepherd, Andrew M.	LD	113

**Stroud Green**

<b>Irwin, Josephine L.</b>	<b>LAB</b>	<b>1,108</b>
<b>Wynne, Katherine L.</b>	<b>LAB</b>	<b>949</b>
<b>Krokou, Andrew G.</b>	<b>LAB</b>	<b>905</b>
Forbes, Jayne	GRE	768
Olliver, Vicky	GRE	556
Piesold, Gillian	GRE	541
Tong, Stephen W.	LD	436
Thatcher, Mark C.	LD	391
Fynaut, John L.	LD	364
Henderson, Elizabeth	CON	188
Norton, Roy	CON	188
Butt, Edmund	CON	184
McArthur, Anne	SA	145
Lennard, Linda J.	SA	141
Cook, Stephen R.	SLAB	112

**Tottenham Green**

<b>Lister, Henry R.</b>	<b>LAB</b>	<b>974</b>
<b>Diakides, Isidoros</b>	<b>LAB</b>	<b>920</b>
<b>Rice, Reginald</b>	<b>LAB</b>	<b>903</b>
Almond, Suzy	GRE	266
Flynn, Judith E.	CON	218
Gill, Perdeep K.	IND	211
Walden, Georgina	CON	202
Burridge, David M.	LD	194
Cockman, Ryan A.	LD	175
Orpin, James S.W.	CON	172
Stevens, Richard J.	LD	163
Bennett, Weyman E.	SA	159
Woodward, Frederick A.	SA	99
Wakie, Salah E-D.	IND	69

**Tottenham Hale**

<b>Hillman, Peter V.</b>	<b>LAB</b>	<b>979</b>
<b>Stanton, Alan P.</b>	<b>LAB</b>	<b>913</b>
<b>Prendergast, David</b>	<b>LAB</b>	<b>911</b>
Fanusie, Lloyd	CON	269
Hinchcliffe, Susan A.	CON	260
Collins, Neville J.	LD	243
Lalobo, Caesar	CON	233
Greenan, Kevin P.	LD	219
Butler, Paul	GRE	208
Hopkins, Lynn M.	LD	202
McFarlane, Gary	SA	107

**West Green**

<b>Griffith, Eddie</b>	<b>LAB</b>	<b>1,100</b>
<b>Khan, Gmmhrahman</b>	<b>LAB</b>	<b>1,079</b>
<b>Prescott, Erline</b>	<b>LAB</b>	<b>1,033</b>
Farmer, Jean E.M.	CON	340
Haskings, James S.J.	LD	313
Flynn, Michael J.	CON	306
Bury, Dennis	GRE	259
Suri, Darshan K.	CON	257
Hort, Andrew E.	LD	227
Mothersdale, Roger S.	LD	223
Burton, Terence J.	SA	142
Samuel, Anslem	SA	116

**White Hart Lane**

<b>Bull, Gideon A.</b>	<b>LAB</b>	<b>869</b>
<b>Adje, Charles</b>	<b>LAB</b>	<b>815</b>
<b>Santry, Elisabeth J.</b>	<b>LAB</b>	<b>709</b>
Cox, Tony	CON	583
Hinchcliffe, Justin D.	CON	554
Lattimore, Eric F.	CON	550
Ernst, Friedrich-Paul	GRE	178
Hort, Mary	LD	140
Hay, Martin C.	LD	137
Nicholls, Frederick E.	LD	126

**Woodside**

<b>Dillon, Denis G.</b>	<b>LAB</b>	<b>1,227</b>
<b>Meehan, George F.</b>	<b>LAB</b>	<b>1,222</b>
<b>Patel, Jayanti</b>	<b>LAB</b>	<b>1,112</b>
Guhu, Shantanu	LD	448
Corley, Peter H.	GRE	429
Lofts, Rachel A.	CON	395
Jaff, Hewa	LD	352
Hasnip, Iain	CON	342
Nichol, David	CON	335
Flett, Keith M.	SA	139

**By-elections****South Tottenham***No change**10 June 1999*

<b>Josiah, Iris</b>	<b>LAB</b>	<b>671</b>
Williams, Neil	LD	292
Lattimore, Eric F.	CON	177
Budge, Peter	GRE	112
<i>Resignation of Green, Michael T. (LAB)</i>		

**Muswell Hill***No change**10 February 2000*

<b>Laird, Ross</b>	<b>LD</b>	<b>1,415</b>
Turton, Craig	LAB	487
Connell, Brian A.	CON	288
Budge, Peter	GRE	123
<i>Resignation of Anderson, June A. (LD)</i>		

**White Hart Lane***No change**14 December 2000*

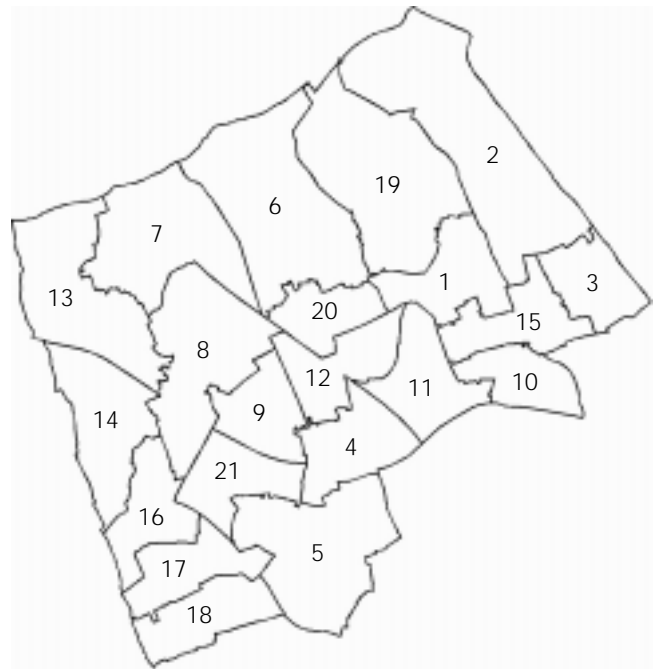
<b>Bull, Gideon</b>	<b>LAB</b>	<b>395</b>
Lattimore, Eric F.	CON	256
Williams, Neil	LD	156
McFarlane, Gary A.	SA	61
Budge, Peter	GRE	17
<i>Resignation of Jones, Hugh B.S. (LAB)</i>		



# Harrow

## Labour minority administration

1 Belmont	12 Marlborough
2 Canons	13 Pinner
3 Edgware	14 Pinner South
4 Greenhill	15 Queensbury
5 Harrow on the Hill	16 Rayners Lane
6 Harrow Weald	17 Roxbourne
7 Hatch End	18 Roxeth
8 Headstone North	19 Stanmore Park
9 Headstone South	20 Wealdstone
10 Kenton East	21 West Harrow
11 Kenton West	



## State of the parties, 1964-02

	CON	LAB	LD	other	total
2.5.02	29	31	3	-	63
7.5.98	20	32	9	2	63
5.5.94	17	14	29	3	63
3.5.90	36	13	11	3	63
8.5.86	32	9	18	4	63
6.5.82	41	6	13	3	63
4.5.78	46	12	1	4	63
4.5.74	39	14	-	3	56
13.5.71	26	27	2	1	56
9.5.68	56	-	-	-	56
7.5.64	36	20	-	-	56

## % share of the poll, 1964-02

	% poll	CON	LAB	LD	other
2.5.02	31.5	50.1	43.1	2.3	4.5
7.5.98	36.6	32.9	39.1	23.6	4.4
5.5.94	48.9	33.7	29.2	34.0	3.0
3.5.90	51.1	46.2	27.9	20.6	5.2
8.5.86	46.7	40.2	23.4	29.5	6.9
6.5.82	48.6	45.3	18.7	29.5	6.5
4.5.78	48.4	54.7	29.2	8.5	7.5
4.5.74	47.1	51.9	26.2	17.9	4.0
13.5.71	42.1	47.7	39.4	10.8	2.2
9.5.68	42.5	67.1	18.9	12.5	1.5
7.5.64	43.0	50.7	31.7	17.3	0.3

## Changes 1998-02

	CON	LAB	LD	other	total
Old council 02	20	32	9	2	63
Vacancies	-	-	-	-	-
By-elections	-	-	-	-	-
Allegiance changes	-	-	-	-	-
New council 98	20	32	9	2	63

## General statistics

		Harrow	London
May 2002	Electorate	158,195	5,209,247
May 1998	Electorate	155,120	5,010,999
Mid 2002 (GLA)	Resident population aged 18 and over	169,900	5,859,600
Mid 1998 (ONS)	Resident population aged 18 and over	161,900	5,536,100
May 2002	% unemployed	2.8	4.8
May 1998	% unemployed	3.5	6.7
April 2002	Band 'D' council tax	£1,009	£895
April 1998	Band 'D' council tax	£724	£687

**% share of the poll**

	Date	%poll	CON	LAB	LD	GRE	others
Belmont	2.5.02	31.0	65.5	34.5	-	-	
Canons	2.5.02	31.6	74.1	25.9	-	-	
Edgware	2.5.02	29.2	41.7	58.3	-	-	
Greenhill	2.5.02	27.6	39.3	43.6	-	17.2	
Harrow on the Hill	2.5.02	34.6	55.9	44.1	-	-	
Harrow Weald	2.5.02	34.3	35.3	23.5	41.2	-	
Hatch End	2.5.02	30.8	71.5	28.5	-	-	
Headstone North	2.5.02	38.1	61.7	29.2	-	-	PI 9.1
Headstone South	2.5.02	31.2	30.4	51.9	-	17.7	
Kenton East	2.5.02	32.2	39.4	60.6	-	-	
Kenton West	2.5.02	30.9	49.6	50.4	-	-	
Marlborough	2.5.02	27.5	33.6	66.4	-	-	
Pinner	2.5.02	31.9	75.1	24.9	-	-	
Pinner South	2.5.02	36.2	67.9	32.1	-	-	
Queensbury	2.5.02	28.2	47.1	52.9	-	-	
Rayners Lane	2.5.02	35.9	46.9	43.1	-	-	10.0
Roxbourne	2.5.02	25.3	33.5	66.5	-	-	
Roxeth	2.5.02	28.9	-	57.9	-	-	42.1
Stanmore Park	2.5.02	31.9	80.3	19.7	-	-	
Wealdstone	2.5.02	30.4	29.7	70.3	-	-	
West Harrow	2.5.02	34.2	48.4	51.6	-	-	

**By-elections**

<i>Pinner</i>	<i>12.7.01</i>	<i>24.0</i>	<i>57.7</i>	<i>26.0</i>	<i>13.6</i>	-	<i>IND</i> <i>2.8</i>
<i>Stanmore South</i>	<i>18.2.99</i>	<i>27.0</i>	<i>27.7</i>	<i>56.8</i>	<i>15.5</i>	-	
<i>Wealdstone</i>	<i>23.5.00</i>	<i>26.1</i>	<i>19.4</i>	<i>55.8</i>	<i>24.8</i>	-	

## Results

## Belmont

Ashton, David J.	CON	1,459
Pinkus, Adrian E.	CON	1,389
Kara, Manji	CON	1,383
Shah, Kashmira	LAB	745
Egan, Pauline	LAB	744
Green, Nigel T.	LAB	737

## Canons

Cowan, Janet R.	CON	1,832
Cowan, John H.	CON	1,820
Romain, Richard D.	CON	1,750
McNulty, Eileen	LAB	656
Legate, Richard	LAB	628
Gray, Colin J.	LAB	608

## Edgware

Burchell, Keith	LAB	1,164
Davine, Margaret A.	LAB	1,104
Lent, Adam J.	LAB	1,024
Cowan, Richard I.	CON	800
Patel, Vasudev	CON	777
Kotecha, Dinesh	CON	774

## Greenhill

Kinsey, Michael	LAB	908
Bluston, Howard S.	LAB	900
Shah, Rajeshri	LAB	858
Anderson, John B.	CON	838
Leese, Jonathan C.	CON	798
Chowdhury, Golam S.	CON	767
Newman, Colin A.	GRE	350

## Harrow on the Hill

Versallion, Mark A.	CON	1,377
Kinnear, Eileen M.	CON	1,323
Billson, Frederick D.	CON	1,287
Davies, Huw S.	LAB	1,086
Taggart, Christopher J.	LAB	1,038
Saud, Abu	LAB	1,025

## Harrow Weald

Lyne, Patricia M.	LD	1,139
Branch, John S.W.	LD	1,029
Thornton, Stephen T.	LD	1,000
Ferrari, Anthony	CON	929
Strode, Jeanette F.	CON	915
Georgiou-Hall, Sophie	CON	872
Crouch, Colin S.	LAB	621
Dave, Naren	LAB	611
Price, James A.	LAB	575

## Hatch End

John, Mary H.	CON	1,641
Knowles, Adrian C.	CON	1,598
Lammiman, Jean	CON	1,585
Anderson, Susan E.	LAB	663
Solomon, John	LAB	635
Rogers, Patricia O.	LAB	628

## Headstone North

Mote, Janet T.	CON	1,752
Seymour, Anthony H.	CON	1,710
Silver, Eric	CON	1,698
Moore, John	LAB	910
Suresh, Krishnapillai K.	LAB	808
Thayaparan, Sivalingam	LAB	722
Mirza, Yasmin	PI	254

## Headstone South

Stephenson, Bill	LAB	1,275
Whitehead, Anne E.	LAB	1,218
Omar, Asad	LAB	1,187
Hall, Susan M.	CON	743
Dixon, Stephen R.	CON	730
Moore, Ian K.	CON	685
Hunt, Jennifer M.	GRE	418

**Kenton East**

<b>Shah, Navin F.</b>	<b>LAB</b>	<b>1,338</b>
<b>Foulds, Archie T.</b>	<b>LAB</b>	<b>1,299</b>
<b>Toms, Albert K.</b>	<b>LAB</b>	<b>1,229</b>
Patel, Anjena	CON	911
Harwood, Keith D.	CON	809
Patels, Keronn	CON	794

**Kenton West**

<b>Mithani, Vina</b>	<b>CON</b>	<b>1,137</b>
<b>Choudhury, Mrinal K.</b>	<b>LAB</b>	<b>1,129</b>
<b>Dighe, Sanjay J.</b>	<b>LAB</b>	<b>1,113</b>
Frogley, Raymond J.	LAB	1,105
Pemberton, Celia A.	CON	1,084
Zeid, Jeremy S.	CON	1,069

**Marlborough**

<b>Groves, Ann</b>	<b>LAB</b>	<b>1,261</b>
<b>Lavingia, Dhirajlal</b>	<b>LAB</b>	<b>1,189</b>
<b>O'Dell, Phillip W.</b>	<b>LAB</b>	<b>1,178</b>
Grenfell, Joseph	CON	640
Lemon, Jonathan J.	CON	599
Stanley, Paul L.R.	CON	594

**Pinner**

<b>Michael, Myra A.M.</b>	<b>CON</b>	<b>1,729</b>
<b>Champagnie, Mavis L.</b>	<b>CON</b>	<b>1,715</b>
<b>Osborn, Paul S.</b>	<b>CON</b>	<b>1,678</b>
Oelman, Timothy	LAB	579
Gate, Ann	LAB	562
Gallant, Jeffrey C.	LAB	556

**Pinner South**

<b>Mote, Charles C.</b>	<b>CON</b>	<b>1,812</b>
<b>Williams, Gordon G.V.</b>	<b>CON</b>	<b>1,766</b>
<b>Nickolay, John W.</b>	<b>CON</b>	<b>1,734</b>
Lilley, Joseph T.	LAB	897
Dutta, Asoke	LAB	818
Selby, Ernest	LAB	795

**Queensbury**

<b>Asante-Twumasi, Elizabeth N.</b>	<b>LAB</b>	<b>1,026</b>
<b>Thammaiah, Keekira A.</b>	<b>LAB</b>	<b>977</b>
<b>Ismail, Nizam A.</b>	<b>LAB</b>	<b>975</b>
Budden, Frank A.	CON	905
Patel, Kumudben	CON	889
Chudasama, Bimal	CON	858

**Rayners Lane**

<b>Nickolay, Lily J.</b>	<b>CON</b>	<b>1,199</b>
<b>Arnold, Raymond M.</b>	<b>CON</b>	<b>1,193</b>
<b>Harriss, Clive B.</b>	<b>CON</b>	<b>1,156</b>
Levy, Paul L.	LAB	1,102
Suresh, Sasikala S.	LAB	1,100
Vithaldas, Ashish	LAB	1,059
Petchey, Arthur P.	PI	271
Gearhart, Simon A.	PI	251
Whaley, Derek J.	PI	231

**Roxbourne**

<b>Currie, Robert W.</b>	<b>LAB</b>	<b>1,176</b>
<b>Dharmarajah, Manoharan</b>	<b>LAB</b>	<b>1,128</b>
<b>Ingram, Mark P.</b>	<b>LAB</b>	<b>1,055</b>
Goddard, Michael R.	CON	579
Hardy, Peter	CON	565
Merison, Julia S.	CON	546

**Roxeth**

<b>Miles, Jeremy J.</b>	<b>LAB</b>	<b>1,187</b>
<b>Idaikkadar, Thayapara</b>	<b>LAB</b>	<b>1,094</b>
<b>Ray, Radhikaranjan</b>	<b>LAB</b>	<b>1,060</b>
Simpson, William I.	PI	852
Crossman, Herbert W.	PI	823
Mahmood, Khalid	PI	750

**Stanmore Park**

<b>Ashton, Marilyn J.</b>	<b>CON</b>	<b>1,806</b>
<b>Bath, Camilla M.A.</b>	<b>CON</b>	<b>1,800</b>
<b>Bednell, Christine A.</b>	<b>CON</b>	<b>1,767</b>
Blake, Charles E.	LAB	500
Kurji, Kathleen G.	LAB	428
Ortenzi, Dino	LAB	393

**Wealdstone**

<b>Blann, Alan G.</b>	<b>LAB</b>	<b>1,334</b>
<b>Harrison, Cyril B.</b>	<b>LAB</b>	<b>1,323</b>
<b>Nolan, Marie-Louise S.</b>	<b>LAB</b>	<b>1,286</b>
Thomas, Christine M.	CON	564
Hall, John T.G.	CON	559
Bolasco, Stewart E.	CON	540

**West Harrow**

<b>Gate, Brian E.</b>	<b>LAB</b>	<b>1,249</b>
<b>Green, Mitzi J.</b>	<b>LAB</b>	<b>1,172</b>
<b>Patel, Anjana</b>	<b>CON</b>	<b>1,161</b>
Stillerman, Norman	LAB	1,102
Harsant, Leonard G.C.	CON	1,079
Rennie, John B.	CON	1,062

**By-elections****Stanmore South***No change**18 February 1999*

<b>Davine, Margaret A.</b>	<b>LAB</b>	<b>1,425</b>
Hughes, Gary S.	CON	696
Sandford, David B.	LD	388
<i>Death of Lawrence, Robert H. (LAB)</i>		

**Wealdstone***No change**23 May 2000*

<b>Blann, Alan G.</b>	<b>LAB</b>	<b>988</b>
Campbell, Brian K.	LD	440
Butt, Nasim S.	CON	343
<i>Death of Swaine, Ann L. (LAB)</i>		

**Pinner***No change**12 July 2001*

<b>Osborn, Paul S.</b>	<b>CON</b>	<b>1,062</b>
Lilley, Joseph T.	LAB	478
Chamberlain, Veronica M.	LD	250
Crossman, Herbert W.	IND	51
<i>Death of Cocksedge, Antony C. (CON)</i>		

# Havering

## Conservative minority administration

1 Brooklands	11 Mawneys
2 Cranham	12 Pettits
3 Elm Park	13 Rainham and Wennington
4 Emerson Park	14 Romford Town
5 Gooshays	15 St Andrew's
6 Hacton	16 South Hornchurch
7 Harold Wood	17 Squirrel's Heath
8 Havering Park	18 Upminster
9 Heaton	
10 Hylands	



### State of the parties, 1964-02

	CON	LAB	LD	other	total
2.5.02	26	9	1	18	54
7.5.98	14	29	3	17	63
5.5.94	11	31	4	17	63
3.5.90	19	25	6	13	63
8.5.86	28	20	5	10	63
6.5.82	37	12	5	9	63
4.5.78	38	12	-	13	63
4.5.74	20	26	-	9	55
13.5.71	13	30	-	12	55
9.5.68	35	7	-	13	55
7.5.64	16	27	-	12	55

### % share of the poll, 1964-02

	% poll	CON	LAB	LD	other
2.5.02	45.0	37.7	24.9	5.3	32.1
7.5.98	34.3	28.7	35.5	5.7	30.1
5.5.94	45.9	27.4	42.0	11.6	19.0
3.5.90	49.1	36.0	39.6	7.2	17.2
8.5.86	43.3	36.0	29.6	20.5	13.9
6.5.82	44.4	44.2	22.1	21.0	12.7
4.5.78	43.4	47.4	34.1	1.8	16.7
4.5.74	38.7	37.9	33.2	9.7	19.2
13.5.71	42.3	32.5	47.1	1.4	19.0
9.5.68	40.8	54.5	22.6	3.2	19.6
7.5.64	40.9	30.4	42.8	7.2	19.7

### Changes 1998-02

	CON	LAB	LD	other	total
Old council 02	13	29	3	18	63
Vacancies	-	-	-	-	-
By-elections	-	-	-	-	-
Allegiance changes	-1	-	-	+1	-
New council 98	14	29	3	17	63

### General statistics

		Havering	London
May 2002	Electorate	176,247	5,209,247
May 1998	Electorate	177,509	5,010,999
Mid 2002 (GLA)	Resident population aged 18 and over	184,200	5,859,600
Mid 1998(ONS)	Resident population aged 18 and over	179,000	5,536,100
May 2002	% unemployed	2.0	4.8
May 1998	% unemployed	3.0	6.7
April 2002	Band 'D' council tax	£1,037	£895
April 1998	Band 'D' council tax	£724	£687

## % share of the poll

	Date	%poll	CON	LAB	LD	GRE	others		
Brooklands	2.5.02	40.5	31.8	23.0	31.0	-	IND 14.1		
Cranham	2.5.02	58.6	16.0	10.3	-	5.2	REA 68.5		
Elm Park	2.5.02	42.6	31.3	40.2	-	-	TW 28.5		
Emerson Park	2.5.02	49.2	62.3	16.6	7.3	-	13.8		
Gooshays	2.5.02	35.7	24.4	40.3	-	-	IWCA 23.1	REA 12.2	
Hacton	2.5.02	47.1	26.3	19.2	-	-	REA 48.4	TW 6.1	
Harold Wood	2.5.02	46.6	37.1	32.6	30.3	-			
Havering Park	2.5.02	40.2	73.6	26.4	-	-			
Heaton	2.5.02	38.3	31.3	40.8	-	-	IWCA 27.9		
Hylands	2.5.02	43.1	43.2	28.0	-	-	REA 28.8		
Mawneys	2.5.02	43.7	63.7	36.3	-	-			
Pettits	2.5.02	52.7	50.4	12.1	-	-	37.5		
Rainham and Wennington	2.5.02	43.6	13.1	33.8	-	-	53.1		
Romford Town	2.5.02	40.5	56.0	28.3	15.7	-			
St Andrew's	2.5.02	38.3	25.4	22.9	-	-	REA 42.5	TW 4.5	UKIND 4.8
South Hornchurch	2.5.02	47.3	22.9	32.1	-	-	45.0		
Squirrel's Heath	2.5.02	44.7	68.0	18.8	13.1	-			
Upminster	2.5.02	56.5	15.9	9.0	-	5.0	70.0		

## By-elections

Heaton	25.1.01	15.2	19.0	46.2	7.2	-	IND 10.7	REA 11.0	UKIND 5.9
Rise Park	15.6.00	29.1	58.1	8.1	-	-	REA 31.8	SA 2.0	

## Results

### Brooklands

Meyer, Nigel L.	LD	1,405
Tebbutt, Henry A.	CON	1,394
Gower, Jean E.	CON	1,377
Simmons, Corinne R.	CON	1,336
Rumble, Patricia A.	LD	1,312
Zetter, Malcolm J.	LD	1,286
McCole, John	LAB	1,122
Willis, Sean L.	LAB	975
Badruddin, Pervez	LAB	877
Mahon, Eamonn M.	IND	608

### Cranham

Ford, Gillian	REA	4,060
Alexander, June M.	REA	4,042
Sinclair, Louisa G.	REA	4,004
Charles, David G.	CON	1,048
Kelly, Lesley S.	CON	900
Ramsey, Marjorie F.	CON	883
Campbell, Peter A.	LAB	616
McKernan, John	LAB	615
Lindsay, Margaret C.	LAB	590
Robinson, John	GRE	306

**Elm Park**

<b>Davis, Janet P.</b>	<b>LAB</b>	<b>1,861</b>
<b>Carr, Graham M.</b>	<b>LAB</b>	<b>1,851</b>
<b>Harris, Ray</b>	<b>LAB</b>	<b>1,824</b>
Hales, Paul	CON	1,530
Elton, Stanley W.	CON	1,488
Williamson, Graham K.	TW	1,309
Darby, Michael D.H.	CON	1,300

**Emerson Park**

<b>Ramsey, Roger E.</b>	<b>CON</b>	<b>2,853</b>
<b>Gardner, Peter C.</b>	<b>CON</b>	<b>2,747</b>
<b>Rochford, Paul N.</b>	<b>CON</b>	<b>2,727</b>
Reid, Pamela M.	LAB	767
Eagling, Irene L.	LAB	737
Hughes, Terence T.	LAB	720
Morris, Valerie J.	REA	646
Parker, John H.	REA	607
Ower, Ronald F.C.	REA	593
Mulliner, Madge V.	LD	331
Tegg, Helen J.	LD	331
Rabone, Albert E.	LD	309

**Gooshays**

<b>Harrison, William G.</b>	<b>LAB</b>	<b>1,507</b>
<b>Cornell, Yvonne M.J.</b>	<b>LAB</b>	<b>1,415</b>
<b>Stafford, Jeffery G.</b>	<b>LAB</b>	<b>1,377</b>
Rosindell, Eileen R.	CON	887
Acors, Peter R.	CON	876
Stanton, Melanie B.	IWCA	850
Hand, Marc	CON	848
Walpole, Andrew	IWCA	833
Clapton, John A.	IWCA	786
Staggs, Debra A.	REA	454
Staggs, Eric J.	REA	424
Street, Joan B.	REA	423

**Hacton**

<b>Cameron, Ivor J.</b>	<b>REA</b>	<b>2,321</b>
<b>Cameron, Eileen J.</b>	<b>REA</b>	<b>2,285</b>
<b>Reith, Barbara</b>	<b>REA</b>	<b>2,260</b>
Everett, Andrew R.	CON	1,322
Edes, Ruth	CON	1,238
Everett, Nicola D.	CON	1,174
Burn, David C.	LAB	1,025
Jiggins, Susan A.	LAB	871
Vann, Kathleen A.	LAB	832
Durant, David	TW	289

**Harold Wood**

<b>Kelly, Steven J.</b>	<b>CON</b>	<b>1,664</b>
<b>Ratty, Natasha L.</b>	<b>CON</b>	<b>1,652</b>
<b>Williams, Daryl T.</b>	<b>CON</b>	<b>1,606</b>
Eagling, Brian E.	LAB	1,507
Wood, Caroline B.T.	LAB	1,466
Coles, Jonathan W.A.	LD	1,423
Street, Leonard W.	LAB	1,354
Coles, Geoffrey J.	LD	1,300
Sanderson, Ian V.	LD	1,293

**Havering Park**

<b>Mann, Andrew J.</b>	<b>CON</b>	<b>2,776</b>
<b>Armstrong, Michael J.</b>	<b>CON</b>	<b>2,703</b>
<b>Starns, Geoffrey D.</b>	<b>CON</b>	<b>2,703</b>
Collard, Christopher G.	LAB	997
Symes, Frederick T.	LAB	980
Stygall, Paul F.	LAB	959

**Heaton**

<b>Darvill, Keith E.</b>	<b>LAB</b>	<b>1,434</b>
<b>O'Flynn, Denis B.</b>	<b>LAB</b>	<b>1,402</b>
<b>Mills, Wilfred C.</b>	<b>LAB</b>	<b>1,353</b>
Wells, Keith F.	CON	1,087
Joy, Mark P.	CON	1,069
Bates, Edward C.	CON	1,060
Wilson, Henry J.	IWCA	991
Stanton, Neil R.M.	IWCA	941
Morley, John	IWCA	933



**Hylands**

<b>Oddy, Barry J.</b>	<b>CON</b>	<b>1,912</b>
<b>Galpin, Georgina V.</b>	<b>CON</b>	<b>1,860</b>
<b>Brace, Malcolm T.J.</b>	<b>CON</b>	<b>1,765</b>
Shaw, Raymond J.	LAB	1,315
Winter, Linda A.	REA	1,250
Johnston-Messore, Victoria A.	REA	1,213
Norwin, Barry	LAB	1,166
Walford, Victoria E.	LAB	1,115

**Mawneys**

<b>Price, Derek G.</b>	<b>CON</b>	<b>2,621</b>
<b>Smith, Alexandra</b>	<b>CON</b>	<b>2,588</b>
<b>Smith, Martin G.C.</b>	<b>CON</b>	<b>2,547</b>
McCole, Sheila A.	LAB	1,525
Mullane, Margaret	LAB	1,494
Usukumah, Comfort O.	LAB	1,392

**Pettits**

<b>Webster, Joseph G.</b>	<b>CON</b>	<b>2,688</b>
<b>Tebbutt, Henry A.</b>	<b>CON</b>	<b>2,660</b>
<b>Morgon, Raymond P.</b>	<b>CON</b>	<b>2,565</b>
Evans, Valerie A.	REA	2,005
Wilkes, Ian H.	REA	1,991
Stevens, Denis H.	REA	1,885
Craig, Pamela J.	LAB	659
Packer, Richard J.	LAB	625
White, Herbert P.	LAB	608

**Rainham and Wennington**

<b>Tucker, Jeffrey</b>	<b>REA</b>	<b>2,248</b>
<b>Redgrave, Wayne A.</b>	<b>REA</b>	<b>2,086</b>
<b>Clarke, Brian M.</b>	<b>REA</b>	<b>2,020</b>
Webb, Harry A.	LAB	1,383
Ellis, Anthony J.	LAB	1,373
Emmett, Raymond F.	LAB	1,287
Carter, Maureen M.	CON	565
Daniels, George H.	CON	521
Fackerell, Dean	CON	480

**Romford Town**

<b>Curtin, Andrew S.</b>	<b>CON</b>	<b>2,336</b>
<b>Brice-Thompson, Wendy</b>	<b>CON</b>	<b>2,312</b>
<b>Thompson, Frederick H.V.</b>	<b>CON</b>	<b>2,238</b>
Durso, Angela L.	LAB	1,205
Kilbey, Robert S.	LAB	1,143
McInerney, Peter J.	LAB	1,130
Davies, Peter C.	LD	710
Giller, Renee J.	LD	609
Porter, John C.	LD	605

**St Andrew's**

<b>Oliver, Christopher J.</b>	<b>REA</b>	<b>2,069</b>
<b>Mylod, John C.</b>	<b>REA</b>	<b>1,966</b>
<b>Winter, Michael A.</b>	<b>REA</b>	<b>1,814</b>
Roberts, Carol	CON	1,302
Binion, Robert J.	CON	1,115
Matthews, Terence F.	LAB	1,085
Cockling, Jean M.	CON	1,072
Vincent, Bryan T.	LAB	1,058
Arkan, Jayne H.	LAB	1,006
Scott, Alan J.	UKIND	232
Murray, Terry P.	UKIND	224
Guiver, Joseph G.	TW	205
Webb, Lawrence J.	UKIND	204

**South Hornchurch**

<b>Long, Leonard F.</b>	<b>REA</b>	<b>1,804</b>
<b>Whitney, Reginald</b>	<b>REA</b>	<b>1,776</b>
<b>Brown, Malvin P.</b>	<b>REA</b>	<b>1,539</b>
Purnell, Christopher W.	LAB	1,368
Mitchell, Jean H.	LAB	1,149
Wood, Michael D.	LAB	1,139
Carter, John E.	CON	889
Clark, John A.	CON	869
Clark, Patricia A.T.	CON	847

**Squirrel's Heath**

<b>Cahill, Edward</b>	<b>CON</b>	<b>2,993</b>
<b>Munday, Eric A.</b>	<b>CON</b>	<b>2,965</b>
<b>White, Michael J.</b>	<b>CON</b>	<b>2,917</b>
Harding, David G.	LAB	836
Brindley, Neil W.	LAB	817
Jaques, Stephen K.	LAB	803
Taylor, Brian C.	LD	593
Turner, Caroline	LD	584
Spence, Peter B.	LD	535

**Upminster**

<b>Mawthorn, Linda R.</b>	<b>REA</b>	<b>4,202</b>
<b>Ware, Owen H.I.</b>	<b>REA</b>	<b>4,119</b>
<b>Mylod, Muriel P.</b>	<b>REA</b>	<b>4,082</b>
Gower, Guy A.	CON	979
Gower, Susan J.	CON	950
Passannante, Gloria K.	CON	894
Darvill, Andrew E.	LAB	618
Brown, Patricia M.	LAB	520
Scott, David G.	LAB	456
Collins, Melanie J.	GRE	297

**By-elections**

**Rise Park**

15 June 2000

No change

<b>Scott-Morris, Gordon</b>	<b>CON</b>	<b>990</b>
Shrimpton, John F.	REA	541
Street, Leonard W. (Jnr)	LAB	138
Alder, Peter J.	SA	34
<i>Death of Symonds, Norman F. (CON)</i>		

**Heaton**

25 January 2001

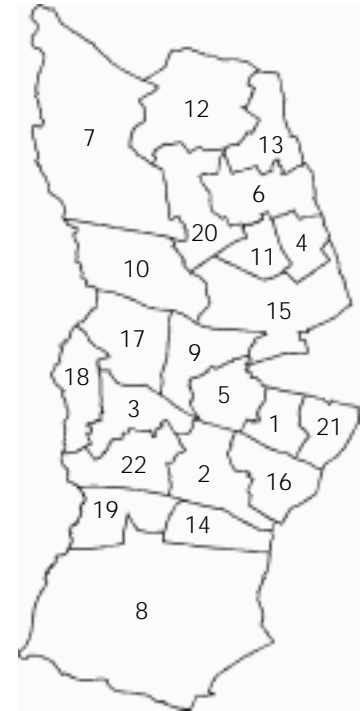
No change

<b>Willis, Sean</b>	<b>LAB</b>	<b>582</b>
Bates, Edward C.	CON	240
Staggs, Eric J.	REA	139
Stanton, Neil R.M.	IND	135
Wilson, Henry J.	LD	91
Murray, Terry P.	UKIND	74
<i>Death of Latham, Ruby M. (LAB)</i>		

# Hillingdon

## Conservative minority administration

1	Barnhill	12	Northwood
2	Botwell	13	Northwood Hills
3	Brunel	14	Pinkwell
4	Cavendish	15	South Ruislip
5	Charville	16	Townfield
6	Eastcote and East Ruislip	17	Uxbridge North
7	Harefield	18	Uxbridge South
8	Heathrow Villages	19	West Drayton
9	Hillingdon East	20	West Ruislip
10	Ickenham	21	Yeading
11	Manor	22	Yiewsley



### State of the parties, 1964-02

	CON	LAB	LD	other	total
2.5.02	31	27	7	-	65
7.5.98	34	31	4	-	69
5.5.94	25	43	-	1	69
3.5.90	35	34	-	-	69
8.5.86	28	34	7	-	69
6.5.82	57	10	2	-	69
4.5.78	55	14	-	-	69
4.5.74	28	32	-	-	60
13.5.71	24	36	-	-	60
9.5.68	60	-	-	-	60
7.5.64	24	36	-	-	60

### % share of the poll, 1964-02

	% poll	CON	LAB	LD	other
2.5.02	33.3	41.8	34.5	16.5	7.2
7.5.98	34.9	45.9	37.9	14.3	2.0
5.5.94	51.1	39.7	44.1	14.5	1.7
3.5.90	52.9	48.1	36.7	11.7	3.5
8.5.86	48.1	42.9	33.9	22.2	1.0
6.5.82	48.9	52.7	23.2	24.0	0.1
4.5.78	54.9	64.0	30.1	4.3	1.6
4.5.74	43.9	51.7	38.9	8.2	1.2
13.5.71	44.3	45.7	51.7	2.3	0.3
9.5.68	44.6	67.7	25.9	5.8	0.6
7.5.64	43.4	43.2	48.7	6.8	1.4

### Changes 1998-02

	CON	LAB	LD	other	total
Old council 02	33	32	4	-	69
Vacancies	-	-	-	-	-
By-elections	-1	+1	-	-	-
Allegiance changes	-	-	-	-	-
New council 98	34	31	4	-	69

### General statistics

		Hillingdon	London
May 2002	Electorate	180,130	5,209,247
May 1998	Electorate	177,334	5,010,999
Mid 2002 (GLA)	Resident population aged 18 and over	201,700	5,859,600
Mid 1998 (ONS)	Resident population aged 18 and over	194,200	5,536,100
May 2002	% unemployed	2.4	4.8
May 1998	% unemployed	3.0	6.7
April 2002	Band 'D' council tax	£992	£895
April 1998	Band 'D' council tax	£704	£687

**% share of the poll**

	Date	%poll	CON	LAB	LD	GRE	others	
Barnhill	2.5.02	29.7	17.1	62.2	6.4	6.7	IND 7.6	
Botwell	2.5.02	28.2	24.5	67.8	7.7	-		
Brunel	2.5.02	26.8	48.6	39.6	11.7	-		
Cavendish	2.5.02	42.0	43.2	11.8	45.1	-		
Charville	2.5.02	35.3	34.4	43.4	6.6	5.9	BNP 9.7	
Eastcote and East Ruislip	2.5.02	40.0	68.4	13.3	18.3	-		
Harefield	2.5.02	38.9	40.5	32.8	8.0	-	18.7 BNP	IND
Heathrow Villages	2.5.02	29.9	25.3	37.7	8.8	8.1	6.8	13.2
Hillingdon East	2.5.02	37.4	28.1	32.9	39.0	-		
Ickenham	2.5.02	42.6	69.6	15.1	15.2	-		
Manor	2.5.02	44.6	30.7	11.2	34.8	13.9	IND 9.5	
Northwood	2.5.02	31.2	68.3	11.9	19.9	-		
Northwood Hills	2.5.02	30.4	63.4	20.3	16.4	-		
Pinkwell	2.5.02	28.5	18.3	58.7	8.9	9.6	SALT 4.5	
South Ruislip	2.5.02	34.6	43.5	38.8	9.9	7.7		
Townfield	2.5.02	28.1	15.4	58.3	5.5	8.0	IND 12.8	
Uxbridge North	2.5.02	32.6	57.5	20.7	12.4	9.4		
Uxbridge South	2.5.02	31.1	44.4	44.3	11.2	-		
West Drayton	2.5.02	35.0	44.7	46.9	8.4	-		
West Ruislip	2.5.02	34.6	60.9	17.0	22.1	-		
Yeading	2.5.02	26.7	22.4	68.2	9.4	-		
Yiewsley	2.5.02	27.4	40.6	46.3	13.1	-		

**By-elections**

<i>Botwell</i>	<i>30.3.00</i>	<i>27.6</i>	<i>19.3</i>	<i>49.4</i>	<i>13.9</i>	-	<i>SP</i> <i>17.4</i>	
<i>Yiewsley</i>	<i>25.6.98</i>	<i>34.0</i>	<i>41.8</i>	<i>44.2</i>	<i>14.0</i>	-		

## Results

## Barnhill

<b>Major, John R.</b>	<b>LAB</b>	<b>1,653</b>
<b>Usher, Michael S.</b>	<b>LAB</b>	<b>1,575</b>
<b>Way, Anthony F.</b>	<b>LAB</b>	<b>1,505</b>
Atthey, Peggy M.	CON	456
Preston, Arthur J.	CON	430
Pahal, Kashmir S.	CON	411
Russell, Martin S.	IND	192
Powell, David J.	GRE	171
Ali, Mukhtar A.	LD	163
Gunn, Stuart	LD	162
Peach, Andrew W.	LD	160

## Botwell

<b>Gardner, Janet E.</b>	<b>LAB</b>	<b>1,686</b>
<b>Ryerson, Peter M.</b>	<b>LAB</b>	<b>1,587</b>
<b>Jarjussey, Phoday B.S.</b>	<b>LAB</b>	<b>1,543</b>
Ilsey, Allan G.	CON	611
Robins, Valerie C.	CON	578
Simons, Michael J.	CON	553
Bell, Beryl D.	LD	283
Tsambas, Andrew C.	LD	139
Tsambas, Thelma	LD	128

## Brunel

<b>Courtenay, Geoffrey D.</b>	<b>CON</b>	<b>1,065</b>
<b>Jenkins, Sandra</b>	<b>CON</b>	<b>1,063</b>
<b>Langley, Alfred G.</b>	<b>CON</b>	<b>995</b>
Maguire, Peter	LAB	878
O'Connell, Gerald H.	LAB	857
Dua, Jacob	LAB	811
Hickman, Rachael J.	LD	276
Lowdon, Christopher I.	LD	247
El-Khalil, Jamil	LD	230

## Cavendish

<b>Carey, Stephen J.</b>	<b>LD</b>	<b>1,602</b>
<b>Webb, Elaine</b>	<b>LD</b>	<b>1,517</b>
<b>Grant, Margaret A.</b>	<b>CON</b>	<b>1,470</b>
Little, Anthony J.	LD	1,457
White, Michael R.	CON	1,457
Brice, Joseph E.	CON	1,456
Hunt, Martin	LAB	421
Blundell, Alan T.	LAB	394
Mitchell, Ian K.C.	LAB	382

## Charville

<b>Curling, Peter A.</b>	<b>LAB</b>	<b>1,391</b>
<b>Horne, David J.</b>	<b>LAB</b>	<b>1,344</b>
<b>Ghei, Roshan L.</b>	<b>LAB</b>	<b>1,297</b>
Horn, Graham E.M.	CON	1,087
Bailey, Vincent J.	CON	1,082
Nicholson, Geraldine	CON	1,027
Shaw, Peter	BNP	301
Curley, Oliver J.	LD	244
Kitt, Ian W.	LD	203
Frame, Stuart	GRE	183
Scoones, Martin A.	LD	168

## Eastcote and East Ruislip

<b>Dann, Catherine S.</b>	<b>CON</b>	<b>2,408</b>
<b>Baker, Bruce A.</b>	<b>CON</b>	<b>2,388</b>
<b>Payne, David W.</b>	<b>CON</b>	<b>2,317</b>
Jackson, Matilda	LD	638
Campbell, Janet R.	LD	635
Marshall, David J.	LD	631
Blundell, Dorothy J.	LAB	487
Carey, Paul J.	LAB	485
Roe, Charles R.	LAB	408

**Harefield**

<b>Barnes, Richard M.</b>	<b>CON</b>	<b>925</b>
<b>Higgins, Henry</b>	<b>CON</b>	<b>758</b>
Crawley, Pauline D.	LAB	725
Rice-Morley, Wendy A.	LAB	636
Edward, Ian	BNP	389
Baker, Fionuala M.	LD	185
Underwood, Garth L.	LD	148

**Heathrow Villages**

<b>Griffin, Lee D.</b>	<b>LAB</b>	<b>1,096</b>
<b>Sidhu, Jagjit S.</b>	<b>LAB</b>	<b>943</b>
<b>Money, Edgar</b>	<b>LAB</b>	<b>895</b>
O'Connor, Phillip M.	CON	716
Shone, Russell W.	CON	646
Rahal, Ameen F.	CON	606
Langley, Dean C.	IND	341
Nielsen, Carl J.	LD	272
Almond, Gwendoline M.	LD	245
Cooper, Anthony G.B.	GRE	211
McAllister, Francis S.	BNP	177
Oggier, Raymond E.F.	LD	169

**Hillingdon East**

<b>Rhodes, Jill</b>	<b>LD</b>	<b>1,244</b>
<b>Vernazza, Andrew</b>	<b>LD</b>	<b>1,164</b>
<b>Filgate, Patrick F.</b>	<b>LD</b>	<b>1,159</b>
Bliss, Lindsay	LAB	1,045
Morrison, Archibald A.	LAB	1,001
Ouseley, Stuart J.	LAB	969
Ilsley, Sarah L.	CON	904
Czarniecki, Peter J.	CON	833
Dhanao, Mathew	CON	833

**Ickenham**

<b>Puddifoot, Raymond J.</b>	<b>CON</b>	<b>2,320</b>
<b>Hensley, John K.E.</b>	<b>CON</b>	<b>2,206</b>
<b>Simmonds, David T.</b>	<b>CON</b>	<b>2,159</b>
Outhwaite, Mary	LD	564
Buckingham, John	LAB	558
Cooke, Montague B.H.	LD	500
Bebbington, John	LAB	464
Allam, Charlotte	LAB	432
Wainwright, Allan	LD	399

**Manor**

<b>Cox, Michael F.</b>	<b>LD</b>	<b>1,532</b>
<b>Gettleson, Michael J.</b>	<b>LD</b>	<b>1,354</b>
<b>Mills, Douglas S.</b>	<b>CON</b>	<b>1,329</b>
Baker, Keith W.	LD	1,325
Merriman, Glyn J.	CON	1,212
Yarrow, David A.	CON	1,174
Lee, Graham J.	GRE	561
Nunn, Robert P.M.	LAB	502
Lefort, Anna T.	LAB	461
Rawana, Sabelo	LAB	394
Payton, John R.	IND	383

**Northwood**

<b>Lewis, Richard A.</b>	<b>CON</b>	<b>1,695</b>
<b>Seaman-Digby, Scott M.</b>	<b>CON</b>	<b>1,581</b>
<b>Kanjeer, Albert</b>	<b>CON</b>	<b>1,514</b>
Chandler, Ian B.	LD	562
Davies, Janet	LD	425
Davies, Harry	LD	406
Clark, Sarah A.	LAB	313
McDonald, Peter L.	LAB	264
Turvey, Mary	LAB	257

**Northwood Hills**

<b>Bishop, David A.</b>	<b>CON</b>	<b>1,573</b>
<b>Bianco, Jonathan P.S.</b>	<b>CON</b>	<b>1,509</b>
<b>Retter, Andrew J.</b>	<b>CON</b>	<b>1,466</b>
Hill, Susan A.	LAB	496
Dell, Doreen	LAB	493
McDonald, Margaret T.	LAB	465
Bonner, Richard A.	LD	412
Klein, Alan H.	LD	407
Parsonage, Neville G.	LD	355

**Pinkwell**

<b>Oswell, John L.</b>	<b>LAB</b>	<b>1,590</b>
<b>Dhillon, Santokh S.</b>	<b>LAB</b>	<b>1,446</b>
<b>Sandhu, Avtar S.</b>	<b>LAB</b>	<b>1,387</b>
Howell, Marion	CON	474
Robins, Peter W.	CON	453
Pearston, Adrian J.	CON	452
Gilbert, Graham	GRE	242
Heaney, Valerie L.	LD	237
Ryder, Frank J.	LD	224
Ryder, Lucy-Anne	LD	207
Leonard, Julia A.	SALT	114

**South Ruislip**

<b>O'Neill, James J.</b>	<b>CON</b>	<b>1,251</b>
<b>Harper-O'Neill, Shirley A.</b>	<b>CON</b>	<b>1,197</b>
<b>O'Conner, Mary A.</b>	<b>CON</b>	<b>1,172</b>
O'Shea, Anne	LAB	1,119
Morse, John V.	LAB	1,058
Eginton, Anthony C.	LAB	1,052
Green, Christopher A.	LD	316
Cooke, Mary E.	LD	256
Jacobs, Margaret B.	LD	255
Hutton, Richard	GRE	213

**Townfield**

<b>Allen, Linda J.</b>	<b>LAB</b>	<b>1,550</b>
<b>Chand, Dalip</b>	<b>LAB</b>	<b>1,472</b>
<b>Nunn-Price, Norman H.</b>	<b>LAB</b>	<b>1,362</b>
Barker, Nigel R.	CON	419
Ahmad, Imtiaz	CON	377
Dier, Timothy S.	CON	364
Smith, Jeanne	IND	321
Burrage, Geoff C.	GRE	200
Dollimore, Peter J.	LD	192
Mallick, Saghaer A.	LD	113
Reap, Margaret B.	LD	108

**Uxbridge North**

<b>Barrett, Josephine M.</b>	<b>CON</b>	<b>1,697</b>
<b>Cooper, George E.</b>	<b>CON</b>	<b>1,665</b>
<b>Heywood, Michael J.</b>	<b>CON</b>	<b>1,602</b>
Lonsdale, John G.	LAB	616
McIntosh, Karen R.	LAB	602
Scallan, John	LAB	569
Monk, Audrey P.	LD	367
Wainwright, Margaret G.V.	LD	367
Graham, Alan S.	LD	339
Burrows, John	GRE	272

**Uxbridge South**

<b>Burrows, Keith E.</b>	<b>CON</b>	<b>1,204</b>
<b>Burles, Anthony</b>	<b>LAB</b>	<b>1,190</b>
<b>Routledge, David W.</b>	<b>CON</b>	<b>1,188</b>
Marshall, Roderick P.	LAB	1,175
Jonas, James A.	LAB	1,169
Oakley, Ian	CON	1,150
Malyan, Andrew D.	LD	330
Holland, Eileen	LD	319
Miller, Keith W.	LD	244

**West Drayton**

<b>Duncan, Janet S.M.</b>	<b>LAB</b>	<b>1,405</b>
<b>Harmsworth, Paul K.</b>	<b>LAB</b>	<b>1,312</b>
<b>Banks, Ann F.</b>	<b>CON</b>	<b>1,300</b>
Tomlin, Graham R.	LAB	1,275
Bull, Michael J.D.	CON	1,265
Patel, Dipakkumar M.	CON	1,235
David, Andrew P.	LD	280
Vernazza, Jennifer	LD	236
Winterbotham, Melanie M.	LD	202

**West Ruislip**

<b>Corthorne, Philip N.</b>	<b>CON</b>	<b>1,527</b>
<b>Crowe, Brian C.</b>	<b>CON</b>	<b>1,500</b>
<b>Stone, Solveig</b>	<b>CON</b>	<b>1,487</b>
Asquith, Jeremy E.C.	LD	557
Toms, Leonard C.	LD	552
Honeygold, Derek J.	LD	527
Thompson, Shirley E.	LAB	428
McNamara, Rowena M.	LAB	417
Craig, James S.	LAB	415

**Yeading**

<b>Allam, David R.</b>	<b>LAB</b>	<b>1,448</b>
<b>Lakhan, Karnail S.</b>	<b>LAB</b>	<b>1,352</b>
<b>Khursheed, Mohammed</b>	<b>LAB</b>	<b>1,303</b>
Murray, Daren M.	CON	471
Bamber, Mohammad A.	CON	438
Stack, Kevin E.	CON	436
Bennett, Geoffrey G.	LD	221
Whitley, Doreen P.	LD	178
Reap, Donald W.	LD	166

**Yiewsley**

<b>Stocker, Catherine</b>	<b>LAB</b>	<b>1,063</b>
<b>Way, Marion</b>	<b>LAB</b>	<b>972</b>
<b>Sethi, Paramjit K.</b>	<b>LAB</b>	<b>960</b>
Banks, Daniel A.	CON	918
Barber, Matthew D.	CON	856
Benson, Robert C.	CON	847
Turner, Graham M.	LD	318
Rout, John H.	LD	271
Leigher, Hilary F.	LD	258

**By-elections****Yiewsley**

25 June 1998

*LAB gain from CON*

<b>Harmsworth, Paul K.</b>	<b>LAB</b>	<b>777</b>
Wing, Brian A.	CON	734
Gee, Christopher	LD	245
<i>Disqualification of Chester, Mark J. (CON)</i>		

**Botwell**

30 March 2000

*No change*

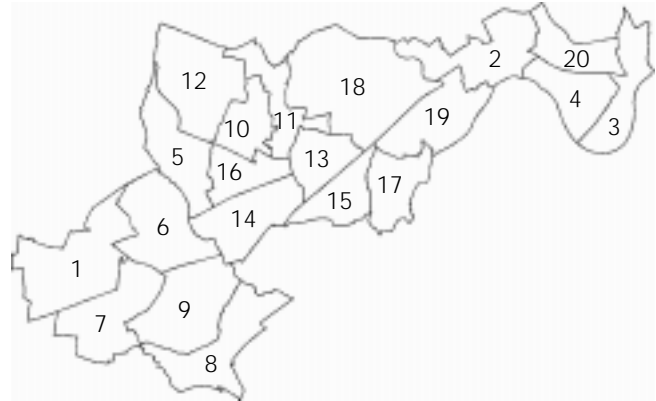
<b>Nunn-Price, Norman H.</b>	<b>LAB</b>	<b>661</b>
Gibson, Michael J.	CON	258
Kennedy, Walter D.	SP	233
Cox, Michael	LD	186
<i>Resignation of Freeman, Timothy J. (LAB)</i>		



# Hounslow

## Labour administration

1	Bedfont	12	Heston West
2	Brentford	13	Hounslow Central
3	Chiswick Homefields	14	Hounslow Heath
4	Chiswick Riverside	15	Hounslow South
5	Cranford	16	Hounslow West
6	Feltham North	17	Isleworth
7	Feltham West	18	Osterley and Spring Grove
8	Hanworth	19	Syon
9	Hanworth Park	20	Turnham Green
10	Heston Central		
11	Heston East		



## State of the parties, 1964-02

	CON	LAB	LD	other	total
2.5.02	15	36	5	4	60
7.5.98	11	44	4	1	60
5.5.94	6	49	5	-	60
3.5.90	15	44	1	-	60
8.5.86	17	40	3	-	60
6.5.82	27	33	-	-	60
4.5.78	24	36	-	-	60
4.5.74	23	37	-	-	60
13.5.71	13	47	-	-	60
9.5.68	53	7	-	-	60
7.5.64	12	48	-	-	60

## % share of the poll, 1964-02

	% poll	CON	LAB	LD	other
2.5.02	29.0	29.7	37.9	12.9	19.6
7.5.98	32.4	27.6	48.5	14.2	9.7
5.5.94	44.9	27.8	53.1	16.6	2.5
3.5.90	48.9	35.6	45.7	9.0	9.6
8.5.86	46.8	35.0	43.2	20.7	1.0
6.5.82	46.4	43.2	37.8	18.1	0.9
4.5.78	48.5	47.8	48.2	2.2	1.9
4.5.74	38.9	43.5	48.7	4.2	3.6
13.5.71	45.3	39.4	58.2	0.0	2.4
9.5.68	45.2	58.8	37.7	3.1	0.4
7.5.64	46.7	38.7	51.9	9.3	0.2

## Changes 1998-02

	CON	LAB	LD	other	total
Old council 02	11	43	5	1	60
Vacancies	-	-	-	-	-
By-elections	-	-1	+1	-	-
Allegiance changes	-	-	-	-	-
New council 98	11	44	4	1	60

## General statistics

		Hounslow	London
May 2002	Electorate	160,885	5,209,247
May 1998	Electorate	155,583	5,010,999
Mid 2002 (GLA)	Resident population aged 18 and over	163,600	5,859,600
Mid 1998 (ONS)	Resident population aged 18 and over	161,700	5,536,100
May 2002	% unemployed	2.7	4.8
May 1998	% unemployed	4.0	6.7
April 2002	Band 'D' council tax	£1,022	£895
April 1998	Band 'D' council tax	£730	£687

**% share of the poll**

	Date	%poll	CON	LAB	LD	GRE		others
Bedfont	2.5.02	28.2	26.5	29.3	33.1	-	ABEEC 11.1	
Brentford	2.5.02	30.1	14.2	32.8	11.8	-	ABEEC 29.0	IND 12.2
Chiswick Homefields	2.5.02	32.5	46.2	23.6	20.7	9.6		
Chiswick Riverside	2.5.02	31.1	45.2	19.8	15.9	10.7	ABEEC 8.4	
Cranford	2.5.02	34.0	28.8	56.4	-	-	14.8	
Feltham North	2.5.02	26.7	49.2	33.5	17.3	-		
Feltham West	2.5.02	20.5	25.0	41.1	17.2	-	16.8	
Hanworth	2.5.02	24.0	15.3	33.5	43.2	-	8.0	
Hanworth Park	2.5.02	27.3	22.6	31.5	21.0	-	ABEEC 14.5	IND 10.5
Heston Central	2.5.02	30.3	32.7	52.7	-	14.7		
Heston East	2.5.02	27.9	25.4	51.8	-	9.3	ABEEC 13.4	
Heston West	2.5.02	29.9	18.4	61.0	-	9.0	11.7	
Hounslow Central	2.5.02	25.6	28.3	59.1	-	-	12.6	
Hounslow Heath			uncontested					
Hounslow South	2.5.02	36.6	34.8	33.3	11.2	-	ABEEC 8.4	CTY 12.3
Hounslow West	2.5.02	26.4	22.2	66.8	-	-	10.9	
Isleworth	2.5.02	29.0	9.5	30.9	7.2	-	CTY 52.4	
Osterley and Spring Grove	2.5.02	30.6	41.6	28.5	13.5	-	ABEEC 7.3	CTY 9.1
Syon	2.5.02	31.9	15.7	34.6	19.4	-	CTY 30.3	
Turnham Green	2.5.02	29.0	49.5	21.6	13.0	8.3	ABEEC 7.5	
<b>By-elections</b>								
<i>Chiswick Riverside</i>	<i>8.3.01</i>	<i>24.0</i>	<i>44.5</i>	<i>26.8</i>	<i>28.8</i>	<i>-</i>		
<i>East Bedfont</i>	<i>19.10.00</i>	<i>15.4</i>	<i>20.8</i>	<i>27.3</i>	<i>42.0</i>	<i>-</i>	IND 9.9	
<i>Gunnersbury</i>	<i>12.11.98</i>	<i>21.4</i>	<i>32.1</i>	<i>46.0</i>	<i>14.2</i>	<i>-</i>	7.7	
<i>Hounslow Central</i>	<i>19.10.00</i>	<i>17.6</i>	<i>22.5</i>	<i>59.3</i>	<i>8.3</i>	<i>-</i>	10.0	

## Results

## Bedfont

<b>Howliston, John</b>	<b>LD</b>	<b>804</b>
<b>Hills, Peter</b>	<b>LD</b>	<b>777</b>
<b>Hughes, David M.</b>	<b>LAB</b>	<b>688</b>
Farmahan, Adesh	LAB	657
Lobo, Julius	LD	645
Sandhu, Devinder	LAB	628
Bowdrey, Leslie C.	CON	609
Mammatt, Hazel E.	CON	606
Kenton, Michael J.	CON	565
Hannah, Mark R.	ABEEC	248

## Brentford

<b>Cadbury, Ruth M.</b>	<b>LAB</b>	<b>1,186</b>
<b>Edwards, Patrick L.</b>	<b>LAB</b>	<b>933</b>
<b>Kirton, Luke</b>	<b>ABEEC</b>	<b>883</b>
Malhotra, Seema	LAB	870
Hawcroft, Michelle F.A.	CON	467
Chadwick, Naomi E.	LD	458
Hearn, Thomas S.	CON	444
Rowntree, Alfred J.M.	CON	388
Dakers, Christopher H.	LD	378
van den Begin, Neil	IND	371
James, Patricia M.	LD	239

## Chiswick Homefields

<b>Gilson, Sally L.</b>	<b>CON</b>	<b>1,260</b>
<b>Oulds, Robert</b>	<b>CON</b>	<b>1,229</b>
<b>Day, John J.</b>	<b>CON</b>	<b>1,222</b>
Yates, Valerie	LAB	662
Bunnell, Tristan StJ.	LAB	652
Ballentyne, Phyllis A.	LD	599
Butt, Rooman	LAB	577
Daly, James	LD	545
Thomas, Julie V.	LD	515
Bleach, Martin	GRE	256

## Chiswick Riverside

<b>Lynch, Paul K.</b>	<b>CON</b>	<b>1,241</b>
<b>Barwood, Felicity</b>	<b>CON</b>	<b>1,234</b>
<b>Kinghorn, Robert R.F.</b>	<b>CON</b>	<b>1,202</b>
Flood, Penelope N.E.	LAB	595
Wilson, Barry	LAB	545
Steed, Andrew T.	LD	488
Bhatia, Krishan	LAB	475
Thompson, Andrew M.G.	LD	419
Wingate-Saul, Priscilla K.	LD	389
Blake, Christopher	GRE	291
Merritt, David	ABEEC	227

## Cranford

<b>Gill, Sarbjit S.</b>	<b>LAB</b>	<b>1,122</b>
<b>Kad, Parmod</b>	<b>LAB</b>	<b>1,036</b>
<b>Sangha, Sohan S.</b>	<b>LAB</b>	<b>1,035</b>
Bukhari, Nusrat R.	CON	548
Bukhari, Syed	CON	541
Dhaliwal, Surjit S.	CON	539
Brownscombe, Paul A.	ABEEC	279

## Feltham North

<b>Bowen, Robert M.</b>	<b>CON</b>	<b>1,109</b>
<b>Hunt, Michael J.</b>	<b>LAB</b>	<b>779</b>
<b>Chatt, John W.</b>	<b>LAB</b>	<b>758</b>
Walmsley, Stuart	LAB	730
Hutchins, Anthony	LD	500
Morley, Rachel	LD	419
Vial, Philip	LD	248

## Feltham West

<b>Cooper, John H.</b>	<b>LAB</b>	<b>734</b>
<b>Jacks, Digby K.</b>	<b>LAB</b>	<b>679</b>
<b>Chopra, Krishan L.</b>	<b>LAB</b>	<b>630</b>
Cullinane, Sandra	CON	427
Pitt, Peter S.	CON	419
Eves, Elizabeth K.L.	CON	397
Hills, Diana	LD	312
Durman, Neil	ABEEC	278
West, Anthony	LD	277
Abraham, Irena	LD	264

**Hanworth**

<b>Morgan-Watts, Andrew</b>	<b>LD</b>	<b>860</b>
<b>Fincher, Raymond</b>	<b>LD</b>	<b>792</b>
<b>Nakamura, Linda</b>	<b>LD</b>	<b>723</b>
Davison, John B.	LAB	688
Hughes, Elizabeth P.	LAB	609
Girdhar, Amar N.	LAB	542
Carter, Ronald A.H.	CON	298
Haines, Betty M.	CON	275
Hopkins, Neil T.	CON	268
Girling, Lionel J.	ABEEC	147

**Hanworth Park**

<b>Driscoll, Colin J.</b>	<b>LAB</b>	<b>761</b>
<b>Ellar, Colin</b>	<b>LAB</b>	<b>688</b>
<b>Wason, Bobbie</b>	<b>LAB</b>	<b>636</b>
Lee, Simon D.	CON	547
Darley, Andrew	LD	544
Wilson, Thomas D.	CON	533
Laverock, Peter	LD	479
Mesanathan, Thotakura K.	CON	412
Rahman, Mohammad	LD	364
Anderson, John W.	ABEEC	319
Murphy, Patricia F.	IND	292
Murphy, John C.	IND	200
Harris, Barbara E.A.	IND	199

**Heston Central**

<b>Dhillon, Gopal S.</b>	<b>LAB</b>	<b>1,291</b>
<b>Gill, Mohinder S.</b>	<b>LAB</b>	<b>1,267</b>
<b>Vaught, Peta V.</b>	<b>LAB</b>	<b>1,261</b>
Lakhanpaul, Bhupindar K.	CON	814
Purewal, Naman W.K.	CON	813
Taank, Nathalal J.	CON	740
Edwards, Alison L.	GRE	354

**Heston East**

<b>Clarke, Roger M.</b>	<b>LAB</b>	<b>1,200</b>
<b>Mann, Amritpal S.</b>	<b>LAB</b>	<b>1,143</b>
<b>Lal, Gurmail S.</b>	<b>LAB</b>	<b>1,091</b>
Hopkins, Eleanor C.	CON	781
Dhiri, Manohar L.	CON	675
Syed, Sacha K.	ABEEC	296
Sandhu, Kabaljit S.	CON	229
Smith, Stephen P.	GRE	206

**Heston West**

<b>Bath, Rajinder S.</b>	<b>LAB</b>	<b>1,395</b>
<b>Gray, John S.</b>	<b>LAB</b>	<b>1,134</b>
<b>Chaudhary, Mohammed H.</b>	<b>LAB</b>	<b>1,125</b>
Austin, Jack H.	CON	529
Berkeley, Anthony F.	CON	484
Sewell, Joanne M.	ABEEC	233
Robertson, William S.	GRE	179
Soora, Harpinder S.	CON	88

**Hounslow Central**

<b>Whatley, Robert J.</b>	<b>LAB</b>	<b>1,249</b>
<b>Jassar, Sham S.</b>	<b>LAB</b>	<b>1,198</b>
<b>Khwaja, Ilyas</b>	<b>LAB</b>	<b>1,123</b>
Davies, Linda A.	CON	608
Hill, Sylvia J.	CON	553
Davies, Athena D.S.	CON	551
Gilham, Peter	ABEEC	253

**Hounslow Heath**

<b>Cheema, Dalbir S.</b>	<b>LAB</b>	<b>Unopposed</b>
<b>Connelly, John</b>	<b>LAB</b>	<b>Unopposed</b>
<b>Grewal, Darshan S.</b>	<b>LAB</b>	<b>Unopposed</b>

**Hounslow South**

<b>Fisher, Pamela E.</b>	<b>CON</b>	<b>1,041</b>
<b>Hill, Walter J.</b>	<b>CON</b>	<b>1,033</b>
<b>Carman, Michael N.</b>	<b>LAB</b>	<b>966</b>
Singh, Ajit	LAB	931
Grewal, Pritam S.	LAB	905
Imam, Hasan A.	CON	857
Andrews, Ronald	CTY	393
Smith, Peter J.	LD	340
Chilcott, Simon J.	CTY	335
Payling, Diane M.	LD	320
Muston, Brenda M.	CTY	309
Banerji, Rabin N.	LD	282
Bishop, Jonathan P.	ABEEC	237

**Hounslow West**

<b>Sharma, Jagdish R.</b>	<b>LAB</b>	<b>1,420</b>
<b>Dhillon, Ajmer S.</b>	<b>LAB</b>	<b>1,368</b>
<b>Virk, Jiwan K.</b>	<b>LAB</b>	<b>1,228</b>
Kang, Harwant S.	CON	490
Gaur, Gian C.	CON	426
Malik, Asma R.	CON	421
Marchant, Philip	ABEEC	219

**Isleworth**

<b>Andrews, Philip</b>	<b>CTY</b>	<b>1,266</b>
<b>Hibbs, Genevieve M.</b>	<b>CTY</b>	<b>1,165</b>
<b>Muston, Fred</b>	<b>CTY</b>	<b>1,098</b>
Nicholas, Patricia A.	LAB	725
Smith, Vanessa K.	LAB	705
Tindall, Janet E.	LAB	653
Davies, John R.	CON	254
Varney, Andrew R.	CON	197
Freke-Evans, Patrick H.	CON	192
Westerman, Ronald E.	LD	165
Berti, Ivan K.S.	LD	164
Wilson, Michael L.	LD	153

**Osterley and Spring Grove**

<b>Carey, Peter F.deV.</b>	<b>CON</b>	<b>1,053</b>
<b>Reid, Barbara A.</b>	<b>CON</b>	<b>1,048</b>
<b>Bhanderi, Premila</b>	<b>CON</b>	<b>1,005</b>
Bhullar, Karamjit S.	LAB	749
Sheerins, Alan A.	LAB	709
Malhotra, Mukesh	LAB	670
Richards, Katherine S.	LD	348
Giles, Raymond B.	LD	342
James, John C.U.	LD	321
London, Victor E.	CTY	243
Fisher, Paul A.	CTY	239
Vanags, Andris	CTY	199
Pain, John A.	ABEEC	182

**Syon**

<b>Bartholomew, Ronald J.</b>	<b>LAB</b>	<b>808</b>
<b>Smart, Corinna M.M.</b>	<b>LAB</b>	<b>763</b>
<b>Lamey, Valerie</b>	<b>LAB</b>	<b>756</b>
Andrews, Caroline J.	CTY	724
Knight, Lee C.	CTY	666
Khan, Cheryl A.	CTY	647
Dakers, Andrew S.	LD	439
Heule, Cornelis H.S.	LD	437
Brown, Joan F.	LD	430
McGregor, Gerald A.R.	CON	361
Wallis, Spencer R.	CON	348
Jason, Alma D.	CON	345

**Turnham Green**

<b>Thompson, Peter</b>	<b>CON</b>	<b>1,278</b>
<b>Davies, Samantha T.</b>	<b>CON</b>	<b>1,272</b>
<b>Lee, Adrian H.</b>	<b>CON</b>	<b>1,268</b>
Hook, Estelle A.	LAB	586
Collins, Melvin B.	LAB	566
Malik, Nisar A.	LAB	514
Hopkins, Delphine	LD	353
Mann, Ian H.	LD	353
Pickersgill, Michael A.	LD	299
Agius, Anthony	GRE	214
Wainwright, Andrew J.	ABEEC	192

## By-elections

**Gunnersbury**

No change

12 November 1998

<b>Brunnell, Tristan St.J.</b>	<b>LAB</b>	<b>750</b>
Reynolds, Justin H.	CON	523
Rustad, Paul R.	LD	231
Golding, Donald	IND	125
Resignation of Nathan, Peter D. (LAB)		

**East Bedfont**

LD gain from LAB

19 October 2000

<b>Howliston, John</b>	<b>LD</b>	<b>573</b>
Imrie, Caroline A.	LAB	372
Bolding, John P.	CON	283
Green, Brian	IND	135
Resignation of Price, Brian W. (LAB)		

**Hounslow Central**

No change

19 October 2000

<b>Whatley, Robert J.</b>	<b>LAB</b>	<b>802</b>
Baker, Ronald	CON	304
Hibbs, Genevieve M.	IND	135
Rahman, Mohammad A.	LD	112
Resignation of Wharfe, Pamela (LAB)		

**Chiswick Riverside**

No change

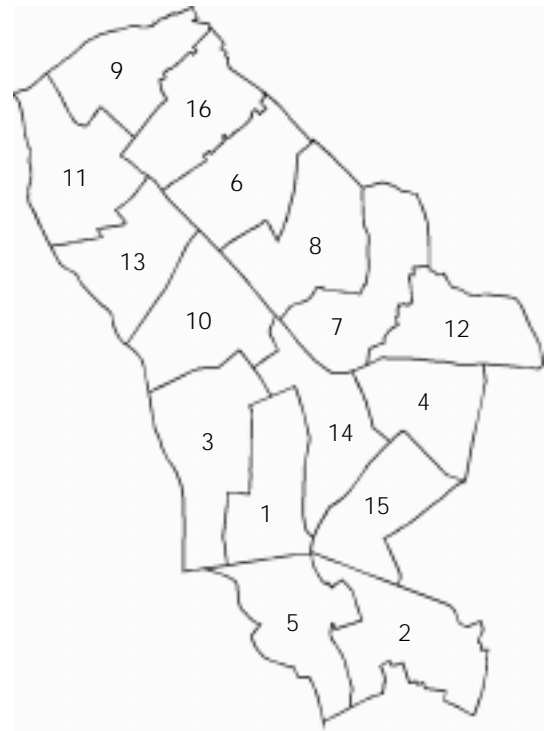
8 March 2001

<b>Barwood, Felicity</b>	<b>CON</b>	<b>939</b>
Rustad, Paul	LD	607
Yates, Valerie	LAB	565
Death of Langton, Josephine C.F. (CON)		

# Islington

## Liberal Democrat administration

1	Barnsbury	9	Hillrise
2	Bunhill	10	Holloway
3	Caledonian	11	Junction
4	Canonbury	12	Mildmay
5	Clerkenwell	13	St George's
6	Finsbury Park	14	St Mary's
7	Highbury East	15	St Peter's
8	Highbury West	16	Tollington



### State of the parties, 1964-02

	CON	LAB	LD	other	total
2.5.02	-	10	38	-	48
7.5.98	-	26	26	-	52
5.5.94	1	39	12	-	52
3.5.90	-	49	3	-	52
8.5.86	-	36	16	-	52
6.5.82	-	51	1	-	52
4.5.78	2	50	-	-	52
4.5.74	-	60	-	-	60
13.5.71	-	60	-	-	60
9.5.68	47	10	-	3	60
7.5.64	-	60	-	-	60

### % share of the poll, 1964-02

	% poll	CON	LAB	LD	other
2.5.02	26.9	3.9	33.5	43.0	19.6
7.5.98	35.7	6.0	40.6	41.4	12.0
5.5.94	43.3	12.0	49.4	26.1	12.4
3.5.90	46.2	15.5	48.4	7.7	28.5
8.5.86	47.1	13.4	46.5	33.2	6.8
6.5.82	40.1	24.2	51.5	22.3	2.0
4.5.78	38.7	38.3	51.1	2.2	8.4
4.5.74	26.0	21.8	64.2	12.3	1.7
13.5.71	33.5	27.2	70.9	0.8	1.1
9.5.68	22.5	51.0	40.4	2.4	6.2
7.5.64	16.8	22.2	67.5	3.4	6.8

### Changes 1998-02

	CON	LAB	LD	other	total
Old council 02	-	25	27	-	52
Vacancies	-	-	-	-	-
By-elections	-	-1	+1	-	-
Allegiance changes	-	-	-	-	-
New council 98	-	26	26	-	52

### General statistics

		Islington	London
May 2002	Electorate	130,773	5,209,247
May 1998	Electorate	118,034	5,010,999
Mid 2002 (GLA)	Resident population aged 18 and over	139,800	5,859,600
Mid 1998 (ONS)	Resident population aged 18 and over	139,200	5,536,100
May 2002	% unemployed	7.6	4.8
May 1998	% unemployed	12.1	6.7
April 2002	Band 'D' council tax	£867	£895
April 1998	Band 'D' council tax	£912	£687

**% share of the poll**

	Date	%poll	CON	LAB	LD	GRE	others	
Barnsbury	2.5.02	28.0	7.5	26.0	47.4	10.3	IND 8.8	
Bunhill	2.5.02	20.7	6.3	22.1	52.4	8.8	10.5	
Caledonian	2.5.02	27.2	4.8	38.8	45.5	7.1	SLAB 3.8	
Canonbury	2.5.02	26.8	5.7	22.4	51.5	8.9	CPA 1.8	IND 9.8
Clerkenwell	2.5.02	25.0	4.9	14.7	32.3	6.7	IND 21.4	IWCA 20.0
Finsbury Park	2.5.02	20.0	-	59.1	19.6	21.3		
Highbury East	2.5.02	33.3	5.7	28.7	52.8	12.8		
Highbury West	2.5.02	25.9	6.0	48.6	13.0	32.4		
Hillrise	2.5.02	30.4	-	39.7	51.0	9.3		
Holloway	2.5.02	26.9	3.6	28.5	49.0	7.3	CPA 5.6	SA 6.0
Junction	2.5.02	30.6	-	39.9	49.3	9.5	1.3	
Mildmay	2.5.02	24.9	5.7	29.7	49.7	11.0	SLAB 4.0	
St George's	2.5.02	31.9	-	40.8	46.6	10.7	CPA 1.9	
St Mary's	2.5.02	28.6	6.0	30.9	50.5	7.4	SA 5.2	
St Peter's	2.5.02	25.9	7.0	23.7	60.0	9.3		
Tollington	2.5.02	25.5	-	48.2	13.4	12.7	IND 17.9	SA 7.8

**By-elections**

<i>Clerkenwell</i>	<i>28.10.99</i>	<i>23.8</i>	<i>4.0</i>	<i>26.4</i>	<i>55.4</i>	<i>1.6</i>	IND <i>12.5</i>	
<i>Hillrise</i>	<i>16.12.99</i>	<i>32.0</i>	<i>1.5</i>	<i>32.4</i>	<i>61.4</i>	<i>2.8</i>	<i>1.8</i>	
<i>Junction</i>	<i>7.6.01</i>	<i>51.4</i>	<i>7.5</i>	<i>47.1</i>	<i>35.5</i>	<i>9.8</i>		

**Results****Barnsbury**

<b>Fox, Bridget C.</b>	<b>LD</b>	<b>1,127</b>
<b>Wright, Sylvia A.</b>	<b>LD</b>	<b>1,046</b>
<b>Powney, Ian G.</b>	<b>LD</b>	<b>1,036</b>
Pitt, Jan	LAB	600
Thornberry, Emily A.	LAB	600
Leigh, Maureen	LAB	561
Mulvey, Ben	GRE	238
Green, Sarah M.	GRE	227
Sellen, Anthony C.	IND	199
Fage, Jacqueline A.	CON	183
Coney, Michael P.	CON	174
Bogdanor, Adam M.D.	CON	153

**Bunhill**

<b>Trotter, Joseph R.</b>	<b>LD</b>	<b>942</b>
<b>Vaja, Jyoti</b>	<b>LD</b>	<b>909</b>
<b>Wooding, Rosetta E.</b>	<b>LD</b>	<b>908</b>
Breaks, Jeremy	LAB	430
Neidle, Daniel M.	LAB	377
Croucher, William	LAB	355
Warby, David P.	IND	185
Thomson, Angela J.	GRE	154
Brimacombe, John M.	CON	118
Goldsmith, Joseph	CON	111
Watts, Nigel W.R.	CON	102



**Caledonian**

<b>Powell, Carol</b>	<b>LD</b>	<b>1,074</b>
<b>Gibbons, Arnold</b>	<b>LD</b>	<b>1,018</b>
<b>Valery, Marie J.</b>	<b>LD</b>	<b>948</b>
Perry, Ian P.	LAB	897
Mackenzie, Julia C.	LAB	876
Carter, Trevor C.	LAB	822
Etches, Sheena J.	GRE	160
Chilver, Mark	GRE	155
Cox, Christopher C.A.	CON	127
Hicks, Andrew D.	CON	101
Oborne, Martine A.	CON	96
Paschale, Michael	SLAB	85

**Canonbury**

<b>Smith, Barbara G.</b>	<b>LD</b>	<b>1,200</b>
<b>Dearth, Jonathan</b>	<b>LD</b>	<b>1,142</b>
<b>Watt, Lucy E.</b>	<b>LD</b>	<b>1,088</b>
Sharman, Michael	LAB	514
Powell, Steven L.	LAB	497
Grunsell, Jonah	LAB	481
Greensmith, Ann-Marie	IND	218
Wilkinson, Susan M.	GRE	199
Pike, Jeffery R.	GRE	195
Candlin, James R.	CON	128
Carrington, Timothy M.	CON	128
Conder, Andrew J.	CON	121
Diyan, Esame	CPA	40

**Clerkenwell**

<b>Allan, George E.</b>	<b>LD</b>	<b>853</b>
<b>Neave, Bruce</b>	<b>LD</b>	<b>824</b>
<b>Ray, Marisha</b>	<b>LD</b>	<b>769</b>
Cagnoni, Helen M.	IND	541
O'Shea, Gary	IWCA	532
Reid, Lorna	IWCA	478
Jackson, Paul A.	LAB	409
Quiney, Harriet E.	LAB	367
Wardle, Ben	LAB	334
Fallon, Kevin M.	GRE	183
Whale, Rebecca	GRE	154
Craven, Lee O.	CON	136
Campbell, Richard	CON	129
Warren, Peter J.C.	CON	104

**Finsbury Park**

<b>O'Sullivan, Michael E.J.</b>	<b>LAB</b>	<b>911</b>
<b>Sidnell, Barbara</b>	<b>LAB</b>	<b>889</b>
<b>Spall, Lisa A.</b>	<b>LAB</b>	<b>887</b>
Maby, Alice D.	GRE	365
Baird, Nicola L.	GRE	336
Peel, Patricia M.	LD	324
Pack, Mark	LD	294
Porter, Christopher	LD	274
Steer, Richard M.	GRE	268

**Highbury East**

<b>Barnes, David P.</b>	<b>LD</b>	<b>1,385</b>
<b>Willoughby, Laura C.</b>	<b>LD</b>	<b>1,378</b>
<b>Stacy, Terry</b>	<b>LD</b>	<b>1,307</b>
Debono, Theresa	LAB	757
Clark, Timothy	LAB	730
Poyser, David G.	LAB	726
Ashby, Christopher	GRE	378
Meidan, Sara	GRE	317
Tuson, Patricia A.	GRE	288
Riddleston, Mark J.	CON	152
Wilkin, John A.	CON	147
Rudgard, Tristan G.	CON	144

**Highbury West**

<b>Creagh, Mary H.</b>	<b>LAB</b>	<b>1,100</b>
<b>Greening, Richard W.</b>	<b>LAB</b>	<b>1,038</b>
<b>Pulham, Adrian M.J.</b>	<b>LAB</b>	<b>896</b>
Myer, Andrew R.	GRE	748
Powell, Malcolm R.	GRE	644
Nott, Jon R.	GRE	631
Brand, Michael	LD	293
King, James	LD	278
Mathon, Dominic	LD	243
Barabas, James H.P.	CON	138
Picking, Bruce G.	CON	125
Shields, John M.	CON	112

**Hillrise**

<b>Fox, Paul</b>	<b>LD</b>	<b>1,308</b>
<b>Johnson, Heather</b>	<b>LD</b>	<b>1,205</b>
<b>Teather, Sarah</b>	<b>LD</b>	<b>1,142</b>
Clinton, Alan M.	LAB	1,033
Bruce, Beverley P.	LAB	951
Wyman-White, John	LAB	857
Holloway, Michael H.W.	GRE	285
White, John S.	GRE	199
Kemp, Penelope A.	GRE	184

**Holloway**

<b>Dunn, Margot J.</b>	<b>LD</b>	<b>1,102</b>
<b>Featherstone, Edward H.</b>	<b>LD</b>	<b>1,052</b>
<b>Scott, Doreen</b>	<b>LD</b>	<b>1,023</b>
Kelly, Philip J.	LAB	632
Conneely, Michael W.	LAB	630
Marchant, Robert J.S.	LAB	585
Chan, Jennifer	GRE	189
Poyner, Claire L.	GRE	165
Clare, Elizabeth A.	SA	139
Curtis, David P.C.	CPA	122
Franklin, Shirley C.	SA	121
Snaith, Neil	GRE	120
Field, Kathryn	CON	85
Phillips, Stephen J.	CON	83
Seward, Mark N.A.	CON	64

**Junction**

<b>Blanchard, James</b>	<b>LD</b>	<b>1,219</b>
<b>Kasprzyk, Stefan A.</b>	<b>LD</b>	<b>1,137</b>
<b>Cameron, Euan M.</b>	<b>LD</b>	<b>1,132</b>
Burgess, Janet D.	LAB	1,035
Clarke, Patricia M.	LAB	925
Karim, Talal	LAB	864
Stokes, Tania M.	GRE	261
Magnum, Keith O.	GRE	207
Sayers, Beatrice C.	GRE	204
Grenardo, Pearl	CPA	31

**Mildmay**

<b>Berent, Anna</b>	<b>LD</b>	<b>1,120</b>
<b>Ece, Meral H.</b>	<b>LD</b>	<b>977</b>
<b>Hay Smith, Graham R.</b>	<b>LD</b>	<b>952</b>
Haynes, Patrick E.	LAB	689
Isaacs, Glen E.	LAB	578
Smalley, Errol R.	LAB	554
Smith, Christopher	GRE	231
Halvorsen, Richard T.	GRE	227
Sharpe, Rosalind	GRE	216
Brooke, Andrew P.	CON	132
Brown, James	CON	112
Clements, Nicholas	CON	107
Brar, Joti	SLAB	81

**St George's**

<b>Baker, Graham A.</b>	<b>LD</b>	<b>1,298</b>
<b>Brook, Angela G.</b>	<b>LD</b>	<b>1,258</b>
<b>Burgess, Walter H.</b>	<b>LAB</b>	<b>1,111</b>
Rau, Philip	LD	1,091
Rathbone, Jenny	LAB	1,086
Kaplan, Jasin	LAB	995
Goggin, James L.	GRE	309
Kleinman, Judith E.	GRE	288
McGowan, Vincent E.	GRE	239
Onanuga, Oluwakemi A.	CPA	49

**St Mary's**

<b>Coupland, Joan</b>	<b>LD</b>	<b>1,170</b>
<b>Heseltine, Richard M.H.</b>	<b>LD</b>	<b>1,142</b>
<b>Kempton, James</b>	<b>LD</b>	<b>1,129</b>
Djaba, Georgette	LAB	724
Milton, Nicholas D.	LAB	697
Simpson, Joseph	LAB	682
Burns, Niamh L.	GRE	249
Deason, Saul	GRE	176
Anderson, Kim M.	CON	158
Millwood, Maui	CON	128
Seward, Krystyna	CON	125
Macdonald, Peter McA.	SA	118
Hallett, Jan M.	GRE	80

**St Peter's**

<b>Powell, Maria</b>	<b>LD</b>	<b>1,267</b>
<b>Hitchins, Stephen</b>	<b>LD</b>	<b>1,266</b>
<b>Sharp, Keith</b>	<b>LD</b>	<b>1,118</b>
Bailey, Elizabeth J.	LAB	549
Klute, Martin	LAB	456
Whitehead, Alexander F.	LAB	435
Allan, Douglas McG.	GRE	233
Braddick, Tracey A.	CON	155
Bryan, Sinead	CON	147
Poorun, Swadesh	GRE	145
Priestley, Matthew	CON	125

**Tollington**

<b>Bonner, Daniel C.</b>	<b>LAB</b>	<b>1,185</b>
<b>Sawyer, Derek A.</b>	<b>LAB</b>	<b>1,176</b>
<b>West, Catherine E.</b>	<b>LAB</b>	<b>1,168</b>
Rutherford, Jonathan A.	IND	437
Boater, Alison A.	GRE	364
Smith, Robert	LD	356
Coombes, Alanna	LD	325
Bennett, Denise	GRE	319
Platt, Mark	LD	304
Latimer, Robin W.	GRE	245
Bailey, Eric D.	SA	191

**By-elections****Clerkenwell**

28 October 1999

No change

<b>Humphreys, Isabelle</b>	<b>LD</b>	<b>1,127</b>
Clark, Timothy	LAB	536
Cagnoni, Helen M.	IND	255
Dear, Gordon A.	CON	82
Goggin, James L.	GRE	33
<i>Resignation of Ludford, Sarah A. (LD)</i>		

**Hillrise**

16 December 1999

LD gain from LAB

<b>Fox, Paul J.</b>	<b>LD</b>	<b>1,317</b>
Pulham, Adrian M.J.	LAB	695
Holloway, Michael H.W.	GRE	60
Wood, Ann	IND	39
Campbell, Maureen L.	CON	33
<i>Resignation of Babulall, Milton K. (LAB)</i>		

**Junction**

7 June 2001

No change

<b>Clarke, Patricia M.</b>	<b>LAB</b>	<b>1,661</b>
Kaprzyk, Stefan A.	LD	1,253
Nott, Jon R.	GRE	347
Ajiya, Abubaker S.	CON	266
<i>Resignation of Marks, Sandra (LAB)</i>		

# Kensington and Chelsea

## Conservative administration

1	Abingdon	10	Holland
2	Brompton	11	Norland
3	Campden	12	Notting Barns
4	Colville	13	Pembridge
5	Courtfield	14	Queen's Gate
6	Cremorne	15	Redcliffe
7	Earls Court	16	Royal Hospital
8	Golborne	17	St Charles
9	Hans Town	18	Stanley



## State of the parties, 1964-02

	CON	LAB	LD	other	total
2.5.02	42	12	-	-	54
7.5.98	39	15	-	-	54
5.5.94	39	15	-	-	54
3.5.90	39	15	-	-	54
8.5.86	39	15	-	-	54
6.5.82	39	15	-	-	54
4.5.78	39	13	-	2	54
4.5.74	45	16	-	-	61
13.5.71	39	21	-	-	60
9.5.68	57	3	-	-	60
7.5.64	46	14	-	-	60

## % share of the poll, 1964-02

	% poll	CON	LAB	LD	other
2.5.02	27.7	58.5	25.3	15.0	1.2
7.5.98	28.0	52.3	33.0	13.9	0.9
5.5.94	36.9	47.7	32.0	15.8	4.5
3.5.90	42.2	49.1	32.7	11.6	6.6
8.5.86	39.4	50.9	27.5	18.9	2.8
6.5.82	38.7	54.6	21.7	22.4	1.3
4.5.78	32.6	61.8	25.0	7.5	5.7
4.5.74	30.4	56.2	25.1	12.9	5.8
13.5.71	27.1	54.8	36.2	5.7	3.3
9.5.68	24.4	74.4	16.6	6.0	2.9
7.5.64	25.5	62.4	27.5	9.5	0.6

## Changes 1998-02

	CON	LAB	LD	other	total
Old council 02	39	15	-	-	54
Vacancies	-	-	-	-	-
By-elections	-	-	-	-	-
Allegiance changes	-	-	-	-	-
New council 98	39	15	-	-	54

## General statistics

		Kensington and Chelsea	London
May 2002	Electorate	100,447	5,209,247
May 1998	Electorate	102,291	5,010,999
Mid 2002 (GLA)	Resident population aged 18 and over	176,300	5,859,600
Mid 1998 (ONS)	Resident population aged 18 and over	139,900	5,536,100
May 2002	% unemployed	3.9	4.8
May 1998	% unemployed	6.0	6.7
April 2002	Band 'D' council tax	£772	£895
April 1998	Band 'D' council tax	£542	£687

**% share of the poll**

	Date	%poll	CON	LAB	LD	GRE	others
Abingdon	2.5.02	26.7	70.5	12.9	16.6	-	
Brompton	2.5.02	23.9	73.9	13.3	12.8	-	
Campden	2.5.02	29.5	73.6	10.6	15.8	-	
Colville	2.5.02	24.3	24.1	52.5	23.3	-	
Courtfield	2.5.02	23.3	64.0	10.7	13.5	11.8	
Cremorne	2.5.02	33.6	47.4	40.0	12.6	-	
Earls Court	2.5.02	30.0	48.6	30.2	21.2	-	
Golborne	2.5.02	26.6	21.1	64.0	14.8	-	
Hans Town	2.5.02	25.6	74.8	11.0	3.4	10.7	
Holland	2.5.02	28.1	71.9	13.0	15.1	-	
Norland	2.5.02	32.3	57.0	25.7	17.3	-	
Notting Barns	2.5.02	30.0	26.8	59.0	14.2	-	
Pembridge	2.5.02	27.0	56.6	20.5	22.9	-	
Queen's Gate	2.5.02	25.8	76.7	9.7	13.6	-	
Redcliffe	2.5.02	24.6	70.3	14.4	15.4	-	
Royal Hospital	2.5.02	30.9	78.6	9.8	11.6	-	
St Charles	2.5.02	28.4	39.6	46.1	14.3	-	
Stanley	2.5.02	29.4	74.7	13.2	12.1	-	

**By-election**

<i>Earls Court</i>	<i>4.5.00</i>	<i>28.4</i>	<i>43.1</i>	<i>25.8</i>	<i>22.4</i>	-	<i>IND</i> <i>8.6</i>
--------------------	---------------	-------------	-------------	-------------	-------------	---	--------------------------

**Results****Abingdon**

Borwick, Victoria	CON	1,039
Husband, James A.	CON	1,020
Gardner, Joanna M.	CON	1,009
Good, Jeremy A.	LD	252
Faulder, John S.	LD	248
Keynes, Toby W.	LD	222
Austin, Leslie B.	LAB	207
Fitzgerald, Ann	LAB	192
Williams, Duncan	LAB	160

**Brompton**

Harland, David L.	CON	970
Ritchie, Shireen O.	CON	966
Hanham, Iain W.F.	CON	948
Hamilton, Bernard	LAB	192
Orrell, Brian J.	LD	177
Pease, Rosamund D.B.	LD	176
Macfarlane, David C.N.	LAB	166
Perry, Dave	LAB	159
Somers, William A.	LD	146

**Campden**

<b>Buckmaster, Christopher M.</b>	<b>CON</b>	<b>1,078</b>
<b>Ahern, Richard T.M.</b>	<b>CON</b>	<b>1,059</b>
<b>Freeman, Robert J.</b>	<b>CON</b>	<b>1,035</b>
Crichton-Miller, James N.	LD	243
Townsend, Christopher F.	LD	226
Florentin, John S.	LD	211
Blanchet, Mary G.	LAB	170
Tompkins, Jacob A.	LAB	151
Hooberman, Ben	LAB	134

**Colville**

<b>O'Neill, Dez</b>	<b>LAB</b>	<b>701</b>
<b>Alapini, Marianne</b>	<b>LAB</b>	<b>656</b>
<b>Cunningham, Keith L.</b>	<b>LAB</b>	<b>629</b>
Saroop, Vaneeta	CON	317
Ritchie, Gordon B.	LD	306
Mason, William	CON	305
Mayers, Patrick G.	LD	296
Stuart-Smith, Paul C.	CON	291
Congreve, Priscilla	LD	281

**Courtfield**

<b>Coates, Anthony R.M.</b>	<b>CON</b>	<b>953</b>
<b>Holt, Lawrence A.</b>	<b>CON</b>	<b>906</b>
<b>Cox, Edward J.M.</b>	<b>CON</b>	<b>898</b>
Somers, Rosemary	LD	230
Michel, Carl H.	LD	190
Steffen, Veronica C.	GRE	169
Vidal-Hall, Angele M.	LD	160
Bishop, Joel A.	LAB	157
Price, Anthony J.W.	LAB	154
Gurney, Christabel B.	LAB	150

**Cremorne**

<b>Kingsley, Jennifer</b>	<b>CON</b>	<b>823</b>
<b>Redman, Steven</b>	<b>CON</b>	<b>821</b>
<b>Simmonds, Maighread</b>	<b>CON</b>	<b>784</b>
Boulton, Timothy	LAB	721
Wood, Alastair	LAB	689
Khan, Mohammed Z.	LAB	636
England, Julian P.	LD	232
Lawrence, Ann E.S.	LD	225
Pritchard, Susan B.	LD	187

**Earls Court**

<b>Phelps, Barry</b>	<b>CON</b>	<b>830</b>
<b>Buxton, Terence M.</b>	<b>CON</b>	<b>761</b>
<b>Fairhead, Thomas E.</b>	<b>CON</b>	<b>743</b>
Brennan, Rosie	LAB	543
Bailey, Gavin M.	LAB	455
Stothard, George N.	LAB	455
Wade, Linda A.C.	LD	406
Giles, Vanessa G.	LD	320
Vardakis, Panayiotis K.	LD	291

**Golborne**

<b>Hoier, Bridget</b>	<b>LAB</b>	<b>874</b>
<b>Mason, Patrick</b>	<b>LAB</b>	<b>838</b>
<b>Shapro, Stuart</b>	<b>LAB</b>	<b>762</b>
Dixon-Brown, Sarah F.	CON	308
Gilbert, Anthony J.	CON	268
Larsson, Jeremy C.	CON	241
Kovatzis, Maria A.	LD	199
Owen, Frances	LD	191
Caruana, Carol W.	LD	182

**Hans Town**

<b>Coleridge, Timothy R.</b>	<b>CON</b>	<b>1,155</b>
<b>Paget-Brown, Nicholas</b>	<b>CON</b>	<b>1,094</b>
<b>Weale, Mary C.</b>	<b>CON</b>	<b>1,051</b>
Lambert, Angela M.	LAB	195
Stephenson, Julia	GRE	158
Pringle, Alexander J.	LAB	146
Pringle, Natalie M.	LAB	145
Le Franc, Angela M.	LD	50

**Holland**

<b>Hanham, Joan B.</b>	<b>CON</b>	<b>1,109</b>
<b>Levitt, Bryan P.</b>	<b>CON</b>	<b>1,084</b>
<b>Lightfoot, Warwick M.</b>	<b>CON</b>	<b>1,064</b>
France, Diana	LD	248
Shirley, Christopher K.	LD	224
Robson, Christine	LAB	213
Venables, Hugh S.	LD	213
Glover, Gus A.	LAB	191
O'Brien, Michael	LAB	185

**Norland**

<b>Lindsay, David C.</b>	<b>CON</b>	<b>1,017</b>
<b>Tomlin, Ernest P.</b>	<b>CON</b>	<b>972</b>
<b>Walker-Arnott, Brian R.</b>	<b>CON</b>	<b>954</b>
Gibson, Nicholas G.	LAB	467
Arnold, Lesley A.	LAB	432
Hardie, John M.	LAB	428
Hunt, Rose	LD	345
Horner, Christopher W.M.	LD	280
Tharp, Silvia J.A.	LD	267

**Notting Barns**

<b>Blakeman, Judith</b>	<b>LAB</b>	<b>962</b>
<b>Blanchflower, Simon W.</b>	<b>LAB</b>	<b>948</b>
<b>Lasharie, Allah Y.M.</b>	<b>LAB</b>	<b>850</b>
Clayton, Mark S.P.	CON	436
Hargreaves, Gerard N.	CON	415
Sayers, Amanda J.	CON	404
Elston, Christopher J.	LD	239
Tatton-Brown, Joe	LD	230
Saraf, Niraj K.	LD	196

**Pembridge**

<b>Campbell, Isobel A.W.</b>	<b>CON</b>	<b>815</b>
<b>Campion, David G.</b>	<b>CON</b>	<b>810</b>
<b>Weatherhead, Doreen M.</b>	<b>CON</b>	<b>765</b>
Campbell, John M.	LD	362
Henley, Virginia A.	LAB	343
Spencer, Patrick D.	LD	309
Porter, Katerina	LD	298
Mingay, Robert	LAB	281
Wootten, John L.	LAB	240

**Queen's Gate**

<b>Buxton, Fiona H.</b>	<b>CON</b>	<b>1,077</b>
<b>Moylan, Daniel M.G.</b>	<b>CON</b>	<b>1,047</b>
<b>Dalton, Andrew S.</b>	<b>CON</b>	<b>1,034</b>
Brown, Edwin B.	LD	196
Galsworthy, Sally E.G.	LD	194
Dunnett, Denzil I.	LD	169
Butler, Carolyn R.	LAB	150
Wilkens, Nigel C.	LAB	127
Butler, Malcolm J.	LAB	121

**Redcliffe**

<b>Taylor, Frances</b>	<b>CON</b>	<b>1,017</b>
<b>Halbritter, Nicholas C.</b>	<b>CON</b>	<b>991</b>
<b>Clamp, Jonathan C.W.</b>	<b>CON</b>	<b>988</b>
Brown, Thomas W.	LAB	240
Dunn, Anthony P.	LD	230
Woodthorpe-Brown, Robert	LD	225
Lassus-Peborde, Christophe	LD	201
Kearney, Marian P.	LAB	187
Thorn, Brian D.	LAB	185

**Royal Hospital**

<b>Corbet-Singleton, John M.</b>	<b>CON</b>	<b>1,261</b>
<b>Donaldson, Ian McC.</b>	<b>CON</b>	<b>1,237</b>
<b>Edge, Jeremy O.C.</b>	<b>CON</b>	<b>1,216</b>
Pocock, Penelope	LD	195
Hutchison, Susan H.	LD	193
Delahey, Margaret G.	LAB	160
Royce, David N.	LD	159
Henry, Christine M.	LAB	156
Bukasa, Adolphe K.	LAB	147

**St Charles**

<b>Hoier, Stephen P.</b>	<b>LAB</b>	<b>700</b>
<b>Horton, Rima E.</b>	<b>LAB</b>	<b>662</b>
<b>Atkinson, John R.</b>	<b>LAB</b>	<b>654</b>
Palmer, Matthew R.	CON	617
Johnson, Dominic R.A.	CON	562
Mathew, David C.	CON	554
Peters, Gisela	LD	237
Tatton-Brown, Alexandra M.	LD	214
Etoe, Owen M.	LD	177

**Stanley**

<b>Frazer, Priscilla</b>	<b>CON</b>	<b>1,065</b>
<b>Cockell, Merrick R.</b>	<b>CON</b>	<b>1,063</b>
<b>Warrick, Paul T.P.</b>	<b>CON</b>	<b>1,025</b>
Atkinson, Catherine H.	LAB	209
King, Stephen C.	LAB	180
Patrick, Dorothy E.	LD	178
Drake, John G.	LD	170
Henry, Michael M.	LAB	169
Herford, George O.	LD	164

## By-election

### Earls Court

*No change*

*4 May 2000*

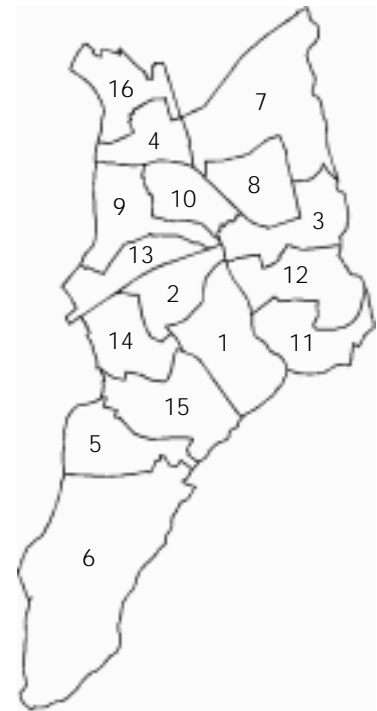
<b>Buxton, Terence M.</b>	<b>CON</b>	<b>885</b>
<i>Ellis, Caroline</i>	<i>LAB</i>	<i>530</i>
<i>Drake, John G.</i>	<i>LD</i>	<i>460</i>
<i>Spalding, Malcolm D.</i>	<i>IND</i>	<i>177</i>
<i>Resignation of Tannock, Timothy C.A. (CON)</i>		



# Kingston upon Thames

## Liberal Democrat administration

1 Alexandra	9 Grove
2 Berrylands	10 Norbiton
3 Beverley	11 Old Malden
4 Canbury	12 St James
5 Chessington North and Hook	13 St Mark's
6 Chessington South	14 Surbiton Hill
7 Coombe Hill	15 Tolworth and Hook Rise
8 Coombe Vale	16 Tudor



### State of the parties, 1964-02

	CON	LAB	LD	other	total
2.5.02	14	3	31	-	48
7.5.98	21	10	19	-	50
5.5.94	18	6	26	-	50
3.5.90	25	7	18	-	50
8.5.86	24	4	22	-	50
6.5.82	40	3	7	-	50
4.5.78	44	6	-	-	50
4.5.74	39	15	6	-	60
13.5.71	40	20	-	-	60
9.5.68	59	1	-	-	60
7.5.64	40	20	-	-	60

### % share of the poll, 1964-02

	% poll	CON	LAB	LD	other
2.5.02	39.6	34.8	11.5	48.0	5.7
7.5.98	41.5	37.0	25.0	35.3	2.7
5.5.94	53.3	32.8	21.0	42.0	4.2
3.5.90	56.4	40.4	25.0	29.6	5.0
8.5.86	51.3	39.1	21.0	37.2	2.6
6.5.82	46.5	52.4	17.8	29.4	0.5
4.5.78	45.9	59.4	27.1	13.2	0.2
4.5.74	43.7	48.9	29.8	20.8	0.5
13.5.71	42.1	53.5	39.5	6.9	0.2
9.5.68	40.6	73.9	20.9	3.9	1.3
7.5.64	43.0	52.7	33.0	11.3	3.0

### Changes 1998-02

	CON	LAB	LD	other	total
Old council 02	18	10	19	3	50
Vacancies	-	-	-	-	-
By-elections	-	-	-	-	-
Allegiance changes	-3	-	-	+3	-
New council 98	21	10	19	-	50

### General statistics

		Kingston upon Thames	London
May 2002	Electorate	102,126	5,209,247
May 1998	Electorate	101,605	5,010,999
Mid 2002 (GLA)	Resident population aged 18 and over	124,400	5,859,600
Mid 1998 (ONS)	Resident population aged 18 and over	116,300	5,536,100
May 2002	% unemployed	2.2	4.8
May 1998	% unemployed	2.7	6.7
April 2002	Band 'D' council tax	£1,060	£895
April 1998	Band 'D' council tax	£705	£687

**% share of the poll**

	Date	%poll	CON	LAB	LD	GRE	others
Alexandra	2.5.02	42.8	40.6	6.7	49.5	-	CPA 3.1
Berrylands	2.5.02	37.9	41.8	13.0	40.6	-	4.6
Beverley	2.5.02	46.9	31.8	8.1	56.1	-	4.0
Canbury	2.5.02	43.3	25.2	22.9	42.1	7.7	CPA 2.1
Chessington North and Hook	2.5.02	40.1	21.2	6.6	72.2	-	
Chessington South	2.5.02	39.2	28.7	7.2	56.0	6.3	1.9
Coombe Hill	2.5.02	31.2	67.1	7.7	19.4	5.8	
Coombe Vale	2.5.02	48.0	41.2	6.0	41.8	3.7	CPA 7.3
Grove	2.5.02	36.0	27.9	6.2	58.3	5.6	2.0
Norbiton	2.5.02	36.1	18.3	41.7	31.8	6.3	1.9
Old Malden	2.5.02	43.1	31.2	5.7	59.5	-	3.6
St James	2.5.02	37.8	45.5	8.7	40.5	-	5.3
St Mark's	2.5.02	35.5	21.8	5.1	70.8	-	2.4
Surbiton Hill	2.5.02	34.5	44.6	12.4	39.3	-	3.7
Tolworth and Hook Rise	2.5.02	42.2	19.2	19.2	58.7	-	2.9
Tudor	2.5.02	39.9	55.3	11.1	23.4	7.9	2.2

**By-election**

Cambridge	28.10.99	39.9	28.7	8.7	62.0	-	SLAB 0.7
-----------	----------	------	------	-----	------	---	-------------

**Results****Alexandra**

Berry, David M.	LD	1,395
Franks, Patricia	LD	1,289
Blevin, Robert A.	LD	1,272
Witham, Keith F.	CON	1,089
Salsbury, Caroline G.	CON	1,088
Griffiths, Elizabeth	CON	1,067
Cowley, Judith C.	LAB	203
Long, David G.	LAB	186
Woodman, John B.	LAB	149
Fuller, Roger H.	CPA	83

**Berrylands**

Davis, Kevin J.	LD	1,205
Rowley, Maureen L.	CON	1,067
Booth, David A.	CON	1,066
Davis, Kevin J.	CON	876
Bull, Andrew J.	LD	872
Goodship, Susan	LD	845
Agnew, Joanne P.	LAB	325
Banks, Anthony J.	LAB	321
Brown, William T.	LAB	291
Daniell, Sarah LI.	CPA	111

**Beverley**

<b>Osbourne, Derek R.</b>	<b>LD</b>	<b>1,653</b>
<b>Jordan, Donald M.</b>	<b>LD</b>	<b>1,632</b>
<b>James, Simon A.</b>	<b>LD</b>	<b>1,609</b>
Duffy, Julian P.	CON	945
Flynn, Celia A.	CON	939
Quinlan, Christopher C.	CON	889
Braithwaite, Duncan E.	LAB	249
Freedman, Joseph R.	LAB	236
Jones, Gerald A.	LAB	218
Gibbons, Douglas B.Ll.	CPA	117

**Canbury**

<b>Blurton, Anthony B.</b>	<b>LD</b>	<b>1,278</b>
<b>Shelton, Penelope A.</b>	<b>LD</b>	<b>1,215</b>
<b>Malik, Amtul</b>	<b>LD</b>	<b>1,149</b>
Lee, Andrew L.	CON	751
Gray, Karen D.	CON	718
Griffin, James C.	CON	714
Brewer, Norma A.	LAB	692
Priest, Christopher R.	LAB	649
Sehbai, Daljit	LAB	639
Holmes, Brian J.	GRE	259
Southgate, John M.	GRE	234
Masterton, Gordon H.M.	GRE	177
Hernan, Abigail M.	CPA	62

**Chessington North and Hook**

<b>Reid, Ian A.</b>	<b>LD</b>	<b>1,698</b>
<b>Reid, Katharine M.</b>	<b>LD</b>	<b>1,674</b>
<b>Baker, Susan</b>	<b>LD</b>	<b>1,665</b>
Osborne, Peter J.R.	CON	510
Geater, Anthony R.	CON	485
Gaur, Albertine	CON	483
Cowley, Michael J.	LAB	166
Wilson, Richard G.	LAB	154
McLoughlin, Shaun	LAB	140

**Chessington South**

<b>Bamford, Patricia</b>	<b>LD</b>	<b>1,554</b>
<b>Blakebrough, Martin O.</b>	<b>LD</b>	<b>1,484</b>
<b>Mirza, Shiraz</b>	<b>LD</b>	<b>1,389</b>
Johnston, Daphne H.	CON	768
Head, Michael R.	CON	753
Johnson, Malcolm D.	CON	747
Hanna, Jeffrey P.	LAB	193
Mackinlay, Matthew S.	LAB	191
Hurst, Peter B.	LAB	182
Bainbridge, Ann E.	GRE	165
May, Anthony J.	CPA	55
May, Susan J.	CPA	46

**Coombe Hill**

<b>Codd, Robin H.I.A.</b>	<b>CON</b>	<b>1,368</b>
<b>Edwards, David M.</b>	<b>CON</b>	<b>1,329</b>
<b>Humphrey, Eric D.</b>	<b>CON</b>	<b>1,307</b>
Baxter, Susan E.	LD	393
Knowles, David J.	LD	390
Watts, Mary C.	LD	375
Fouracre, Paul J.	LAB	165
Price, Roger J.	LAB	156
Williams, Helen M.	LAB	138
Lake, Martin	GRE	125
Spruce, Christopher J.	GRE	118
Vagg, Carol A.	GRE	103

**Coombe Vale**

<b>Haines, Julie A.</b>	<b>LD</b>	<b>1,268</b>
<b>Brill, Paul T.</b>	<b>LD</b>	<b>1,266</b>
<b>Flagg, Anna J.</b>	<b>CON</b>	<b>1,234</b>
Holder, Adrian C.R.	CON	1,234
Crerar, Peter I.C.	CON	1,199
Ryder-Mills, David R.	LD	1,181
Flower, Peter J.	CPA	227
Flower, Sandra	CPA	219
Jacobs, Paul	CPA	204
Corry, Marilyn F.	LAB	203
Bennett, Barry G.	LAB	192
Startup, Colin H.	LAB	135
Gordon, Eleanor M.	GRE	112
Gordon, Duncan M.	GRE	107

**Grove**

<b>Hitchcock, Christine S.</b>	<b>LD</b>	<b>1,290</b>
<b>Hayes, Roger M.</b>	<b>LD</b>	<b>1,287</b>
<b>Ricketts, Bart</b>	<b>LD</b>	<b>1,172</b>
Beales, Adrian P.	CON	616
Blake, Leslie W.	CON	603
Richardson, Paul D.	CON	576
James, Hilary C.	GRE	148
Pearce, Nora A.	LAB	142
South, Laurence C.J.	LAB	132
Jayasundera, Niranjan R.A.	LAB	122
Dattani, Satin	GRE	115
Seviour, Michael J.	GRE	99
Colledge, Anthea J.	CPA	42

**Norbiton**

<b>Mama, Steven</b>	<b>LAB</b>	<b>872</b>
<b>Naylor, Edgar M.</b>	<b>LAB</b>	<b>810</b>
<b>Griffin, Sheila B.</b>	<b>LAB</b>	<b>769</b>
Coyne, Frances	LD	661
Cobb, Vicki	LD	607
Evans, Wyn A.	LD	605
French, Gavin N.	CON	380
Hirst, Margaret	CON	361
Turner, Geoffrey L.	CON	334
Jones, Julian S.	GRE	144
Clarke, Jon D.	GRE	125
Knight, Cedric V.F.	GRE	103
Priest, Helen G.	CPA	37

**Old Malden**

<b>McDonald, Ian R.</b>	<b>LD</b>	<b>1,638</b>
<b>Coy, Dilys M.</b>	<b>LD</b>	<b>1,554</b>
<b>Hayat, Ghazala N.</b>	<b>LD</b>	<b>1,480</b>
Amson, Michael G.	CON	965
Smith, Kenneth A.	CON	924
Khan, Mohammed A.	CON	558
Kellett, Robert I.	LAB	154
Pearson, George E.	LAB	153
Kloman, Warren M.	LAB	143
Glencross, Roger	CPA	93

**St James**

<b>Fraser, David</b>	<b>CON</b>	<b>1,087</b>
<b>Jones, Howard M.</b>	<b>CON</b>	<b>1,021</b>
<b>Osbourne, Celia G.</b>	<b>LD</b>	<b>937</b>
Pandya, Rajendra	CON	918
Grender, Peter J.W.	LD	889
Eyre-Brook, Robert W.	LD	871
Clifford, Iris D.	LAB	239
Knowles, John J.	LAB	180
White, Francis P.	LAB	161
Glencross, Eleanor	CPA	118

**St Mark's**

<b>Shard, Elizabeth M.</b>	<b>LD</b>	<b>1,721</b>
<b>O'Mahony, Barry</b>	<b>LD</b>	<b>1,701</b>
<b>Yoganathan, Mylvaganam Y.</b>	<b>LD</b>	<b>1,659</b>
George, Ian D.	CON	533
Johnson, Gordon	CON	515
Witham, Janet E.	CON	514
Waterworth, James M.B.	LAB	129
Vase, Anne R.	LAB	120
Parnell, Geoffrey D.	LAB	114
Borough, Thomas W.C.	CPA	58

**Surbiton Hill**

<b>Bowen-Hitchings, Janet K.</b>	<b>CON</b>	<b>1,058</b>
<b>Smith, Jane O.</b>	<b>CON</b>	<b>1,036</b>
<b>Johnston, Paul J.</b>	<b>CON</b>	<b>1,016</b>
Cochrane, Sheila M.	LD	950
McCahill, Theresa M.	LD	907
Simonsson, Peter R.	LD	880
Cooper, Phillip J.	LAB	308
Hall, Andrew D.M.	LAB	283
Green, Lawrence R.	LAB	274
Scrimshaw, Kenneth W.	CPA	87

**Tolworth and Hook Rise**

<b>Davies, Rolson J.</b>	<b>LD</b>	<b>1,591</b>
<b>Harris, Victoria C.</b>	<b>LD</b>	<b>1,507</b>
<b>Lee, Robert</b>	<b>LD</b>	<b>1,457</b>
Faulkner, Rory C.	LAB	503
Srisaravanapauaan, Krishnapillar	CON	497
Thorn, Jeremy J.	LAB	496
Wilson, Leslie A.W.	CON	496
Kumpeson, Nithyalakshmy	CON	495
Darke, Marian	LAB	490
Scrimshaw, Doreen A.	CPA	75

**Tudor**

<b>Cunningham, David H.</b>	<b>CON</b>	<b>1,422</b>
<b>Doe, Dennis F.</b>	<b>CON</b>	<b>1,346</b>
<b>Thompson, Frank N.</b>	<b>CON</b>	<b>1,303</b>
Lillicrap, Richard G.	LD	614
Jackson, Claire V.	LD	588
Walter, David C.	LD	523
Morris, Brian R.	LAB	282
Malseed, Geoffrey	LAB	276
Hamel, Noel T.	LAB	262
Murphy, Anne	GRE	235
Stokoe, Anthony	GRE	153
Hopewell, Keli A.	CPA	55

**By-election****Cambridge***No change**28 October 1999*

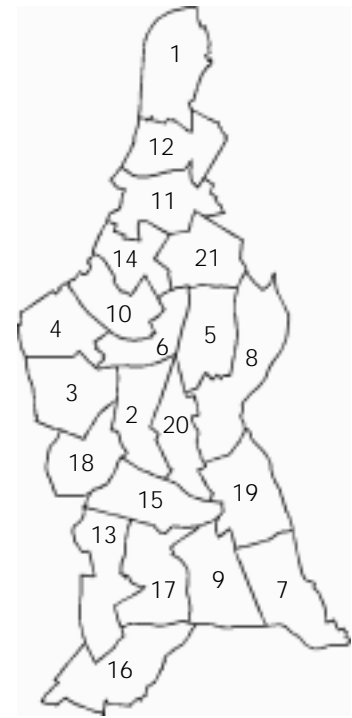
<b>Brill, Paul T.</b>	<b>LD</b>	<b>1,429</b>
Shakespeare, Stephan	CON	661
Griffin, Sheila B.	LAB	200
Hayball, John D.	SLAB	16

*Resignation of Manders, Ian (LD)*

# Lambeth

## Liberal Democrat/Conservative alliance

1	Bishop's	12	Prince's
2	Brixton Hill	13	St Leonard's
3	Clapham Common	14	Stockwell
4	Clapham Town	15	Streatham Hill
5	Coldharbour	16	Streatham South
6	Ferndale	17	Streatham Wells
7	Gipsy Hill	18	Thornton
8	Herne Hill	19	Thurlow Park
9	Knight's Hill	20	Tulse Hill
10	Larkhall	21	Vassall
11	Oval		



### State of the parties, 1964-02

	CON	LAB	LD	other	total
2.5.02	7	28	28	-	63
7.5.98	5	41	18	-	64
5.5.94	16	24	24	-	64
3.5.90	20	40	4	-	64
8.5.86	21	40	3	-	64
6.5.82	27	32	5	-	64
4.5.78	22	42	-	-	64
4.5.74	14	46	-	-	60
13.5.71	9	51	-	-	60
9.5.68	57	3	-	-	60
7.5.64	18	42	-	-	60

### % share of the poll, 1964-02

	% poll	CON	LAB	LD	other
2.5.02	26.0	16.4	36.5	32.8	14.3
7.5.98	32.1	17.5	42.1	29.3	11.2
5.5.94	43.0	25.5	34.6	32.1	7.8
3.5.90	45.9	32.9	43.7	11.2	12.2
8.5.86	47.7	34.6	42.8	19.3	3.3
6.5.82	44.7	39.4	33.2	26.9	0.5
4.5.78	37.4	46.9	49.2	2.5	1.4
4.5.74	30.4	38.6	52.7	7.2	1.5
13.5.71	36.8	37.8	60.2	1.3	0.7
9.5.68	30.8	65.4	31.1	2.5	1.0
7.5.64	26.1	42.3	52.5	4.8	0.4

### Changes 1998-02

	CON	LAB	LD	other	total
Old council 02	5	40	18	-	63
Vacancies	-	1	-	-	1
By-elections	-	-	-	-	-
Allegiance changes	-	-	-	-	-
New council 98	5	41	18	-	64

### General statistics

		Lambeth	London
May 2002	Electorate	195,475	5,209,247
May 1998	Electorate	183,477	5,010,999
Mid 2002 (GLA)	Resident population aged 18 and over	218,600	5,859,600
Mid 1998 (ONS)	Resident population aged 18 and over	205,800	5,536,100
May 2002	% unemployed	8.4	4.8
May 1998	% unemployed	11.0	6.7
April 2002	Band 'D' council tax	£810	£895
April 1998	Band 'D' council tax	£647	£687

**% share of the poll**

	Date	%poll	CON	LAB	LD	GRE	others	
Bishop's	2.5.02	27.3	6.0	27.6	53.8	8.5	SA 4.1	
Brixton Hill	2.5.02	21.8	11.0	44.1	14.2	18.2	12.5	
Clapham Common	2.5.02	31.2	26.4	31.8	32.1	9.7		
Clapham Town	2.5.02	27.5	35.5	38.9	11.6	13.5	IND 0.5	
Coldharbour	2.5.02	17.1	5.7	56.9	12.0	13.6	IND 2.6	SA 9.1
Ferndale	2.5.02	17.6	9.4	56.2	17.7	16.7		
Gipsy Hill	2.5.02	32.5	53.0	33.4	6.6	7.0		
Herne Hill	2.5.02	23.0	15.9	42.1	18.1	23.9		
Knight's Hill	2.5.02	28.3	8.9	32.8	45.4	8.9	SA 4.0	
Larkhall	2.5.02	22.2	8.1	50.6	25.7	10.5	5.1	
Oval	2.5.02	24.2	8.2	25.4	50.8	10.7	4.9	
Prince's	2.5.02	34.0	8.1	38.4	45.3	8.3		
St Leonard's	2.5.02	28.0	9.7	28.1	51.9	10.4		
Stockwell	2.5.02	29.3	5.2	34.8	50.3	9.7		
Streatham Hill	2.5.02	23.9	11.4	24.8	48.3	15.4		
Streatham South	2.5.02	30.7	18.4	40.1	34.2	7.3		
Streatham Wells	2.5.02	25.0	8.4	21.8	58.3	11.5		
Thornton	2.5.02	31.9	8.5	38.8	42.8	9.8		
Thurlow Park	2.5.02	29.6	50.9	21.9	13.5	11.9	UKIND 1.9	
Tulse Hill	2.5.02	21.3	9.6	50.8	13.9	17.8	SA 7.9	
Vassall	2.5.02	23.3	7.6	41.2	34.8	11.0	5.4	

**By-elections**

<i>Knight's Hill</i>	<i>7.6.01</i>	<i>49.6</i>	<i>16.9</i>	<i>49.2</i>	<i>27.9</i>	<i>-</i>	<i>IND</i> <i>6.0</i>	
<i>Streatham South</i>	<i>6.5.99</i>	<i>38.5</i>	<i>22.7</i>	<i>45.7</i>	<i>30.1</i>	<i>-</i>	<i>1.4</i>	
<i>Thornton</i>	<i>7.6.01</i>	<i>53.6</i>	<i>13.5</i>	<i>45.0</i>	<i>41.5</i>	<i>-</i>		
<i>Vassall</i>	<i>19.8.99</i>	<i>18.4</i>	<i>11.2</i>	<i>48.5</i>	<i>35.7</i>	<i>3.2</i>	<i>IND</i> <i>1.4</i>	

## Results

## Bishop's

<b>Truesdale, Peter J.</b>	<b>LD</b>	<b>1,123</b>
<b>Parry, Charlotte F.</b>	<b>LD</b>	<b>1,039</b>
<b>Parry, Clive D.</b>	<b>LD</b>	<b>994</b>
Campbell, Lorna	LAB	622
McGhie, Madge A.	LAB	506
Seaman, Lee	LAB	488
Williams, Simon N.O.	GRE	166
Blaine, Audrey C.	CON	125
King, Caroline M.E.	CON	121
Pattman, Judith M.	CON	106
Planton, Veronica J.	SA	80

## Brixton Hill

<b>Cattermole, Nick</b>	<b>LAB</b>	<b>1,067</b>
<b>Reed, Steve</b>	<b>LAB</b>	<b>1,017</b>
<b>Serwaa, Lydia</b>	<b>LAB</b>	<b>1,015</b>
Dixon, Debbie M.	GRE	459
Greening, Wayne P.	GRE	393
Binder, Elsie	LD	377
Colling, Alexandra M.	LD	312
Morris, Martin	LD	312
Hall, Julie L.	SA	292
Butler, Patrick A.	CON	272
Bartlett, Matthew J.	CON	251
Gilbert, Roland M.	CON	249

## Clapham Common

<b>Ling, Ruth</b>	<b>LAB</b>	<b>972</b>
<b>Meader, Angela</b>	<b>LD</b>	<b>964</b>
<b>Sanders, Darren</b>	<b>LD</b>	<b>917</b>
Harrop, Andy	LAB	863
Doven, Roland L.	LAB	856
Bryant, Matthew	LD	839
Barker, Joanna M.	CON	748
Bays, Anthony W.	CON	744
Williams, Gareth D.	CON	739
Beaumont, Timothy W.	GRE	274

## Clapham Town

<b>O'Malley, Helen M.</b>	<b>LAB</b>	<b>1,179</b>
<b>Myerson, Jonathan S.</b>	<b>LAB</b>	<b>1,160</b>
<b>Gentry, Bernard A.R.</b>	<b>CON</b>	<b>1,074</b>
Hollingsworth, Andrew	CON	983
Syed, Koysor	LAB	968
Heckels, Edward G.	CON	958
Belcher, Helen N.	LD	397
Hanna, Albere	GRE	382
Banks, Robert A.	LD	332
Blackie, Robert	LD	259
Martin, James W.	IND	13

## Coldharbour

<b>Anyanwu, Donatus</b>	<b>LAB</b>	<b>989</b>
<b>Erdman, Sharon</b>	<b>LAB</b>	<b>949</b>
<b>Ward, Sharon</b>	<b>LAB</b>	<b>899</b>
Collins, William S.B.	GRE	241
Martin, Paul	GRE	219
Sajid, Mohammed	GRE	217
Avebury, Lindsay	LD	215
Baines, Vivienne J.	LD	203
Baines, Malcolm I.	LD	181
Bennett, Theresa	SA	152
Brown, Nicolas G.	CON	112
Chambers, Glyn	CON	88
Lamont, John	CON	85
Gibson, Robin H.	IND	47
Bruton, Gary F.	IND	43
Illiffe, Darren J.	IND	40

## Ferndale

<b>Hussain, Imran</b>	<b>LAB</b>	<b>1,031</b>
<b>McGlone, Paul</b>	<b>LAB</b>	<b>1,021</b>
<b>Prentice, Sally</b>	<b>LAB</b>	<b>977</b>
Cumberbatch-Barnett, Catherine	LD	340
Mitchell, Patrick R.	LD	314
Dalton, Jeffrey J.	GRE	300
Rhodes, Steven	LD	300
Gentry, Helen M.	CON	171
Forsdyke, Richard J.	CON	170
Forsdyke, Verity	CON	167



**Gipsy Hill**

<b>Grigg, Janet</b>	<b>CON</b>	<b>1,579</b>
<b>A'Court, Russell J.</b>	<b>CON</b>	<b>1,571</b>
<b>Compton, Gareth F.T.</b>	<b>CON</b>	<b>1,509</b>
Green, David	LAB	1,034
Cameron, Marcia	LAB	1,001
Muir, John	LAB	899
Cahill, Jessica M.	GRE	251
Boyle, David	LD	237
Goodman, David S.	GRE	182
Cubberley, Peta C.	LD	180
Manuell, Kathleen A.	GRE	178
Robinson, Joel E.	LD	165

**Herne Hill**

<b>Dickson, Jim</b>	<b>LAB</b>	<b>1,164</b>
<b>McHugh, Kirsty</b>	<b>LAB</b>	<b>1,160</b>
<b>O'Connell, Peter</b>	<b>LAB</b>	<b>898</b>
Summers, Timothy J.	GRE	609
Armitage-Smith, Monica R.	LD	511
Goldsworthy, Julia	LD	486
Jones, Anthony E.	CON	415
Ford, James M.	CON	407
Richards, Edna C.	CON	397
Lundie, James	LD	389

**Knight's Hill**

<b>Evans, Geraldine</b>	<b>LD</b>	<b>1,331</b>
<b>McConnell, Robert S.</b>	<b>LD</b>	<b>1,263</b>
<b>Baker, Jeremy J.</b>	<b>LD</b>	<b>1,260</b>
Grayling, Tony	LAB	949
Watling, Bill	LAB	926
Hill, Robert	LAB	908
Ball, Martin	CON	258
Jones, Graham R.G.	GRE	251
Lee, Jessica K.	CON	250
Hemmise, Christine J.	CON	245
Watson, Leslie A.	SA	113

**Larkhall**

<b>Craig, Kevin</b>	<b>LAB</b>	<b>1,307</b>
<b>Clason, Joanna</b>	<b>LAB</b>	<b>1,256</b>
<b>Follis, Gary</b>	<b>LAB</b>	<b>1,190</b>
Blythe, Monique	LD	664
Munday, Rosario	LD	631
McAusland, Scott J.	LD	610
Zlotowitz, Sally A.	GRE	260
Crawford, Charles A.	CON	203
Pender, Charles C.T.	CON	200
Trelawny, William M.	CON	196
Humphries, Tina L.	SA	127

**Oval**

<b>Crichton-Stuart, Marietta F.</b>	<b>LD</b>	<b>1,297</b>
<b>Bowring, Geoffrey P.</b>	<b>LD</b>	<b>1,178</b>
<b>Sawdon, Andrew J.</b>	<b>LD</b>	<b>1,151</b>
Benedetto, Giacomo G.E.	LAB	645
Diamond, Patrick	LAB	590
Goulbourne, Neil	LAB	576
Heatley, Brian A.	GRE	255
Sinclair, Christopher R.	CON	201
Hardman, Arthur R.	CON	197
Sinclair, Penelope A.	CON	184
Jackson, Andrew N.	SA	116

**Prince's**

<b>Fitchett, Keith E.</b>	<b>LD</b>	<b>1,444</b>
<b>Anglin, Charles A.</b>	<b>LD</b>	<b>1,404</b>
<b>Wakefield, Dinti</b>	<b>LD</b>	<b>1,402</b>
Morgan, Stephen	LAB	1,236
Bowyer, Peter	LAB	1,185
Townend, Samuel J.	LAB	1,183
Hayes, Andrew	CON	264
Wallace, James C.	GRE	260
Allison, Simon J.	CON	250
Heckels, Kiloran F.	CON	242

**St Leonard's**

<b>Bennett, Clive L.A.</b>	<b>LD</b>	<b>1,517</b>
<b>Giess, Roger J.</b>	<b>LD</b>	<b>1,422</b>
<b>Palmer, Brian J.</b>	<b>LD</b>	<b>1,419</b>
Clarke, Denese	LAB	841
Salter, Matthew	LAB	813
Whittington, Brian	LAB	706
Kenner, Anne C.	GRE	290
Hamilton, Alastair S.	CON	284
Wailles, Nicholas W.	CON	280
Murley, Philip	CON	250

**Stockwell**

<b>Bottrall, Anthony F.</b>	<b>LD</b>	<b>1,549</b>
<b>Mayers, Marcus</b>	<b>LD</b>	<b>1,280</b>
<b>Fernandes, Gabriel</b>	<b>LD</b>	<b>1,219</b>
English, Michael	LAB	991
Green, Esther	LAB	931
Oureshi, Toaha B.Z.	LAB	882
Crush, Peter J.	GRE	260
Collier, Judith M.	CON	167
Midgley, John A.	CON	125
Midgley, Laura J.	CON	124

**Streatham Hill**

<b>Fewtrell, June</b>	<b>LD</b>	<b>1,272</b>
<b>Clyne, Jeremy S.</b>	<b>LD</b>	<b>1,158</b>
<b>Lumsden, Ashley G.</b>	<b>LD</b>	<b>1,120</b>
Ekumah, Alex A.	LAB	632
Abu-Bakr, Mohammed Z.	LAB	631
Lawuyi, Daniel	LAB	561
Wright, Martin	GRE	378
Davies, Stanley	CON	287
Ellis, Susan P.	CON	284
Younghusband, Peter R.	CON	264

**Streatham South**

<b>Malley, Dave</b>	<b>LAB</b>	<b>1,188</b>
<b>Kazantzis, John A.</b>	<b>LAB</b>	<b>1,123</b>
<b>Sargeant, Tim</b>	<b>LAB</b>	<b>1,093</b>
Golding, Wendy E.	LD	1,027
Williams, Robert I.	LD	943
Lee, Graham C.H.	LD	931
Choudhury, Habib U-R.	CON	538
McMenamin, Stephen	CON	517
Winch, Michael A.	CON	507
O'Gara, Michael N.	GRE	208

**Streatham Wells**

<b>Heather, Julian P.</b>	<b>LD</b>	<b>1,440</b>
<b>Clarke, Sheila StH.</b>	<b>LD</b>	<b>1,418</b>
<b>Hayes-Mojon, Daphne K.</b>	<b>LD</b>	<b>1,383</b>
Badejo, Pius A.	LAB	555
Walker, David	LAB	528
Euripides, Mikis	LAB	501
Freeman, Sheila	GRE	279
Hodgkinson, Amanda G.	CON	217
Liell, Lisabeth J.	CON	211
Salt, Neil A.	CON	186

**Thornton**

<b>Pindar, John</b>	<b>LD</b>	<b>1,291</b>
<b>Dering, Stephen M.</b>	<b>LD</b>	<b>1,191</b>
<b>Peck, Lib</b>	<b>LAB</b>	<b>1,142</b>
Ijeoma, Veronica C.	LD	1,137
Adisa-Adesina, Yemi	LAB	1,080
Moll, Joe	LAB	1,057
Ince, David M.	GRE	277
Jackson, Joy	CON	268
Bennett, Roger M.	CON	257
Winbourne, Barbara	CON	197

**Thurlow Park**

<b>Whelan, Clare R.</b>	<b>CON</b>	<b>1,484</b>
<b>Whelan, John A.</b>	<b>CON</b>	<b>1,437</b>
<b>Kimm, Irene A.</b>	<b>CON</b>	<b>1,308</b>
Brodie, Judith A.	LAB	684
Rodgers, David A.	LAB	583
Wilmot, Allan C.	LAB	551
Beadnall, Alan S.	LD	466
Thurburn, Andrew	LD	336
Hicks, Jeremy G.	GRE	329
Brack, Duncan	LD	319
Lambert, Robin A.D.	UKIND	53

**Tulse Hill**

<b>Meldrum, Jackie</b>	<b>LAB</b>	<b>1,219</b>
<b>Franklin, Tom</b>	<b>LAB</b>	<b>1,078</b>
<b>Smith, Toren</b>	<b>LAB</b>	<b>1,017</b>
Yates, John	GRE	440
Savage, Ann E.	LD	334
Hatch, Keith M.	GRE	333
O'Brien, Roger	LD	290
Davies, Karl	LD	285
Baker, Claire M.	CON	225
Owens, David	CON	215
Tweyman, Dan	CON	184
Tucker, Gregory S.	SA	171

**Vassall**

<b>Atkinson, Liz</b>	<b>LAB</b>	<b>1,056</b>
<b>McKenna, Alex</b>	<b>LAB</b>	<b>943</b>
<b>Sabbagh, Daniel</b>	<b>LAB</b>	<b>895</b>
Cornwall, Tom	LD	851
Ewetuga, Antonia O.	LD	846
Kinzett, Rene H.	LD	744
Sperry, Keith M.	GRE	257
Gibbon, Nicholas C.	CON	188
Shakespeare, Anthony A.J.	CON	181
King, Laurence R.	CON	165
Downes, Brenda M.	SA	127

**By-elections****Streatham South**

6 May 1999

No change

<b>Malley, David J.</b>	<b>LAB</b>	<b>1,515</b>
Ward, Kathleen E.	LD	996
Barker, Joanna M.	CON	753
Morris, Andrew R.	IND	48

Resignation of White, Alan M. (LAB)

**Knight's Hill**

7 June 2001

No change

<b>Grayling, Antony</b>	<b>LAB</b>	<b>2,293</b>
Robinson, Joel E.	LD	1,300
Lee, Jessica K.	CON	788
Barca, Romano G.	IND	278

Resignation of Connolly, Paul (LAB)

**Vassall**

19 August 1999

No change

<b>Sabbagh, Daniel O.</b>	<b>LAB</b>	<b>840</b>
Aina, Adeline	LD	618
Shakespeare, Anthony J.	CON	194
Crush, Peter	GRE	55
Langton, Keith	IND	25

Resignation of Cruickshanks, Michael D. (LAB)

**Thornton**

7 June 2001

No change

<b>Peck, Elizabeth</b>	<b>LAB</b>	<b>1,497</b>
Pindar, John	LD	1,379
Younghusband, Peter R.	CON	448

Resignation of Hewitt, Anthony P. (LAB)

# Lewisham

## Labour administration

1	Bellingham	10	Ladywell
2	Blackheath	11	Lee Green
3	Brockley	12	Lewisham Central
4	Catford South	13	New Cross
5	Crofton Park	14	Perry Vale
6	Downham	15	Rushey Green
7	Evelyn	16	Sydenham
8	Forest Hill	17	Telegraph Hill
9	Grove Park	18	Whitefoot



## State of the parties, 1964-02

	CON	LAB	LD	other	total
2.5.02	2	45	4	3	54
7.5.98	2	61	4	-	67
5.5.94	1	63	3	-	67
3.5.90	6	58	3	-	67
8.5.86	17	50	-	-	67
6.5.82	26	41	-	-	67
4.5.78	23	44	-	-	67
4.5.74	11	49	-	-	60
13.5.71	4	56	-	-	60
9.5.68	44	16	-	-	60
7.5.64	15	45	-	-	60

## % share of the poll, 1964-02

	% poll	CON	LAB	LD	other
2.5.02	25.6	16.3	38.6	18.6	26.5
7.5.98	29.7	21.4	55.6	12.9	10.1
5.5.94	41.0	22.4	60.0	14.9	2.7
3.5.90	45.2	30.9	54.1	6.5	8.5
8.5.86	45.6	34.6	47.1	15.5	2.8
6.5.82	41.5	35.0	40.2	24.3	0.6
4.5.78	43.6	45.1	49.7	1.4	3.8
4.5.74	36.6	35.3	54.7	8.6	1.4
13.5.71	41.8	33.8	63.2	1.8	1.1
9.5.68	35.7	61.0	35.4	2.7	0.9
7.5.64	34.7	36.3	54.0	9.2	0.5

## Changes 1998-02

	CON	LAB	LD	other	total
Old council 02	2	59	4	2	67
Vacancies	-	-	-	-	-
By-elections	-	-2	-	+2	-
Allegiance changes	-	-	-	-	-
New council 98	2	61	4	-	67

## General statistics

		Lewisham	London
May 2002	Electorate	179,835	5,209,247
May 1998	Electorate	175,022	5,010,999
Mid 2002 (GLA)	Resident population aged 18 and over	191,200	5,859,600
Mid 1998 (ONS)	Resident population aged 18 and over	184,400	5,536,100
May 2002	% unemployed	7.0	4.8
May 1998	% unemployed	9.6	6.7
April 2002	Band 'D' council tax	£957	£895
April 1998	Band 'D' council tax	£683	£687

**% share of the poll**

	Date	%poll	CON	LAB	LD	GRE	others	
Bellingham	2.5.02	21.8	21.7	48.8	17.2	12.3		
Blackheath	2.5.02	28.4	19.4	38.6	23.4	15.6	UKIND	3.0
Brockley	2.5.02	24.5	8.0	38.9	11.0	37.7	SA	4.4
Catford South	2.5.02	26.5	23.0	42.0	19.5	15.4		
Crofton Park	2.5.02	25.6	13.4	42.0	13.4	16.9	LEAP	14.3
Downham	2.5.02	29.3	11.6	28.9	34.9	8.1	BNP	16.6
Evelyn	2.5.02	20.2	10.2	52.1	13.2	13.8	IND	10.8
Forest Hill	2.5.02	28.8	21.2	32.7	23.0	23.2		
Grove Park	2.5.02	26.5	36.7	34.3	15.4	10.2	UKIND	3.5
Ladywell	2.5.02	28.9	9.4	43.1	13.1	15.6	LEAP	SA
Lee Green	2.5.02	32.0	18.2	29.2	15.9	16.8	IND	UKIND
Lewisham Central	2.5.02	21.3	14.7	40.4	23.0	22.0		
New Cross	2.5.02	19.2	7.6	50.3	10.9	16.3	LEAP	15.0
Perry Vale	2.5.02	26.0	18.4	41.3	20.5	19.8		
Rushey Green	2.5.02	22.0	14.3	49.9	14.2	17.5	SA	4.2
Sydenham	2.5.02	25.5	20.4	44.8	16.9	17.9		
Telegraph Hill	2.5.02	26.8	4.2	24.7	9.7	11.5	LEAP	SALT
Whitefoot	2.5.02	26.9	16.6	36.2	38.4	8.9		

**By-elections**

<i>Bellingham</i>	<i>8.11.01</i>	<i>14.4</i>	<i>23.8</i>	<i>68.4</i>	<i>7.8</i>	-		
<i>Churchdown</i>	<i>15.7.99</i>	<i>27.1</i>	<i>22.7</i>	<i>41.8</i>	<i>32.1</i>	-	ISOC	3.5
<i>Downham</i>	<i>8.4.99</i>	<i>32.9</i>	<i>8.9</i>	<i>27.3</i>	<i>61.2</i>	-	ILAB	2.6
<i>Grinling Gibbons</i>	<i>26.11.98</i>	<i>10.2</i>	<i>13.4</i>	<i>49.6</i>	<i>9.2</i>	<i>14.3</i>	ISOC	13.5
<i>Marlowe</i>	<i>8.2.01</i>	<i>11.7</i>	<i>11.2</i>	<i>61.1</i>	<i>10.0</i>	-	SA	17.7
<i>Pepys</i>	<i>10.6.99</i>	<i>25.7</i>	<i>8.7</i>	<i>34.1</i>	<i>7.4</i>	<i>9.4</i>	SALT	40.4
<i>Pepys</i>	<i>23.11.00</i>	<i>18.6</i>	<i>9.6</i>	<i>37.0</i>	<i>5.1</i>	<i>8.9</i>		

## Results

## Bellingham

<b>Holder, Michael V.</b>	<b>LAB</b>	<b>1,182</b>
<b>Stockbridge, Ronald J.</b>	<b>LAB</b>	<b>1,065</b>
<b>Watt, Ruth M.</b>	<b>LAB</b>	<b>1,056</b>
Stone, Derek A.	CON	510
Batterham, Tim J.	CON	484
Stone, Sandra C.	CON	472
Morris, Sarah F.	LD	389
Wilkinson, Charles	GRE	277

## Blackheath

<b>Donnelly, Kathryn C.</b>	<b>LAB</b>	<b>1,267</b>
<b>Brown, Andrew K.</b>	<b>LAB</b>	<b>1,189</b>
<b>Moore, Gavin F.</b>	<b>LAB</b>	<b>1,108</b>
Feakes, Alexander D.	LD	744
Priddey, Catherine E.	LD	729
Turner, Charles	LD	693
Cannell, Simon	CON	640
Baden-Hellard, Sally	CON	626
Mambu, Thomas	CON	527
Goodall, Timothy	GRE	479
Lockwood, Jeanne M.	UKIND	93

## Brockley

<b>Johnson, Darren</b>	<b>GRE</b>	<b>1,026</b>
<b>Adefiranye, Obajimi</b>	<b>LAB</b>	<b>1,019</b>
<b>Scott, Terrence C.</b>	<b>LAB</b>	<b>906</b>
Parmar, Jarman S.	LAB	903
Mani, Sinna	GRE	882
Walton, Dean	GRE	832
Johnson, Juliet G.	LD	286
Adderley, Keith H.	LD	264
Hedges, Charles M.	LD	246
Freeman, Carolyn R.	CON	214
Hayes-Bates, Jonathon	CON	209
Ockendon, Colin S.	CON	159
Crosson, Ian J.	SA	125
Morrison, Duncan D.	SA	105
Abse, Tobias	SA	91

## Catford South

<b>McGarrigle, Kathleen A.</b>	<b>LAB</b>	<b>1,349</b>
<b>Massey, Robert</b>	<b>LAB</b>	<b>1,243</b>
<b>Smith, Alan</b>	<b>LAB</b>	<b>1,190</b>
Light, Robert S.	CON	705
Akehurst, Richard C.	CON	697
Barakat, Nicole O.	CON	670
Hill, Nicholas R.	LD	586
Rajaratnam, Krishna P.	GRE	462
Trueman, Hayley	GRE	460

## Crofton Park

<b>Addison, Jacqueline A.</b>	<b>LAB</b>	<b>1,346</b>
<b>Garcha, Gurbakhsh S.</b>	<b>LAB</b>	<b>1,111</b>
<b>Scott, Sylvia E.</b>	<b>LAB</b>	<b>1,050</b>
Birch, Diana	GRE	515
Powlesland, Stephen	GRE	429
Gray, Percy	CON	411
Mills, Barry R.	LEAP	397
Binns, John D.	LD	388
Humphrey, Graeme K.	LD	375
Sutcliffe, Matthew L.	CON	367
Morpurgo, David	LD	356
Watson, Mark E.W.	CON	346

## Downham

<b>Huntbach, Matthew M.</b>	<b>LD</b>	<b>1,069</b>
<b>Fletcher, Julia E.</b>	<b>LD</b>	<b>1,046</b>
<b>Fallon, Paul J.</b>	<b>LAB</b>	<b>874</b>
Naidu, Vijay G.	LD	868
Flynn, Alexander T.	LAB	825
Stevenson, James	LAB	772
Roberts, Barry J.	BNP	485
Culnane, Mary T.	BNP	462
Lee, Ronald E.	CON	356
Pierce, Lois K.	CON	341
Martin, Josie O.	CON	297
Fell, Simon	GRE	230

**Evelyn**

<b>Chater, Alicia</b>	<b>LAB</b>	<b>1,164</b>
<b>Owolabi-Oluyole, Samuel O.</b>	<b>LAB</b>	<b>1,011</b>
<b>Onuegbu, Crada N.</b>	<b>LAB</b>	<b>942</b>
Elgin, Steve	GRE	274
Wells, Peter	LD	265
Poore, Corina	LD	259
Leech, Jessica M.	IND	234
Handysides, Mary J.	CON	222
Cadman, Malcolm	IND	207
Fleming, David A.H.	IND	202
Oakley, Paul J.	CON	201
Ockendon, Joyce B.	CON	186

**Forest Hill**

<b>Dawson, Joseph P.</b>	<b>LAB</b>	<b>1,406</b>
<b>Wise, Susan M.</b>	<b>LAB</b>	<b>1,308</b>
<b>Whiting, David J.</b>	<b>LAB</b>	<b>1,231</b>
Squires, Raymond	CON	949
Purmann, Regina	GRE	932
Pooley, Brenda W.	LD	924
Tritschler, Neil J.	CON	832
Woolford, Raymond D.	CON	771

**Grove Park**

<b>Anderson, Barrie P.</b>	<b>CON</b>	<b>1,134</b>
<b>Britton, David S.</b>	<b>CON</b>	<b>1,037</b>
<b>Ingleby, Mark</b>	<b>LAB</b>	<b>990</b>
Morris, Paul	LAB	968
Tucker, Andrew J.	LAB	939
Cleverly, James S.	CON	930
Milton, Andrew L.	LD	517
Garrard, Michael	LD	430
Smith, Adrien P.	LD	352
Rawlinson, Joan	GRE	286
Gordon, Iain	UKIND	98

**Ladywell**

<b>Handley, Carl R.</b>	<b>LAB</b>	<b>1,267</b>
<b>Amrani, Abdeslam</b>	<b>LAB</b>	<b>1,235</b>
<b>Morrison, Pauline S.</b>	<b>LAB</b>	<b>1,233</b>
Keogh, Michael	GRE	564
Kirwan, Trottie	GRE	465
Collins, Rachael J.	LD	436
Fletcher, Joan L.	LEAP	415
Healey, David J.	LD	377
James, John E.	LD	326
Simpson, Richard	GRE	326
Gray, Frances M.	CON	299
Klan, Tom	CON	263
Lovatt, Justine C.	CON	254
Barber, David E.G.	SA	130
Kysow, Jean	SA	120

**Lee Green**

<b>Long, Madeliene</b>	<b>LAB</b>	<b>1,264</b>
<b>Semple, Neil</b>	<b>LAB</b>	<b>1,172</b>
<b>Sullivan, David</b>	<b>LAB</b>	<b>1,025</b>
Hawkins, Julian A.	LD	764
Britton, Joanna E.	CON	754
Chipps, Brian	CON	715
Flynn, James H.	CON	688
Baker, Anna	GRE	662
Ambrose, Gerard J.	IND	630
Hawkins, Linda F.	LD	625
Labrom, Joan M.	LD	494
Atkinson, Ralph S.	UKIND	154

**Lewisham Central**

<b>Nash, Heidi A.</b>	<b>LAB</b>	<b>1,130</b>
<b>Bodimeade, David</b>	<b>LAB</b>	<b>1,077</b>
<b>Singha, Parmavir</b>	<b>LAB</b>	<b>964</b>
Wiseman, Andrew D.	LD	601
Luxton, Susan	GRE	575
Draper, Eglantine M.	CON	429
Newland, Hilda	CON	410
Mukwaya, David	CON	316

**New Cross**

<b>Padmore, Sabina</b>	<b>LAB</b>	<b>1,015</b>
<b>Padmore, Stephen</b>	<b>LAB</b>	<b>956</b>
<b>Maslin, Paul J.</b>	<b>LAB</b>	<b>948</b>
Irvine, Marie-Louise	LEAP	450
Stimson, Deborah	GRE	315
Folkes, Alex	LD	252
Walton, Ian A.	LD	232
Ewers, Timothy R.	LEAP	230
Osajivbe, Christopher	LEAP	189
Shilling, Thelma	CON	166
Woodall, Howard G.	LD	147
Shooter, Huw L.	CON	139
Whetstone, Nora M.	CON	139

**Perry Vale**

<b>Hastie, Jane F.</b>	<b>LAB</b>	<b>1,392</b>
<b>Hastie, Colin S.</b>	<b>LAB</b>	<b>1,341</b>
<b>Till, Allan R.</b>	<b>LAB</b>	<b>1,294</b>
Peake, Arthur P.	LD	667
Hughes, Tristan	GRE	644
Spencer, Gail	CON	620
Pratt, Rosemary A.	CON	587
Smith, Margaret R.	CON	586

**Rushey Green**

<b>Fitzsimmons, Peggy M.</b>	<b>LAB</b>	<b>1,181</b>
<b>Klier, Helen</b>	<b>LAB</b>	<b>1,135</b>
<b>Muldoon, John</b>	<b>LAB</b>	<b>970</b>
Altwarg, Robin	GRE	383
Curtis, Robert B.	CON	334
Nicholls, Christine	CON	321
Hewett, Emma M.	LD	311
Wright, James M.	CON	285
Payne, Celvin M.I.	SA	98
Stroud, Darrell E.	SA	85

**Sydenham**

<b>Best, Chris</b>	<b>LAB</b>	<b>1,513</b>
<b>Carlisle, William M.</b>	<b>LAB</b>	<b>1,356</b>
<b>Nisbet, Marion F.</b>	<b>LAB</b>	<b>1,339</b>
Burstow, Mark P.	CON	677
Tippett, Gwynfor	CON	635
Pratt, Douglas	CON	610
Bennett, Mark A.	LD	567
Alderton, Christopher	GRE	561
Morrison, Robert A.	LD	491

**Telegraph Hill**

<b>Houghton, John P.</b>	<b>LAB</b>	<b>1,132</b>
<b>Page, Ian G.</b>	<b>SALT</b>	<b>1,065</b>
<b>Le Fevre, Helen</b>	<b>LEAP</b>	<b>975</b>
Dias, Samantha Y.	SALT	922
Ibitson, Ami F.	LAB	904
Oburota, John K.	LAB	880
Atkins, Ann C.	LD	457
Setchfield, Colin	GRE	452
Orr, Roger M.	LD	309
Budgen, Anthony W.	CON	176
Martin, Colin T.W.	CON	164
Furze, David C.	CON	160

**Whitefoot**

<b>Houghton, Daniel F.</b>	<b>LD</b>	<b>999</b>
<b>Kisicki, Carl P.</b>	<b>LD</b>	<b>994</b>
<b>Eytle, James L.H.</b>	<b>LAB</b>	<b>921</b>
Hall, Alan D.	LAB	917
Morris, Mark C.	LD	880
Harris, Roger G.	LAB	867
Lee, Andrew J.	CON	428
McInnes, David J.	CON	413
Cramp, Charles R.	CON	400
Laurie, Charlie P.	GRE	221



## By-elections

**Grinling Gibbons**

No change

26 November 1998

<b>Large, Vanessa</b>	<b>LAB</b>	<b>374</b>
Mattey, Sharon L.	GRE	108
Page, Ian G.	ISOC	102
Almqvist, Ulric	CON	101
Stockley, Neil R.	LD	69

Resignation of Brown, David (LAB)

**Downham**

No change

8 April 1999

<b>Priddey, Catherine E.</b>	<b>LD</b>	<b>1,281</b>
Upex, Paul	LAB	572
Cramp, Charles R.	CON	186
Nichols, Paul	ILAB	54

Resignation of Stevens, Roy T. (LD)

**Pepys**

SALT gain from LAB

10 June 1999

<b>Page, Ian G.</b>	<b>SALT</b>	<b>786</b>
Upex, Paul	LAB	663
Walton, Dean M.	GRE	182
Letizia, Gianfranco J.	CON	170
Adetona, Adebayo	LD	143

Resignation of Hall, Alan D. (LAB)

**Churchdown**

No change

15 July 1999

<b>Chater, Alicia</b>	<b>LAB</b>	<b>793</b>
Buxton, David C.	LD	609
Weatherall, Neil C.	CON	431
Mountford, Jill	ISOC	66

Resignation of Conway, Kelly A.M. (LAB)

**Pepys**

SALT gain from LAB

23 November 2000

<b>Dias, Samantha</b>	<b>SALT</b>	<b>567</b>
Owolabi, Samuel B.	LAB	533
Vearncombe, Michael G.	CON	138
Walton, Dean M.	GRE	128
Adderley, Keith H.	LD	74

Resignation of Margaret Sandra (LAB)

**Marlowe**

No change

8 February 2001

<b>Padmore, Sabina</b>	<b>LAB</b>	<b>600</b>
Gardiner, Robert	SA	174
Spencer, Gail	CON	110
Folkes, Alex	LD	98

Resignation of Gordon, Annette L. (LAB)

**Bellingham**

No change

8 November 2001

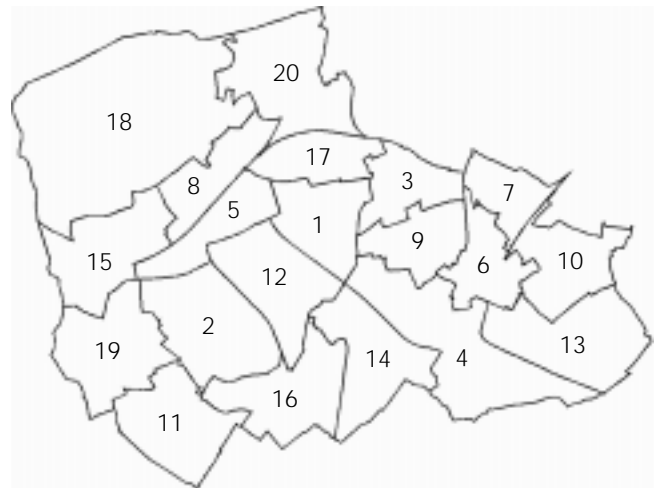
<b>Bullock, Steve</b>	<b>LAB</b>	<b>584</b>
Stone, Derek A.	CON	203
Freakes, Alexander D.	LD	67

Resignation of O'Shea, John A. (LAB)

# Merton

## Labour administration

1	Abbey	11	Lower Morden
2	Cannon Hill	12	Merton Park
3	Colliers Wood	13	Pollards Hill
4	Cricket Green	14	Ravensbury
5	Dundonald	15	Raynes Park
6	Figge's Marsh	16	St Helier
7	Graveney	17	Trinity
8	Hillside	18	Village
9	Lavender Fields	19	West Barnes
10	Longthornton	20	Wimbledon Park



## State of the parties, 1964-02

	CON	LAB	LD	other	total
2.5.02	25	32	-	3	60
7.5.98	12	39	3	3	57
5.5.94	10	40	3	4	57
3.5.90	22	29	-	6	57
8.5.86	29	25	-	3	57
6.5.82	44	13	-	-	57
4.5.78	39	15	-	3	57
4.5.74	29	22	-	3	54
13.5.71	21	29	-	4	54
9.5.68	46	4	-	4	54
7.5.64	25	26	-	3	54

## % share of the poll, 1964-02

	% poll	CON	LAB	LD	other
2.5.02	34.2	34.5	33.7	14.2	17.7
7.5.98	38.0	30.5	41.7	16.1	11.7
5.5.94	49.5	27.5	44.9	13.8	13.7
3.5.90	53.7	38.5	40.0	6.0	15.5
8.5.86	49.8	40.2	35.5	20.9	3.4
6.5.82	47.5	50.9	25.8	21.5	1.8
4.5.78	46.4	52.6	34.7	8.3	4.4
4.5.74	42.1	47.3	37.4	11.5	3.8
13.5.71	41.6	44.0	49.0	3.3	3.8
9.5.68	39.9	60.6	25.9	8.1	5.4
7.5.64	45.3	41.8	42.8	8.8	6.6

## Changes 1998-02

	CON	LAB	LD	other	total
Old council 02	13	33	2	8	56
Vacancies	-	1	-	-	1
By-elections	+1	-	-1	-	-
Allegiance changes	-	-5	-	+5	-
New council 98	12	39	3	3	57

## General statistics

		Merton	London
May 2002	Electorate	134,484	5,209,247
May 1998	Electorate	130,656	5,010,999
Mid 2002 (GLA)	Resident population aged 18 and over	149,800	5,859,600
Mid 1998 (ONS)	Resident population aged 18 and over	143,700	5,536,100
May 2002	% unemployed	3.0	4.8
May 1998	% unemployed	4.1	6.7
April 2002	Band 'D' council tax	£1,018	£895
April 1998	Band 'D' council tax	£750	£687

**% share of the poll**

	Date	%poll	CON	LAB	LD	GRE	others	
Abbey	2.5.02	27.4	32.6	40.9	16.0	10.5		
Cannon Hill	2.5.02	42.9	44.4	27.5	11.1	4.1	IND 7.1	UKIND 5.8
Colliers Wood	2.5.02	37.8	7.0	56.6	-	36.4		
Cricket Green	2.5.02	30.3	24.4	51.3	15.0	9.3		
Dundonald	2.5.02	33.6	31.4	30.8	15.2	13.7	8.9	
Figge's Marsh	2.5.02	28.6	23.1	51.4	16.8	8.7		
Graveney	2.5.02	29.6	20.2	55.6	15.5	8.6		
Hillside	2.5.02	30.2	49.7	20.4	18.1	11.8		
Lavender Fields	2.5.02	24.0	22.5	51.5	13.9	12.1		
Longthornton	2.5.02	35.8	36.8	44.2	11.5	7.5		
Lower Morden	2.5.02	39.4	45.4	22.3	12.6	5.6	UKIND 14.0	
Merton Park	2.5.02	41.8	25.5	13.1	-	7.0	UKIND 4.4	REA 50.0
Pollards Hill	2.5.02	31.7	29.0	50.5	11.2	9.3		
Ravensbury	2.5.02	29.0	27.3	45.5	17.0	10.2		
Raynes Park	2.5.02	38.5	47.8	16.3	29.1	6.8		
St Helier	2.5.02	32.5	21.6	38.0	13.4	7.7	BNP 12.5	UKIND 6.8
Trinity	2.5.02	33.1	38.8	36.4	14.2	10.5		
Village	2.5.02	37.8	68.7	12.8	11.6	6.9		
West Barnes	2.5.02	40.1	43.8	15.7	35.6	4.8		
Wimbledon Park	2.5.02	40.6	36.4	23.6	8.7	5.1	REA 26.2	

**By-elections**

<i>Lower Morden</i>	<i>15.6.00</i>	<i>25.5</i>	<i>59.9</i>	<i>27.3</i>	<i>8.6</i>	<i>4.2</i>		
<i>West Barnes</i>	<i>9.11.00</i>	<i>27.8</i>	<i>49.5</i>	<i>14.0</i>	<i>36.4</i>	<i>-</i>		

## Results

## Abbey

<b>Assinen, Susan</b>	<b>LAB</b>	<b>776</b>
<b>Abrams, Pauline G.</b>	<b>LAB</b>	<b>765</b>
<b>Fitzgerald, Michael A.</b>	<b>LAB</b>	<b>710</b>
Ashcroft, Stephen J.	CON	644
Bottell, Anne M.	CON	613
Raymond, Gordon H.	CON	538
Brown, Catherine R.	LD	320
O'Boyle, John A.	LD	301
Lee, Celia Jane	LD	260
Barrow, Jacqueline L.	GRE	233
Barrow, John H.	GRE	180
Cunningham, Conal E.	GRE	166

## Cannon Hill

<b>Shears, Deborah J.</b>	<b>CON</b>	<b>1,396</b>
<b>Bryce, Fiona J.</b>	<b>CON</b>	<b>1,341</b>
<b>Shellhorn, David A.</b>	<b>CON</b>	<b>1,277</b>
Alambritis, Stephen	LAB	893
Macauley, Henry P.	LAB	803
Lucas, Charles	LAB	785
Eglinton, Blaise C.	LD	351
Spalding, Michael A.	LD	333
Ladmore, Richard J.	LD	319
Steiert, Despina	IND	215
Mills, Graham W.	UKIND	175
Cluer, Francis E.R.	GRE	153
Fallowfield, Catherine M.	GRE	119
Fallowfield, Giles M.	GRE	98

## Colliers Wood

<b>Draper, Nicholas G.</b>	<b>LAB</b>	<b>1,328</b>
<b>Knight, Sheila</b>	<b>LAB</b>	<b>1,306</b>
<b>Reynolds, George D.</b>	<b>LAB</b>	<b>1,254</b>
Walsh, Thomas J.	GRE	940
Johnson, Alan R.	GRE	813
Thacker, Rajeev K.	GRE	752
Beard, Phillip J.B.	CON	179
Boyes, Joan L.	CON	158
Lewis, John F.	CON	145

## Cricket Green

<b>Munn, Thomas I.</b>	<b>LAB</b>	<b>1,160</b>
<b>Makin, Russell J.</b>	<b>LAB</b>	<b>1,120</b>
<b>Saunders, Judith C.</b>	<b>LAB</b>	<b>1,012</b>
Hammond, Sally P.	CON	557
McCorquodale, Rhoda K.	CON	531
Southcott, Gordon J.	CON	481
Pizey, Nicholas	LD	321
Deere, Louise J.	GRE	216
Deere, Michael A.P.	GRE	180

## Dundonald

<b>Bird, Matthew</b>	<b>CON</b>	<b>792</b>
<b>O'Brien-Edge, Corinna M.</b>	<b>CON</b>	<b>769</b>
<b>Ramsay, Amanda McD.</b>	<b>LAB</b>	<b>756</b>
Brunt, Michael A.	LAB	751
Pickover, John S.	LAB	729
Wigham, Paul W.	CON	716
Blanchard, Anne B.	LD	455
Langley, Christina M.	GRE	330
Oxford, Christopher A.	LD	328
Harbron, Stephen K.	LD	322
Goldsmith, Julia	IND	238
Alagaratnam, Rathy	IND	191

## Figge's Marsh

<b>Stanford, Geraldine P.</b>	<b>LAB</b>	<b>1,052</b>
<b>Connellan, Daniel F.</b>	<b>LAB</b>	<b>988</b>
<b>Judge, Andrew J.</b>	<b>LAB</b>	<b>939</b>
Hart, David A.	CON	483
Walsh, James R.	CON	430
Marven, Robert	CON	425
Geldart, Malcolm T.	LD	325
Wilkin, Janette C.	GRE	199
Wilkin, Simon P.	GRE	137

**Graveney**

<b>Kirby, Linda C.</b>	<b>LAB</b>	<b>1,197</b>
<b>Abrams, Joseph B.</b>	<b>LAB</b>	<b>1,193</b>
<b>Dehaney, Lyn H.</b>	<b>LAB</b>	<b>1,087</b>
Stephenson, John M.	CON	436
Woods, Joy D.	CON	423
Qureshi, Mohammad Y.	CON	406
Clifford, Eamonn G.	LD	324
Crowhurst, Emma-Ruth	GRE	200
Adri-Soejoko, Mark K.	GRE	160

**Hillside**

<b>Harwood, Richard J.</b>	<b>CON</b>	<b>1,053</b>
<b>Williams, David T.</b>	<b>CON</b>	<b>1,031</b>
<b>Simpson, David W.</b>	<b>CON</b>	<b>982</b>
Thomas, Linda M.	LAB	444
Nargund, Geeta V.	LAB	420
Thomas, Stephen D.	LAB	395
Pyke-Lees, Joan W.	LD	387
Willott, Philippa W.	LD	366
Bradley, Steve G.	LD	363
Robins, Nicholas V.J.	GRE	243

**Lavender Fields**

<b>Dunn, Mary R.</b>	<b>LAB</b>	<b>886</b>
<b>Allison, Mark G.</b>	<b>LAB</b>	<b>873</b>
<b>Macauley, Edith J.C.</b>	<b>LAB</b>	<b>760</b>
Acott, Alfred C.T.	CON	378
Hayles, June M.	CON	367
Byrne, Eugene	CON	358
Conway, Bernard W.	LD	227
Barker, Jennifer C.	GRE	224
Barker, John R.	GRE	171

**Longthornton**

<b>Austin, Stephen G.</b>	<b>LAB</b>	<b>1,180</b>
<b>Chung, David A.</b>	<b>LAB</b>	<b>1,107</b>
<b>Veale, Leighton</b>	<b>LAB</b>	<b>963</b>
Robinson, David A.	CON	921
Hatcher, Louisa M.	CON	897
Cox, Ronald	CON	886
Barry, Pauline M.	LD	281
Halls, Jonathan	GRE	183

**Lower Morden**

<b>Groves, Maurice H.</b>	<b>CON</b>	<b>1,378</b>
<b>Sullivan, Terence J.</b>	<b>CON</b>	<b>1,183</b>
<b>Mutch, Leslie D.</b>	<b>CON</b>	<b>1,180</b>
Daughters, Elizabeth A.M.	LAB	682
Hodgson, Alan G.	LAB	621
Rahman, Muhammad M.	LAB	537
Roberts, Adrian K.J.	UKIND	385
Pearce, Patricia E.	LD	345
Barrow, Giles T.	GRE	233
Hewitt, Anthony W.	GRE	123
Johnson, Leslie P.	GRE	107

**Merton Park**

<b>Ashton, Jillian C.</b>	<b>IRE</b>	<b>1,499</b>
<b>Southgate, Peter W.</b>	<b>IRE</b>	<b>1,420</b>
<b>Nelson-Jones, John A.</b>	<b>IRE</b>	<b>1,415</b>
Edge, David C.	CON	765
Chellew, Richard	CON	731
Mernane, Richard J.K.	CON	716
Nichols, Richard J.	LAB	409
Reddin, Michael J.	LAB	373
Powell, Robert N.	LAB	355
Adams, Naomi J.	GRE	201
Mills, Andrew T.	UKIND	127

**Pollards Hill**

<b>Cole, John H.</b>	<b>LAB</b>	<b>1,167</b>
<b>Tilcock, Michael R.</b>	<b>LAB</b>	<b>1,153</b>
<b>Whelton, Martin J.</b>	<b>LAB</b>	<b>1,026</b>
Neville, Margaret M.	CON	690
Butt, Kenneth M.	CON	631
Goulden, Paul	CON	602
Wren, Nicholas R.G.	LD	247
Bannister, Robin	GRE	205

**Ravensbury**

<b>Jones, Philip M.</b>	<b>LAB</b>	<b>946</b>
<b>McCabe, Peter J.</b>	<b>LAB</b>	<b>909</b>
<b>Giles, Tony</b>	<b>LAB</b>	<b>894</b>
Mansfield, Barbara J.	CON	583
Gunn, Jeffrey A.	CON	540
Martin, Reginald O.	CON	527
Toyer, Danielle M.A.	LD	343
Barasi, Paul	GRE	205

**Raynes Park**

<b>Brierly, Margaret A.</b>	<b>CON</b>	<b>1,294</b>
<b>Bullinger, Horst R.</b>	<b>CON</b>	<b>1,186</b>
<b>Crookdake Cheng, Michael H.</b>	<b>CON</b>	<b>1,131</b>
Harlow, Sally A.	LD	809
Moss, Gail	LD	764
Sood, Kamaljit S.	LD	626
Somerville, Michael	LAB	422
Roberts, Geoffrey H.	LAB	419
Scalzo, Stefano	LAB	395
Evans, Richard M.	GRE	232
Curry, Jean C.	GRE	155
Parkin, Brian	GRE	127

**St Helier**

<b>Pearce, Dennis</b>	<b>LAB</b>	<b>958</b>
<b>Martin, Maxwell</b>	<b>LAB</b>	<b>947</b>
<b>Spacey, Michael A.</b>	<b>LAB</b>	<b>840</b>
Goodacre, Joan W.	CON	532
Quick, Sydney S.	CON	519
Wilson, Ronald W.	CON	509
Smith, Joyce M.	LD	324
Ford, Danny	BNP	302
Boulding, Susan N.	GRE	192
Boulding, Stephen C.	GRE	178
Byrne, Christopher J.	UKIND	164

**Trinity**

<b>Kilsby, Dorothy R.</b>	<b>CON</b>	<b>805</b>
<b>McLaughlin, Christopher W.</b>	<b>CON</b>	<b>799</b>
<b>Coles, Andrew N.H.</b>	<b>LAB</b>	<b>781</b>
Miller, Maria F.L.	CON	780
Guy, Vivien R.	LAB	771
Karim, Mohammad A.	LAB	687
Mulchrone, Colette M.	LD	312
Ralph, Bonita	LD	293
Shoebridge, Christopher R.	LD	270
Barrow, Jennifer H.	GRE	246
Ingram, Lisa W.	GRE	203
Ingram, Hector W.	GRE	199

**Village**

<b>Hammond, Stephen W.</b>	<b>CON</b>	<b>1,667</b>
<b>Bowcott, John M.</b>	<b>CON</b>	<b>1,662</b>
<b>George, Samantha L.</b>	<b>CON</b>	<b>1,629</b>
Bottriell, William F.	LAB	321
McNicol, Michelle A.	LAB	303
Ives, David J.	LAB	299
Blanchard, Gerald I.	LD	290
Edelsten, Alison C.	LD	285
Taylor, Jennifer C.	LD	259
Stevens, Rupert A.	GRE	166

**West Barnes**

<b>Lewis-Lavender, Gillian V.</b>	<b>CON</b>	<b>1,198</b>
<b>Brierly, William P.</b>	<b>CON</b>	<b>1,174</b>
<b>Caldara, Angela</b>	<b>CON</b>	<b>1,106</b>
Dysart, Iain D.StC.	LD	1,054
Harris, Nicholas P.	LD	913
Pugh, Louise N.	LD	856
Filby, David E.	LAB	466
Layton, Margaret A.	LAB	422
Manser, Angela J.	LAB	361
Bell, Michael D.C.	GRE	157
Davidson, Mark J.	GRE	135
Patterson, David J.	GRE	91

**Wimbledon Park**

<b>Mitchell, Elisabeth L.</b>	<b>CON</b>	<b>1,058</b>
<b>Moulton, Oonagh J.</b>	<b>CON</b>	<b>1,018</b>
<b>Ahmad, Tariq M.</b>	<b>CON</b>	<b>982</b>
Saul, Stephen F.	IRE	782
Nelson, Elizabeth H.	LAB	743
White, John W.	IRE	723
Thompson, Mark A.	IRE	693
Rizvi, Syed M.I.	LAB	643
Wilshire, Kenneth J.	LAB	598
Houlihan, John P.	LD	256
Tibbetts, Richard K.	LD	234
Dennis, Ernest D.	GRE	204
Miskin, Sarah J.	GRE	131
Miskin, Nicholas F.G.	GRE	92

## By-elections

**Lower Morden**

15 June 2000

No change

<b>Groves, Maurice H.</b>	<b>CON</b>	<b>1,033</b>
Fitzgerald, Michael A.	LAB	470
Hurst, Heather M.	LD	148
Barrow, Giles T.	GRE	73
<i>Resignation of Daniels, Terence J. (CON)</i>		

**West Barnes**

9 November 2000

CON gain from LD

<b>Lewis-Lavender, Gillian V.</b>	<b>CON</b>	<b>984</b>
Hurst, Heather M.	LD	723
Giles, Tony R.	LAB	279
<i>Resignation of Willott, Jennifer N. (LD)</i>		

# Newham

## Labour administration

1	Beckton	11	Green Street East
2	Boleyn	12	Green Street West
3	Canning Town North	13	Little Ilford
4	Canning Town South	14	Manor Park
5	Custom House	15	Plaistow North
6	East Ham Central	16	Plaistow South
7	East Ham North	17	Royal Docks
8	East Ham South	18	Stratford and New Town
9	Forest Gate North	19	Wall End
10	Forest Gate South	20	West Ham



## State of the parties, 1964-02

	CON	LAB	LD	other	total
2.5.02	-	59	-	1	60
7.5.98	-	60	-	-	60
5.5.94	-	59	1	-	60
3.5.90	2	57	1	-	60
8.5.86	-	60	-	-	60
6.5.82	-	54	6	-	60
4.5.78	-	57	-	3	60
4.5.74	-	51	-	9	60
13.5.71	-	53	-	7	60
9.5.68	6	30	3	21	60
7.5.64	-	50	-	10	60

## % share of the poll, 1964-02

	% poll	CON	LAB	LD	other
2.5.02	27.0	20.2	48.3	4.1	27.5
7.5.98	28.4	17.1	56.0	8.1	18.8
5.5.94	37.6	20.1	56.6	11.5	11.9
3.5.90	36.5	24.0	55.5	7.4	13.1
8.5.86	34.9	18.0	58.5	21.0	2.5
6.5.82	31.4	10.7	54.8	28.9	5.6
4.5.78	31.1	18.0	62.5	-	19.5
4.5.74	22.5	9.3	63.5	4.4	22.8
13.5.71	29.4	8.1	66.0	2.7	23.3
9.5.68	25.1	17.2	40.5	6.3	36.0
7.5.64	27.9	6.1	61.6	15.4	16.9

## Changes 1998-02

	CON	LAB	LD	other	total
Old council 02	-	59	-	1	60
Vacancies	-	-	-	-	-
By-elections	-	-	-	-	-
Allegiance changes	-	-1	-	+1	-
New council 98	-	60	-	-	60

## General statistics

		Newham	London
May 2002	Electorate	157,504	5,209,247
May 1998	Electorate	146,019	5,010,999
Mid 2002 (GLA)	Resident population aged 18 and over	180,400	5,859,600
Mid 1998 (ONS)	Resident population aged 18 and over	160,000	5,536,100
May 2002	% unemployed	8.0	4.8
May 1998	% unemployed	12.0	6.7
April 2002	Band 'D' council tax	£885	£895
April 1998	Band 'D' council tax	£680	£687



## % share of the poll

	Date	%poll	CON	LAB	LD	GRE	others			
Beckton	2.5.02	21.3	16.4	42.9	17.4	13.0	BNP 10.2			
Boleyn	2.5.02	27.5	22.3	47.1	-	19.5	CPA 11.1			
Canning Town North	2.5.02	22.8	-	37.8	-	18.3	BNP 16.7	CPA 13.9	IND 8.0	SLAB 5.3
Canning Town South	2.5.02	26.2	-	54.3	-	-	CPA 45.7			
Custom House	2.5.02	20.3	27.1	45.7	-	13.9	CPA 13.3			
East Ham Central	2.5.02	29.4	23.3	59.0	-	17.7				
East Ham North	2.5.02	34.6	25.6	36.7	8.9	7.2	IND 16.5	SA 5.1		
East Ham South	2.5.02	24.5	26.7	50.3	-	-	NIA 23.0			
Forest Gate North	2.5.02	26.5	12.5	46.5	-	22.7	SA 9.9	UKIND 8.4		
Forest Gate South	2.5.02	26.5	14.5	52.6	20.6	-	SA 12.4			
Green Street East	2.5.02	32.2	23.4	51.6	-	12.5	IND 12.5			
Green Street West	2.5.02	31.5	30.7	55.5	-	13.8				
Little Ilford	2.5.02	26.8	38.7	49.4	-	11.9				
Manor Park	2.5.02	34.2	36.7	46.2	-	17.1				
Plaistow North	2.5.02	27.0	13.3	49.8	-	15.2	21.7 NIA			
Plaistow South	2.5.02	25.0	14.6	49.9	14.2	15.0	6.3 BNP	CPA 13.3	IND 19.2	
Royal Docks	2.5.02	19.7	16.4	38.4	-	-	12.7 CPA			
Stratford and New Town	2.5.02	23.0	16.5	53.1	-	19.9	10.5 NIA			
Wall End	2.5.02	34.0	15.4	54.2	-	9.5	14.1 SA	6.7		
West Ham	2.5.02	24.1	19.0	43.8	18.4	18.8				

## By-elections

Beckton	29.3.01	24.4	8.3	40.3	-	-	BNP 17.1	IND 34.2		
Custom House and Silvertown	23.7.98	11.3	15.6	55.2	-	-	BNP 11.8	NIND 11.5	ILAB 5.9	
Custom House and Silvertown	7.12.00	10.6	34.2	60.1	-	-	SA 5.7			
Plashtet	24.2.00	21.3	37.8	53.4	-	-	NIND 8.7			
Stratford	19.10.00	16.8	34.0	58.5	-	-	SA 7.5			

## Results

### Beckton

<b>Kellaway, Alec J.</b>	<b>LAB</b>	<b>945</b>
<b>Chowdhury, Ayesha</b>	<b>LAB</b>	<b>930</b>
<b>Seddon, Christopher J.</b>	<b>LAB</b>	<b>860</b>
Bell, Stephen T.	LD	369
Sutton, Damian P.J.	CON	348
Davies, Nick R.	GRE	277
Stones, Margaret	BNP	217

### Boleyn

<b>Leitch, June E.D.</b>	<b>LAB</b>	<b>1,321</b>
<b>Ali, Sardar</b>	<b>LAB</b>	<b>1,224</b>
<b>Ejiofor, Joseph</b>	<b>LAB</b>	<b>1,122</b>
Sutton, Elaine V.M.	CON	579
Spence, Marya A.E.	GRE	507
Shekarau-Jibril, Joy	CPA	289

### Canning Town North

<b>Collier, Marie S.</b>	<b>LAB</b>	<b>948</b>
<b>Furness, Clive W.</b>	<b>LAB</b>	<b>901</b>
<b>Schafer, Paul W.</b>	<b>LAB</b>	<b>784</b>
Greig, Kara L.	GRE	426
Davidson, Michael	BNP	389
Burnett, Sydney J.	CPA	322
Nkemnacho, Edward O.C.	IND	187
Siggins, Robert J.	SLAB	122

### Canning Town South

<b>Craig, Alan</b>	<b>CPA</b>	<b>959</b>
<b>Taylor, Alan W.</b>	<b>LAB</b>	<b>946</b>
<b>Jones, Maureen</b>	<b>LAB</b>	<b>887</b>
Tucker, Simon	LAB	808
Stafford, Benjamin	CPA	739
Irtwangejibril, Rose D.	CPA	525

### Custom House

<b>Holland, Patricia M.</b>	<b>LAB</b>	<b>887</b>
<b>Manley, Ronald N.</b>	<b>LAB</b>	<b>765</b>
<b>McAuley, Conor M.</b>	<b>LAB</b>	<b>709</b>
Maynard, Paul	CON	519
Clark, James A.	CON	467
Taylor, Douglas S.	CON	416
Robinson, Mary E.	GRE	240
Shasanmi, Bolanle	CPA	229

### East Ham Central

<b>Skyers, Mary M.A.</b>	<b>LAB</b>	<b>1,538</b>
<b>Corbett, Ian K.</b>	<b>LAB</b>	<b>1,479</b>
<b>Desai, Unmesh</b>	<b>LAB</b>	<b>1,437</b>
Lindsay, Stewart	CON	587
McBrinn, Diane M.	GRE	446

### East Ham North

<b>Marway, Sukhdev S.</b>	<b>LAB</b>	<b>1,367</b>
<b>Hudson, Lester T.</b>	<b>LAB</b>	<b>1,248</b>
<b>Sheekey, Patricia L.</b>	<b>LAB</b>	<b>1,244</b>
Akram, Mohammed	CON	896
Balakrishnan, Swaminathan	IND	578
King, Kathleen V.	LD	313
Hewett, Gary	GRE	252
Hamilton, Berlyne	SA	177

### East Ham South

<b>Jenkins, Kevin</b>	<b>LAB</b>	<b>1,244</b>
<b>Peppiatt, Quintin B.</b>	<b>LAB</b>	<b>1,081</b>
<b>Shillingford, Pearson J.</b>	<b>LAB</b>	<b>981</b>
Lindsay, Linda V.	CON	586
Jones, Frederick C.	NIA	503

### Forest Gate North

<b>Brickell, Paul M.</b>	<b>LAB</b>	<b>1,333</b>
<b>Saunders, John E.</b>	<b>LAB</b>	<b>1,265</b>
<b>Ahmad, Shama</b>	<b>LAB</b>	<b>1,253</b>
Forse, Mary E.	GRE	628
Meaby, Charles R.P.G.	CON	344
Phillips, Paul	SA	272
Batten, Gerard J.	UKIND	233

**Forest Gate South**

<b>Chaudhary, Akbar A.</b>	<b>LAB</b>	<b>1,274</b>
<b>Griffiths, Alan</b>	<b>LAB</b>	<b>1,142</b>
<b>Vaughan, Winston T.</b>	<b>LAB</b>	<b>1,102</b>
Gray, John M.	LD	472
Mahoney, Patricia M.	LD	460
Lomax, Christopher A.	LD	443
Maze, Brian I.	CON	323
Haq, Mubin	SA	276

**Green Street East**

<b>Brown, Lyn C.</b>	<b>LAB</b>	<b>1,488</b>
<b>Ahmad, Mahmood</b>	<b>LAB</b>	<b>1,403</b>
<b>Shakoor, Abdul</b>	<b>LAB</b>	<b>1,319</b>
Atcha, Abdullah	CON	635
Uddin, Nazma B.	IND	381
Springall, Sandra E.	GRE	341
Talukdar, Giash U.	IND	299

**Green Street West**

<b>Sheikh, Abdul K.</b>	<b>LAB</b>	<b>1,594</b>
<b>Talati, Rustam H.</b>	<b>LAB</b>	<b>1,448</b>
<b>Virdee, Harvinder S.</b>	<b>LAB</b>	<b>1,439</b>
Choudhury, Reza A.S.	CON	826
Widdowson, John H.	GRE	371

**Little Ilford**

<b>Corbett, Josephine H.</b>	<b>LAB</b>	<b>1,086</b>
<b>Baikie, Andrew R.E.</b>	<b>LAB</b>	<b>1,063</b>
<b>Crawford, Richard J.</b>	<b>LAB</b>	<b>1,052</b>
Choudhury, Akmul H.	CON	869
Rahman, Faizur	CON	844
Rashid, Harun	CON	795
Lee, Mee F.	GRE	257

**Manor Park**

<b>Singh, Amarjit</b>	<b>LAB</b>	<b>1,236</b>
<b>Bowden, Christine H.</b>	<b>LAB</b>	<b>1,219</b>
<b>Kazi, Khalilur</b>	<b>LAB</b>	<b>1,149</b>
Ahmed, Mahbub	CON	1,009
Chowdhury, Shahidur	CON	968
Jalal, Kaisar	CON	890
Smith, Ronald M.	GRE	444

**Plaistow North**

<b>Williams, Regina T.</b>	<b>LAB</b>	<b>1,224</b>
<b>Mirza, Riaz A.</b>	<b>LAB</b>	<b>1,163</b>
<b>Laguda, Joy H.</b>	<b>LAB</b>	<b>1,110</b>
Warwick, Frederick	IND	507
Chandler-Oatts, Jacqueline M.	GRE	356
Watson, Johanna L.	CON	342
Osben, Anthoulla	CON	278

**Plaistow South**

<b>Wilson, Neil J.</b>	<b>LAB</b>	<b>1,180</b>
<b>Lane, Graham J.</b>	<b>LAB</b>	<b>1,138</b>
<b>Collier, Bryan A.</b>	<b>LAB</b>	<b>1,064</b>
Burns, Jacqueline M.	CON	374
Roberts, Barry W.	CON	355
Rolfe, Gabrielle C.	GRE	340
Moore, Jamieson W.	LD	320
Gradosielska, Danuta A.	CON	263
Phillips, Josephine	NIA	147
Freeman, Donald E.	NIA	139

**Royal Docks**

<b>Law, Michael</b>	<b>LAB</b>	<b>433</b>
<b>Turner, Victor F.</b>	<b>LAB</b>	<b>398</b>
<b>Ruiz, Sarah J.</b>	<b>LAB</b>	<b>346</b>
Thanni, Ayotunde A.	IND	196
Postles, Graham E.	CON	175
Appiah, Beatrice	CPA	168
Weare, Glyn A.	CON	159
Lond, Mark	BNP	130
Daodu, Funmike K.	CPA	103

**Stratford and New Town**

<b>Garfield, Judith A.N.</b>	<b>LAB</b>	<b>1,163</b>
<b>Griffin, David</b>	<b>LAB</b>	<b>1,090</b>
<b>McAlmont, Anthony B.</b>	<b>LAB</b>	<b>938</b>
Oisin	GRE	398
Arnopp, Richard J.	CON	374
Hennessy, Armyrn	CON	330
Nadolski, Nigel R.	CON	286
Wya, Victoria	CPA	211

**Wall End**

<b>Sathianesan, Paul D.</b>	<b>LAB</b>	<b>1,608</b>
<b>Sparrowhawk, Edward H.</b>	<b>LAB</b>	<b>1,426</b>
<b>Gangadharan, Omanakutty</b>	<b>LAB</b>	<b>1,350</b>
Hashmi, Zubaida N.	CON	433
Aird, Terence J.	NIA	410
Smith, Leslie A.	CON	400
Piper, David G.	NIA	373
Cannin, Trudy V.	NIA	359
Mendick, Howard	GRE	257
Davies, Robert P.	SA	181

**West Ham**

<b>Whitworth, John C.</b>	<b>LAB</b>	<b>1,150</b>
<b>Harris, Megan</b>	<b>LAB</b>	<b>1,057</b>
<b>Inverary, Murtland O.</b>	<b>LAB</b>	<b>965</b>
Child, Josephine M.	CON	459
Reale, Rita A.	GRE	453
Chater, Kathleen A.	LD	443

**By-elections****Custom House and Silvertown***No change**23 July 1998*

<b>Holland, Patricia M.</b>	<b>LAB</b>	<b>526</b>
Boden, Christopher P.	CON	149
Borg, Paul	BNP	112
Brown, Collin J.	NIND	110
Hollands, Raymond P.	ILAB	56

*Death of Chapman, William A. (LAB)***Plashet***No change**24 February 2000*

<b>Williams, Regina T.</b>	<b>LAB</b>	<b>826</b>
Choudhury, Reza A.S.	CON	585
Balakrishnan, Swaminathan	NIND	135

*Death of Jabbal, Harbans S. (LAB)***Stratford***No change**19 October 2000*

<b>Garfield, Judith</b>	<b>LAB</b>	<b>465</b>
Taylor, Douglas	CON	270
Phillips, Paul	SA	60

*Death of Newstead, James G. (LAB)***Custom House and Silvertown***No change**7 December 2000*

<b>Pinder, David</b>	<b>LAB</b>	<b>578</b>
Maynard, Paul	CON	329
Stephenson, Maureen	SA	55

*Resignation of Rackley, Christopher T. (LAB)***Beckton***No change**29 March 2001*

<b>Taylor, Alan</b>	<b>LAB</b>	<b>384</b>
Craig, Alan	IND	326
Davidson, Michael	BNP	163
Maynard, Paul	CON	79

*Death of Knight, Maureen (LAB)*

# Redbridge

## Conservative administration

1 Aldborough	12 Hainault
2 Barkingside	13 Loxford
3 Bridge	14 Mayfield
4 Chadwell	15 Monkham
5 Church End	16 Newbury
6 Clayhall	17 Roding
7 Clementswood	18 Seven Kings
8 Cranbrook	19 Snarbrook
9 Fairlop	20 Valentines
10 Fullwell	21 Wanstead
11 Goodmayes	



### State of the parties, 1964-02

	CON	LAB	LD	other	total
2.5.02	33	21	9	-	63
7.5.98	23	30	9	-	62
5.5.94	24	29	9	-	62
3.5.90	42	18	3	-	63
8.5.86	45	17	1	-	63
6.5.82	51	12	-	-	63
4.5.78	50	13	-	-	63
4.5.74	45	15	-	-	60
13.5.71	42	18	-	-	60
9.5.68	55	5	-	-	60
7.5.64	45	15	-	-	60

### % share of the poll, 1964-02

	% poll	CON	LAB	LD	other
2.5.02	34.3	42.1	33.9	18.9	5.1
7.5.98	35.7	38.2	40.9	19.5	1.4
5.5.94	49.3	38.2	39.2	21.5	1.1
3.5.90	48.5	44.0	34.5	11.1	10.3
8.5.86	43.9	47.0	31.6	20.3	1.2
6.5.82	44.6	56.8	23.8	19.3	0.2
4.5.78	43.2	61.2	31.1	6.9	0.8
4.5.74	36.1	51.0	32.8	15.9	0.3
13.5.71	35.5	48.9	39.6	6.9	4.6
9.5.68	35.7	67.5	16.4	11.7	4.4
7.5.64	38.9	46.4	27.1	23.4	3.1

### Changes 1998-02

	CON	LAB	LD	other	total
Old council 02	24	27	9	1	61
Vacancies	-	1	-	-	1
By-elections	+1	-1	-	-	-
Allegiance changes	-	-1	-	+1	-
New council 98	23	30	9	-	62

### General statistics

		Redbridge	London
May 2002	Electorate	180,860	5,209,247
May 1998	Electorate	173,873	5,010,999
Mid 2002 (GLA)	Resident population aged 18 and over	180,000	5,859,600
Mid 1998 (ONS)	Resident population aged 18 and over	176,800	5,536,100
May 2002	% unemployed	3.7	4.8
May 1998	% unemployed	4.8	6.7
April 2002	Band 'D' council tax	£930	£895
April 1998	Band 'D' council tax	£676	£687

**% share of the poll**

	Date	%poll	CON	LAB	LD	GRE	others
Aldborough	2.5.02	37.0	44.6	39.0	8.6	7.8	
Barkingside	2.5.02	39.4	55.9	33.0	11.1	-	
Bridge	2.5.02	31.4	54.4	29.9	15.7	-	
Chadwell	2.5.02	31.4	31.2	17.9	50.9	-	
Church End	2.5.02	32.9	30.6	13.3	56.1	-	
Clayhall	2.5.02	36.3	57.9	33.6	8.5	-	
Clementswood	2.5.02	30.1	31.9	53.1	7.5	7.6	
Cranbrook	2.5.02	36.8	49.6	39.8	10.6	-	
Fairlop	2.5.02	33.1	57.4	29.8	12.8	-	
Fullwell	2.5.02	35.6	56.2	23.3	11.5	-	<b>UKIND</b> 9.0
Goodmayes	2.5.02	30.5	20.9	47.2	31.9	-	
Hainault	2.5.02	31.8	32.5	27.8	16.6	-	<b>BNP</b> 23.2
Loxford	2.5.02	30.2	33.7	55.5	10.8	-	
Mayfield	2.5.02	34.6	40.5	39.7	11.5	8.3	
Monkhams	2.5.02	38.0	61.2	10.8	27.9	-	
Newbury	2.5.02	32.5	33.8	53.0	13.2	-	
Roding	2.5.02	35.3	23.9	12.5	52.8	-	<b>BNP</b> 10.8
Seven Kings	2.5.02	31.1	33.2	49.4	17.4	-	
Snaresbrook	2.5.02	41.0	43.2	37.5	9.5	9.8	
Valentines	2.5.02	28.3	31.8	41.8	15.2	11.2	
Wanstead	2.5.02	42.5	45.3	32.6	11.1	11.0	

**By-election**

<i>Aldborough</i>	<i>1.10.98</i>	<i>30.8</i>	<i>48.7</i>	<i>45.3</i>	<i>6.0</i>	-	
-------------------	----------------	-------------	-------------	-------------	------------	---	--

**Results****Aldborough**

Cole, Vanessa C.	CON	1,516
Coombes, John P.	LAB	1,385
Sladden, Loraine P.	CON	1,354
Athwal, Rajinder S.	CON	1,329
Guerin, Linda A.	LAB	1,218
Saund, Balvinder K.	LAB	1,073
Mann, Susan M.	LD	323
McElarney, Geraldine F.	LD	259
Reggio, Therese M.	GRE	245
Peterson, Anne	LD	233

**Barkingside**

Axon, Keith E.	CON	1,766
Borrott, Graham F.	CON	1,727
Brunnen, Roy W.	CON	1,716
Hilton, Meredith C.	LAB	1,135
Rashid, Taifur	LAB	1,017
Rauf, Mahmood	LAB	924
Black, Dominic J.D.	LD	372
Taylor, Valerie M.	LD	336
Swallow, James M.	LD	331

**Bridge**

Cooper, Claire	CON	1,398
Leal, James	CON	1,373
Hickey, Morris	CON	1,357
Clark, Sean	LAB	778
Hoy, Peter	LAB	753
Guerin, Owen P.	LAB	736
Cracknell, David L.	LD	411
Nesbitt, Amanda	LD	404
Sinclair, Madeline M.T.	LD	375

**Chadwell**

Staight, Gary P.	LD	1,386
Scott, Ralph J.	LD	1,270
Tyne, John C.	LD	1,240
Roberts, Elfyn	CON	900
Pitt, Mary G.	CON	745
Hughes, Pauline P.	CON	742
Adeoshun, Adewale	LAB	469
Bhamra, Gurdial S.	LAB	456
Mudhar, Ranjit S.	LAB	441

**Church End**

Hoskins, Maureen J.	LD	1,448
Cleaver, Hugh R.	LD	1,417
Hoskins, Richard H.	LD	1,407
Dunn, Mark R.H.	CON	813
Hayes, Nicholas D.	CON	785
Lenaghan, Anthony	CON	731
Hughes, Julia A.	LAB	354
Balg, Shalab	LAB	336
Walker, Andrew J.	LAB	322

**Clayhall**

Weinberg, Alan E.	CON	1,831
Barden, Ronald I.	CON	1,762
Cole, Robert A.	CON	1,754
Golding, Reginald E.	LAB	1,089
Hilton, Norman A.	LAB	1,045
Malik, Abdul	LAB	972
Barmby, Joan O.	LD	277
Khan, Meher	LD	263
Robertson, Barbara J.	LD	249

**Clementswood**

Green, Simon	LAB	1,277
Noor, Faiz A.	LAB	1,257
Mahal, Rajwant K.	LAB	1,190
Rehman, Habib	CON	793
Patel, Surendra	CON	771
Aylen, Dennis J.	CON	675
Glanfield, Helen F.	LD	221
Randall, Timothy S.	GRE	177
Hutchines, Leslie P.	LD	159
Redshaw, Hazel E.	LD	144

**Cranbrook**

<b>Kumar, Ashok</b>	<b>CON</b>	<b>1,448</b>
<b>Elliman, Charles</b>	<b>CON</b>	<b>1,442</b>
<b>Pepperell, Kathleen M.</b>	<b>CON</b>	<b>1,359</b>
Singh, Satnam	LAB	1,174
Hoedemaker, Joseph B.	LAB	1,138
Peake, Edmund R.B.	LAB	1,103
Sharma, Saroj C.	LD	321
Yeoman, Angela E.	LD	295
Ward, Ian H.	LD	294

**Fairlop**

<b>Ryan, Joyce E.</b>	<b>CON</b>	<b>1,508</b>
<b>Scott, Lee</b>	<b>CON</b>	<b>1,460</b>
<b>Corfield, Glenn C.</b>	<b>CON</b>	<b>1,430</b>
Corea, Ivan	LAB	780
Taylor, Alan M.	LAB	770
Jeyaranjan, Thavathuray	LAB	732
Davies, Catherine M.	LD	400
Sargent, Duncan S.	LD	313
Seeff, Deanna	LD	266

**Fullwell**

<b>Davies, Laurence N.</b>	<b>CON</b>	<b>1,843</b>
<b>Hughes, Alan T.</b>	<b>CON</b>	<b>1,716</b>
<b>Moth, Harold W.</b>	<b>CON</b>	<b>1,714</b>
McHugh, Gloria	LAB	799
Singh, Ajit	LAB	708
Surinder, Pahl	LAB	681
Cudmore, Janice E.	LD	468
Teahan, Kathleen	LD	342
Selby, Robert J.	UKIND	280
Vargas, Josefa	LD	266

**Goodmayes**

<b>Singh, Satnam</b>	<b>LAB</b>	<b>1,111</b>
<b>Radford, David A.</b>	<b>LAB</b>	<b>1,089</b>
<b>Ejaz, Azfar</b>	<b>LAB</b>	<b>1,063</b>
Lake, Matthew E.	LD	759
Kaye, Kelly S.	LD	743
Dattani, Naren	LD	706
Mann, Joginder S.	CON	564
Kirmani, Asghar	CON	444
Streeten, William E.	CON	437

**Hainault**

<b>Griffin, Edward R.</b>	<b>CON</b>	<b>1,035</b>
<b>Leggatt, Arthur L.G.</b>	<b>CON</b>	<b>984</b>
<b>Newcombe, Richard W.</b>	<b>LAB</b>	<b>844</b>
Steinberg, John B.M.	CON	820
Emmett, Royston	LAB	817
Hilton, Lesley R.	LAB	771
Douglas, Jason	BNP	675
Black, Kathleen M.	LD	562
Ilett, Patricia J.	LD	456
Stevens, Ralph N.	LD	429

**Loxford**

<b>Javed, Muhammed</b>	<b>LAB</b>	<b>1,471</b>
<b>Laugharne, Peter J.</b>	<b>LAB</b>	<b>1,301</b>
<b>Maravala, Fareedoon K.</b>	<b>LAB</b>	<b>1,283</b>
Chaudhry, Bashir A.	CON	945
Reehal, Darshan S.	CON	764
Howes, James F.	CON	757
Marsh, Michelle E.	LD	304
Everest, Leslie M.	LD	269
Pashby, Nicolette A.	LD	214

**Mayfield**

<b>Aaron, Mark</b>	<b>CON</b>	<b>1,245</b>
<b>Hinds, Geoffrey D.</b>	<b>CON</b>	<b>1,233</b>
<b>Sohal, Sukhjit K.</b>	<b>LAB</b>	<b>1,212</b>
Parkash, Ayodhiya	LAB	1,192
Khan, Tanweer A.	LAB	1,157
Pether, Matthew	CON	1,151
Gravenell, Ian	LD	383
Marsh, Frank	LD	342
Potkins, Edwin D.	LD	309
Wild, Jane K.	GRE	248

**Monkhams**

<b>Huggett, Linda A.</b>	<b>CON</b>	<b>1,881</b>
<b>Stark, Michael J.</b>	<b>CON</b>	<b>1,852</b>
<b>O'Shea, James P.</b>	<b>CON</b>	<b>1,841</b>
McElarney, Michael J.	LD	859
Boyland, Florence M.	LD	855
Seeff, Geoffrey M.	LD	828
Elvin, Gerald	LAB	343
Pearce, David	LAB	322
Pascal, Claudius	LAB	320



**Newbury**

Sharma, Dev R.	LAB	1,555
Hilton, Alexander J.P.	LAB	1,488
Turner, Kenneth M.	LAB	1,452
Downes, Timothy W.	CON	984
Kaul, Narain	CON	941
Sunger, Darshan S.	CON	940
Sinclair, Nicola J.	LD	390
McElarney, Edward O.	LD	375
Tyne, Pamela J.	LD	352

**Roding**

Bond, Ian G.	LD	1,546
Banks, Felicity A.	LD	1,518
Boyland, Anthony G.	LD	1,450
Loffhagen, Anthony J.	CON	693
Macdonald, Sonia J.	CON	689
Bassom, Joyce H.	CON	664
Chew, Martin D.	LAB	386
Majid, Hafiz A.	LAB	348
Stitchman, Marioara	LAB	334
Young, Anthony	BNP	309

**Seven Kings**

Bellwood, Harold S.	LAB	1,331
Littlewood, Robert C.	LAB	1,234
Patel, Maganbhai G.	LAB	1,209
Gilani, Munawar H.S.	CON	894
Nolan, Colm J.	CON	863
Quddos, Zubeda	CON	781
Channon, David	LD	508
Staight, Walter L.	LD	434
Sharma, Ram	LD	388

**Snaresbrook**

Nolan, Suzanne M.	CON	1,643
Goody, Peter R.	CON	1,626
Cummins, Christopher M.G.	CON	1,588
Eglin, Gregor J.	LAB	1,496
Childs, Lanna A.	LAB	1,430
Purewal, Jagdev S.	LAB	1,289
Swallow, John P.	LD	384
Gunstock, Ashley	GRE	368
Bradd, Christina M.	LD	342
Winborne, Pamela A.	LD	340

**Valentines**

Norman, Elaine	LAB	1,069
Scottow, Gary D.	LAB	1,041
Tewari, Virendra K.	LAB	1,012
Khan, Raja A.	CON	847
Qurashi, Zahoor	CON	805
Moser, Gordon E.	CON	727
Hogarth, George G.	LD	402
Anderson, Iona M.	LD	399
Hamlyn, Susan D.	LD	331
Durdle, Clive S.G.	GRE	279

**Wanstead**

Burgess, Allan C.	CON	1,895
Dunn, Michelle C.	CON	1,697
Powell, Aaron J.	CON	1,609
Clerkin, Ciaran	LAB	1,346
Edelman, Jeffery	LAB	1,313
Qureshi, Kamal	LAB	1,091
Cornish, Alan F.	LD	455
Cornish, Janet M.	LD	451
Gunstock, Louise E.	GRE	423
Lawrence, Christopher J.	LD	366

**By-elections****Aldborough***CON gain from LAB**1 October 1998*

<b>Cole, Vanessa</b>	<b>CON</b>	<b>1,013</b>
Scottow, Gary D.	LAB	942
Davies, Catherine M.	LD	125

*Resignation or Thurlby, Desmond M. (LAB)*

# Richmond upon Thames

## Conservative administration

1 Barnes	10 Mortlake and Barnes Common
2 East Sheen	11 North Richmond
3 Fulwell and Hampton Hill	12 St Margarets and North Twickenham
4 Ham, Petersham and Richmond Riverside	13 South Richmond
5 Hampton	14 South Twickenham
6 Hampton North	15 Teddington
7 Hampton Wick	16 Twickenham Riverside
8 Heathfield	17 West Twickenham
9 Kew	18 Whitton



## State of the parties, 1964-02

	CON	LAB	LD	other	total
2.5.02	39	-	15	-	54
7.5.98	14	4	34	-	52
5.5.94	7	2	43	-	52
3.5.90	4	-	48	-	52
8.5.86	3	-	49	-	52
6.5.82	26	-	26	-	52
4.5.78	34	-	18	-	52
4.5.74	36	8	10	-	54
13.5.71	37	14	3	-	54
9.5.68	54	-	-	-	54
7.5.64	41	12	-	1	54

## % share of the poll, 1964-02

	% poll	CON	LAB	LD	other
2.5.02	39.9	44.2	13.8	35.8	6.1
7.5.98	45.0	35.9	20.8	42.4	0.9
5.5.94	55.6	35.2	18.2	46.4	0.3
3.5.90	59.7	34.1	14.4	46.4	5.2
8.5.86	58.9	34.6	12.2	51.9	1.3
6.5.82	59.4	44.0	9.5	45.4	1.1
4.5.78	58.2	46.3	16.0	37.5	0.2
4.5.74	50.7	40.8	27.8	31.1	0.3
13.5.71	45.0	45.0	37.9	15.4	1.7
9.5.68	42.8	61.2	20.1	16.5	2.2
7.5.64	47.5	50.5	31.4	16.8	1.3

## Changes 1998-02

	CON	LAB	LD	other	total
Old council 02	14	4	34	-	52
Vacancies	-	-	-	-	-
By-elections	-	-	-	-	-
Allegiance changes	-	-	-	-	-
New council 98	14	4	34	-	52

## General statistics

		Richmond upon Thames	London
May 2002	Electorate	130,077	5,209,247
May 1998	Electorate	124,207	5,010,999
Mid 2002 (GLA)	Resident population aged 18 and over	160,100	5,859,600
Mid 1998 (ONS)	Resident population aged 18 and over	149,300	5,536,100
May 2002	% unemployed	2.1	4.8
May 1998	% unemployed	2.6	6.7
April 2002	Band 'D' council tax	£1,097	£895
April 1998	Band 'D' council tax	£762	£687

**% share of the poll**

	Date	%poll	CON	LAB	LD	GRE	others	
Barnes	2.5.02	41.1	51.5	7.5	41.0	-		
East Sheen	2.5.02	44.1	56.8	7.3	25.8	10.1		
Fulwell and Hampton Hill	2.5.02	37.3	32.8	11.7	33.8	13.6	IND	8.0
Ham, Petersham and Richmond Riverside	2.5.02	41.4	32.5	8.3	47.5	-	IND	11.7
Hampton	2.5.02	41.7	51.0	10.4	38.6	-		
Hampton North	2.5.02	42.2	52.0	12.3	35.7	-		
Hampton Wick	2.5.02	39.9	53.2	9.9	24.0	12.9		
Heathfield	2.5.02	36.5	41.5	12.4	46.1	-		
Kew	2.5.02	43.5	45.0	11.2	43.8	-		
Mortlake and Barnes Common	2.5.02	37.1	40.3	29.3	30.4	-		
North Richmond	2.5.02	38.8	44.3	10.6	36.0	-	IND	UKIND 4.9 4.2
St Margarets and North Twickenham	2.5.02	41.8	36.9	16.9	31.0	15.2		
South Richmond	2.5.02	38.0	43.4	12.0	35.8	8.9		
South Twickenham	2.5.02	36.5	40.5	16.9	25.7	-	IND	16.9
Teddington	2.5.02	38.2	37.9	14.2	47.9	-		
Twickenham Riverside	2.5.02	35.3	42.2	17.3	40.5	-		
West Twickenham	2.5.02	38.8	48.7	32.2	19.1	-		
Whitton	2.5.02	46.5	45.0	10.9	44.1	-		

**By-election**

<i>Palewell</i>	<i>10.6.99</i>	<i>48.4</i>	<i>49.1</i>	<i>10.9</i>	<i>39.9</i>	-		
-----------------	----------------	-------------	-------------	-------------	-------------	---	--	--

**Results****Barnes**

Ross, John S.	CON	1,464
Percival, Christine C.	CON	1,444
Yandle, John C.	CON	1,427
Gent, Catharine S.F.	LD	1,221
Westmorland, Barbara	LD	1,140
Dare, Paul A.	LD	1,094
Neimer, Ann F.	LAB	220
Underwood, Barbara	LAB	209
Lumborg, Ronald H.	LAB	200

**East Sheen**

True, Nicholas E.	CON	1,697
Morris, Virginia L.	CON	1,684
Urquhart, Nicola M.	CON	1,651
Hennessy, Ida V.	LD	792
Morris, Philip A.C.	LD	768
Smith, Jennifer H.	LD	726
Wills, Sylvia	GRE	314
Page, James R.	GRE	295
Levi, Sylvia R.	GRE	284
McVeigh, Jane	LAB	245
Garlake, Ragna M.	LAB	207
Somers, Derek G.	LAB	198

### Fulwell and Hampton Hill

<b>Eady, Malcolm J.</b>	<b>LD</b>	<b>1,080</b>
<b>Elloy, Jeremy A.W.</b>	<b>LD</b>	<b>1,068</b>
<b>Colak-Antic, Sallie J.</b>	<b>CON</b>	<b>1,000</b>
Leamy, Stuart N.	CON	992
Dorn, Janice	CON	961
Reeves, Andrew	LD	895
Saunders, Monica J.	GRE	409
Anderson, Peter L.	LAB	375
Rosenthal, Samuel G.	LAB	362
Kalsi, Gurdip S.	LAB	320
Wainwright, Jonathan C.	IND	241

### Ham, Petersham and Richmond Riverside

<b>Jones, Susan E.</b>	<b>LD</b>	<b>1,401</b>
<b>Williams, David R.</b>	<b>LD</b>	<b>1,294</b>
<b>Miller, Brian P.</b>	<b>LD</b>	<b>1,291</b>
Sparrow, David G.	CON	918
Fleming, Pamela A.	CON	907
Proctor, Ronald F.	CON	898
Meacock, Richard	IND	370
Perry, John E.C.	IND	314
Vanneck-Surplice, Teresa M.	IND	295
Cooper, Frank A.	LAB	243
Risner, Pamela J.	LAB	232
Tonkinson, Carole W.	LAB	223

### Hampton

<b>Kreling, Mark A.P.</b>	<b>CON</b>	<b>1,480</b>
<b>Matthews, Jean M.</b>	<b>CON</b>	<b>1,479</b>
<b>Young, David E.</b>	<b>CON</b>	<b>1,441</b>
Woodriff, Bryan	LD	1,196
Woodriff, Maureen J.M.	LD	1,078
Keevil, Elaine B.	LD	1,053
Carrier, Carmela M.R.	LAB	347
Mackinlay, Harold A.	LAB	279
Fraser, Janet E.	LAB	273

### Hampton North

<b>Hoskinson, Max</b>	<b>CON</b>	<b>1,498</b>
<b>Samuel, Geoffrey J.</b>	<b>CON</b>	<b>1,485</b>
<b>Smith, Hilary C.</b>	<b>CON</b>	<b>1,387</b>
Ball, Raymond	LD	1,026
Cardy, Jonathan M.	LD	992
Doocey, Elizabeth D.	LD	977
Beatty, Sean N.	LAB	364
Spawls, Louisa M.	LAB	344
Morgan, Idwal	LAB	325

### Hampton Wick

<b>Arbour, Tony</b>	<b>CON</b>	<b>1,621</b>
<b>Parsons, Elizabeth L.P.</b>	<b>CON</b>	<b>1,484</b>
<b>Avins, Roger B.</b>	<b>CON</b>	<b>1,476</b>
Allen, Guy H.R.	LD	741
Dobrashian, Thomas	LD	693
Jacob, Arthur C.	LD	636
Bangham, Michael J.	GRE	370
Tutchell, Eva	LAB	297
Tutchell, Derek J.A.	LAB	278
Loewenstein, Caroline A.	LAB	275

### Heathfield

<b>King, Robert J.</b>	<b>LD</b>	<b>1,161</b>
<b>Coombs, John W.G.</b>	<b>LD</b>	<b>1,116</b>
<b>Treble, William F.</b>	<b>LD</b>	<b>1,057</b>
Pearce, Terence	CON	1,022
Garrow, Gillian	CON	1,017
Suren, Charles E.	CON	966
Reekie, John D.	LAB	309
Freitag, Geoffrey J.	LAB	306
Sutherland, Julia	LAB	281

### Kew

<b>Jowit, Robin A.</b>	<b>CON</b>	<b>1,391</b>
<b>Lourie, Alexander S.</b>	<b>LD</b>	<b>1,339</b>
<b>Barnett, Anthony J.</b>	<b>LD</b>	<b>1,330</b>
Winsor-Cundell, Emma G.	CON	1,327
James, Andrew T.	CON	1,314
Hunter, Ian M.C.	LD	1,252
Robson, Margaret W.	LAB	357
Fowler, John S.	LAB	341
Butler, David	LAB	303

**Mortlake and Barnes Common**

<b>Hoy, Carolyn F.</b>	<b>CON</b>	<b>1,112</b>
<b>McAlister, Malcolm K.</b>	<b>CON</b>	<b>1,098</b>
<b>Saunders, John L.</b>	<b>CON</b>	<b>1,081</b>
Stanier, Eleanor M.	LD	850
Saunders, Margaret J.	LD	838
Langford, Barry F.	LAB	823
Matthews, Brian	LAB	814
Martinez, Marco S.	LD	792
Marder, Barnaby J.L.	LAB	756

**North Richmond**

<b>Taylor, Phillip B.</b>	<b>CON</b>	<b>1,335</b>
<b>Cranfield-Adams, Marc L.</b>	<b>CON</b>	<b>1,313</b>
<b>Tresigne, Anthony D.</b>	<b>CON</b>	<b>1,279</b>
Cornish, Alison M.	LD	1,129
Carthew, Nicholas	LD	1,059
Hodges, Celia J.	LD	1,004
Ward, John H.	LAB	317
Metzger, Maureen	LAB	313
Enright, Judith F.	LAB	312
Perrin, Raymond A.	IND	145
Shadbolt, Jeremy R.	UKIND	123

**St Margarets and North Twickenham**

<b>Hambidge, Annie E.</b>	<b>CON</b>	<b>1,180</b>
<b>Porter, David R.</b>	<b>CON</b>	<b>1,138</b>
<b>Lamb, Simon</b>	<b>CON</b>	<b>1,118</b>
Khosa, Harbrinder S.	LD	977
Morgan, Philip I.J.	LD	960
Whittall, John T.D.	LD	949
Maciejowska, Judy S.M.	GRE	579
Choat, Feola E.J.	LAB	564
Rogers, Dean P.	LAB	539
Rowland, Benjamin R.	LAB	476
Stephenson, Kate E.S.	GRE	439
Porter, Richard J.	GRE	401

**South Richmond**

<b>Bouchier, Frances C.</b>	<b>CON</b>	<b>1,322</b>
<b>Bennett, Rodney M.D.</b>	<b>CON</b>	<b>1,305</b>
<b>van Dinter, Carolann</b>	<b>CON</b>	<b>1,232</b>
Lee, Penelope A.	LD	1,121
Summers, Josephine A.	LD	1,061
Talbot, Peter J.	LD	1,002
Laird, Alan D.	LAB	355
Douglas, Rachael P.	GRE	326
Norris, John	GRE	242
Lightfoot, Fred	GRE	223

**South Twickenham**

<b>Orchard, Douglas</b>	<b>CON</b>	<b>1,185</b>
<b>Marlow, David J.</b>	<b>CON</b>	<b>1,139</b>
<b>Head, Clare O.</b>	<b>CON</b>	<b>1,127</b>
Pope, Mark R.G.	LD	790
Cheeseman, Gillian P.	LD	725
Topol, Steven J.	LD	678
Pearson, Colin	LAB	495
Armstrong, John C.H.	IND	481
Stearman, Martin	LAB	477
Wyatt, Jenifer M.	LAB	466

**Teddington**

<b>Mumford, James P.J.S.</b>	<b>LD</b>	<b>1,344</b>
<b>Elengorn, Martin D.</b>	<b>LD</b>	<b>1,324</b>
<b>Knight, Stephen J.</b>	<b>LD</b>	<b>1,274</b>
Temlett, Peter J.	CON	1,075
Cape, June M.	CON	1,036
Ross, Kevin A.	CON	1,003
Orton, Nuala	LAB	403
Banaji, Penelope J.	LAB	398
Low, Sampson E.D.	LAB	365

### Twickenham Riverside

<b>Beattie, Derek</b>	<b>CON</b>	<b>1,079</b>
<b>Boulton, Helen J.</b>	<b>CON</b>	<b>1,064</b>
<b>Carr, Mary D.C.</b>	<b>LD</b>	<b>1,055</b>
Cadet, Gloria M.	CON	1,041
Allen, Piers R.	LD	1,010
Mackinney, Alan K.	LD	986
Grant, John W.H.	LAB	461
Gourgey, Percy S.	LAB	425
Hathaway, Julia C.	LAB	416

### Whitton

<b>Dance, Hilary J.</b>	<b>CON</b>	<b>1,443</b>
<b>Mackinney, Georgina</b>	<b>LD</b>	<b>1,392</b>
<b>Morley, Michael C.L.</b>	<b>CON</b>	<b>1,386</b>
Mackinney, Keith	LD	1,377
Pipe, Patricia E.M.	CON	1,374
Warren, Keith R.H.	LD	1,353
Morgan, Jacqueline L.	LAB	346
Marchant, Howard	LAB	336
Guichard, Stephen J.	LAB	335

### West Twickenham

<b>Quantrill, Lance C.</b>	<b>CON</b>	<b>1,321</b>
<b>Butler, Alan D.</b>	<b>CON</b>	<b>1,318</b>
<b>Hollis, Richard E.</b>	<b>CON</b>	<b>1,317</b>
Gold, Michael D.	LAB	949
Nixon, Graham R.	LAB	860
Thomson, Ian	LAB	804
Gould, Martin G.	LD	532
Cook, Nigel R.	LD	526
Juriansz, Alan M.	LD	490

### By-election

#### Palewell

*No change*

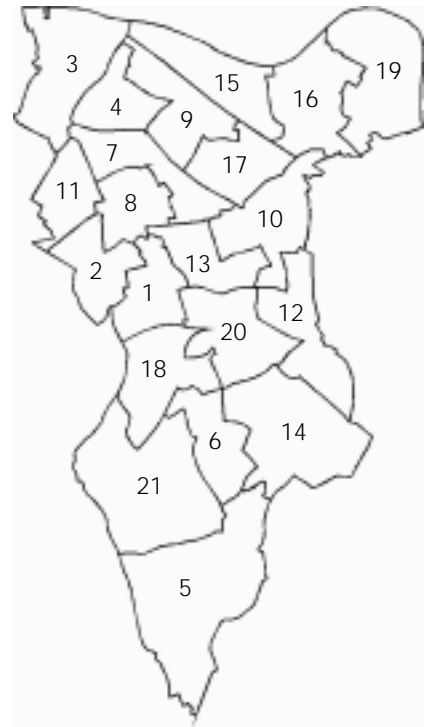
10 June 1999

<b>Urquhart, Nicola</b>	<b>CON</b>	<b>1,496</b>
Rudd, Julian D.	LD	1,215
Metzger, Maureen H.	LAB	333
<i>Resignation of Blake, Helen (CON)</i>		

# Southwark

## Liberal Democrat minority administration

1	Brunswick Park	12	Nunhead
2	Camberwell Green	13	Peckham
3	Cathedrals	14	Peckham Rye
4	Chaucer	15	Riverside
5	College	16	Rotherhithe
6	East Dulwich	17	South Bermondsey
7	East Walworth	18	South Camberwell
8	Faraday	19	Surrey Docks
9	Grange	20	The Lane
10	Livesey	21	Village
11	Newington		



### State of the parties, 1964-02

	CON	LAB	LD	other	total
2.5.02	5	28	30	-	63
7.5.98	4	33	27	-	64
5.5.94	3	34	27	-	64
3.5.90	6	37	21	-	64
8.5.86	6	43	15	-	64
6.5.82	8	53	-	3	64
4.5.78	8	56	-	-	64
4.5.74	4	56	-	-	60
13.5.71	2	58	-	-	60
9.5.68	27	33	-	-	60
7.5.64	6	54	-	-	60

### % share of the poll, 1964-02

	% poll	CON	LAB	LD	other
2.5.02	26.4	13.0	37.2	38.1	11.8
7.5.98	32.9	12.7	43.5	34.2	9.6
5.5.94	37.5	12.8	46.2	39.7	1.3
3.5.90	39.6	20.1	47.6	25.7	6.6
8.5.86	40.8	18.1	50.7	28.8	2.5
6.5.82	34.3	28.5	43.7	24.2	3.6
4.5.78	32.2	36.0	59.0	3.7	1.4
4.5.74	27.2	19.0	69.3	9.7	2.0
13.5.71	31.1	21.8	77.4	0.0	0.7
9.5.68	23.0	51.6	43.9	2.5	2.0
7.5.64	23.6	23.9	70.6	4.4	1.1

### Changes 1998-02

	CON	LAB	LD	other	total
Old council 02	4	32	26	2	64
Vacancies	-	-	-	-	-
By-elections	-	-	-	-	-
Allegiance changes	-	-1	-1	+2	-
New council 98	4	33	27	-	64

### General statistics

		Southwark	London
May 2002	Electorate	173,560	5,209,247
May 1998	Electorate	161,781	5,010,999
Mid 2002 (GLA)	Resident population aged 18 and over	185,600	5,859,600
Mid 1998 (ONS)	Resident population aged 18 and over	173,700	5,536,100
May 2002	% unemployed	8.7	4.8
May 1998	% unemployed	11.1	6.7
April 2002	Band 'D' council tax	£950	£895
April 1998	Band 'D' council tax	£787	£687

**% share of the poll**

	Date	%poll	CON	LAB	LD	GRE	others	
Brunswick Park	2.5.02	23.0	11.1	55.2	19.4	11.8	IND 2.4	
Camberwell Green	2.5.02	29.3	3.5	48.5	43.0	4.9		
Cathedrals	2.5.02	22.2	7.8	21.0	64.5	6.7		
Chaucer	2.5.02	31.7	3.4	34.4	58.7	3.5		
College	2.5.02	32.8	50.4	30.5	12.4	6.7		
East Dulwich	2.5.02	24.0	16.7	42.2	17.4	12.7	IND 4.6	SA 6.4
East Walworth	2.5.02	26.5	4.8	31.7	53.3	4.0	2.5	3.7
Faraday	2.5.02	34.9	2.9	43.5	38.9	3.0	11.6	
Grange	2.5.02	22.9	6.8	29.0	59.1	5.1		
Livesey	2.5.02	33.3	2.8	42.3	46.4	4.8	CPA 1.9	SA 1.8
Newington	2.5.02	27.6	5.6	31.2	57.6	5.6		
Nunhead	2.5.02	21.5	8.9	44.2	12.4	9.9	IND 24.6	
Peckham	2.5.02	22.9	6.3	56.2	9.6	3.5	CPA 4.9	IND 19.5
Peckham Rye	2.5.02	22.9	18.1	45.7	22.4	13.8		
Riverside	2.5.02	22.4	9.4	19.9	62.3	8.5		
Rotherhithe	2.5.02	23.2	8.7	23.0	61.6	6.8		
South Bermondsey	2.5.02	22.9	5.7	18.6	61.8	4.3	NF 9.6	
South Camberwell	2.5.02	23.9	14.4	46.4	15.9	18.1	SA 5.1	
Surrey Docks	2.5.02	20.5	20.2	13.4	60.7	5.7		
The Lane	2.5.02	23.7	9.8	55.1	19.8	9.9	COM 2.5	SA 2.9
Village	2.5.02	41.6	40.2	39.7	12.7	7.4		

**By-elections**

<i>Cathedral</i>	<i>22.7.99</i>	<i>23.1</i>	<i>4.5</i>	<i>35.9</i>	<i>59.6</i>	<i>-</i>		
<i>Consort</i>	<i>15.10.98</i>	<i>34.6</i>	<i>3.4</i>	<i>58.5</i>	<i>30.2</i>	<i>-</i>	<i>LIB</i> <i>3.4</i>	<i>SLAB</i> <i>4.5</i>
<i>Rotherhithe</i>	<i>3.12.98</i>	<i>31.6</i>	<i>1.4</i>	<i>39.6</i>	<i>55.7</i>	<i>0.5</i>	<i>ND</i> <i>2.7</i>	



## Results

## Brunswick Park

<b>Naish, Lilian V.</b>	<b>LAB</b>	<b>999</b>
<b>Moise, Alison</b>	<b>LAB</b>	<b>970</b>
<b>Wingfield, Robert I.</b>	<b>LAB</b>	<b>899</b>
Bright, Diccon D.	LD	369
Hardy, Henry S.	LD	332
Sheik, Mackie	LD	309
Mazzitelli, Isabelle	GRE	226
Brisby, Tania A.T.B.	CON	206
Morgan, Cindy	GRE	194
Pearce, Doris J.	CON	194
Holloway, Paul	GRE	193
Wooller, Oliver H.	CON	179
Maguire, Thomas C.	IND	41

## Camberwell Green

<b>Dixon-Fyle, Dora</b>	<b>LAB</b>	<b>1,276</b>
<b>Friary, John J.</b>	<b>LAB</b>	<b>1,189</b>
<b>Ritchie, Anthony G.</b>	<b>LAB</b>	<b>1,120</b>
Miller, Keith	LD	1,070
Adeosun, Beatrice	LD	1,059
Clark, Florence I.J.	LD	1,048
Armitage, Claire	GRE	155
Woodford, Jack	GRE	113
Hart, Jeremy J.	CON	98
Hayward, Robert A.	CON	96
Veitch, Lee	GRE	94
Popov, Julian G.	CON	68

## Cathedrals

<b>Pursey, Mark E.</b>	<b>LD</b>	<b>1,219</b>
<b>McCarthy, Daniel</b>	<b>LD</b>	<b>1,215</b>
<b>Moore, Catriona</b>	<b>LD</b>	<b>1,211</b>
Bailey, Linda	LAB	412
Brown, Marilyn J.	LAB	406
Farooki, Preeti H.	LAB	371
Cullingford, Martin J.	CON	157
Field, Robin M.	CON	149
Forbes, Jayne	GRE	136
Richter, Fabian F.	CON	133
Korpak, Maija K.	GRE	124
Turner, David	GRE	120

## Chaucer

<b>Thomas, Richard</b>	<b>LD</b>	<b>1,576</b>
<b>Olayiwola, Abdur-Rahman O.A.</b>	<b>LD</b>	<b>1,534</b>
<b>Zuleta, Lorraine</b>	<b>LD</b>	<b>1,483</b>
Ali, Sarab	LAB	960
Munu, Al-Issa	LAB	896
Molloy, Angela C.	LAB	835
Farmer, Jonathon J.	GRE	105
Parsons, Mark R.	CON	99
Schroeder, Colleen	GRE	88
Jones, Miriam E.	CON	87
Leikkari, Anna	GRE	82
Bhansali, Vikrant R.	CON	77

## College

<b>Humphreys, Mark E.K.</b>	<b>CON</b>	<b>1,347</b>
<b>Robinson, Lewis</b>	<b>CON</b>	<b>1,232</b>
<b>Rowe, William P.</b>	<b>CON</b>	<b>1,226</b>
Britton, Carol J.E.	LAB	845
Smith, Reuben R.	LAB	732
Nardell, Gordon L.	LAB	728
Connolly, Theresa	LD	340
Mynott, Patricia M.	LD	309
Richens, Patricia M.	LD	286
Einsiedel, Harriet	GRE	186
Lowe, Angela	GRE	173
Poorun, Tamra	GRE	144

## East Dulwich

<b>Welfare, Sarah</b>	<b>LAB</b>	<b>841</b>
<b>Smith, Charlie</b>	<b>LAB</b>	<b>825</b>
<b>Gibbes, Norma U.</b>	<b>LAB</b>	<b>804</b>
French, Joanna N.	LD	355
Bosworth, Albert F.	LD	341
Ansong, Percy F.	CON	336
Graves, Mark S.	CON	326
Halden, Ron	LD	325
Webster, Edwin O.	CON	315
Dalton, Anna	GRE	282
Hogan, Sharon	GRE	240
Poorun, Swadesh	GRE	222
Anwer, Tanwir	SA	137
Leman, Margaret J.	SA	114
Robertson, Garth P.W.	IND	90

**East Walworth**

<b>Ambrose, Margaret</b>	<b>LD</b>	<b>1,200</b>
<b>Bowman, Catherine</b>	<b>LD</b>	<b>1,189</b>
<b>Watson, Neil C.</b>	<b>LD</b>	<b>1,064</b>
Dainton, Bernard M.	LAB	716
Musa, Roselyn R.	LAB	680
Rowlands, Murray C.	LAB	660
Morton, Robert	CON	115
Rose, John D.	CON	101
Wong, James	CON	97
Ferron, Brenda	GRE	91
Einsiedel, Orlando	GRE	88
Dark, Andrew	SA	80
North, Peter J.	SA	80
Poole, Phil	GRE	78
Crawford, Julie D.	IND	55

**Faraday**

<b>Mohamed, Abdul</b>	<b>LAB</b>	<b>1,301</b>
<b>Lauder, Lorraine</b>	<b>LAB</b>	<b>1,220</b>
<b>Bates, Paul S.</b>	<b>LAB</b>	<b>1,198</b>
Langley, Alfred C.	LD	1,128
Noakes, David A.	LD	1,114
Shukura, Nzingha T.	LD	1,079
Corbyn, Piers R.	IND	349
Lindsay, Margot E.V.	IND	313
Graves, Samantha E.	CON	96
Howard, Sarah	GRE	94
O'Reilly, Heather	GRE	92
McKenna, Joseph T.	CON	80
Becker, Shane	GRE	74
Mitchell, Douglas J.	CON	71

**Grange**

<b>Capstick, Denise M.</b>	<b>LD</b>	<b>1,153</b>
<b>Manchester, Linda</b>	<b>LD</b>	<b>1,099</b>
<b>Skelly, Robert J.</b>	<b>LD</b>	<b>1,032</b>
Nash, Graham	LAB	592
Livingstone, Richard J.	LAB	552
Todd, Vivienne	LAB	467
Crabb, Stephen	CON	132
Hardy, Susan	CON	122
Wright, Sally	CON	122
English, John	GRE	110
Peru, Lisa	GRE	90
Madden, Mignon	GRE	82

**Livesey**

<b>Hunt, Jonathan N.</b>	<b>LD</b>	<b>1,373</b>
<b>Neale, Graham J.</b>	<b>LD</b>	<b>1,347</b>
<b>Porter, Richard J.</b>	<b>LD</b>	<b>1,336</b>
Pemberton, Frank	LAB	1,272
Sacks, Anne	LAB	1,224
Worsley, Anne	LAB	1,199
Jones, Caroline	GRE	141
Davenport, John G.	CON	92
Malik, Hussain	CON	85
Woodrow, Russell V.	CON	69
Lawanson, Simisola	CPA	55
Norreys, Stephen E.	SA	51

**Newington**

<b>Pidgeon, Caroline V.</b>	<b>LD</b>	<b>1,329</b>
<b>Gurling, James C.</b>	<b>LD</b>	<b>1,310</b>
<b>Ladipo, Jelil I.</b>	<b>LD</b>	<b>1,252</b>
Gillespie, James P.	LAB	745
Edem-Hotah, Joseph	LAB	741
Kaur, Surjit	LAB	622
Godwin, Leah	GRE	142
Briant, Andrew E.C.	CON	136
Mason, Mark	GRE	127
Jones, Clive W.	CON	121
Norris, Kenneth M.J.	CON	119
Parton, Graham	GRE	110

**Nunhead**

<b>Colley, Fiona M.</b>	<b>LAB</b>	<b>872</b>
<b>Thornicroft, Dominic J.</b>	<b>LAB</b>	<b>845</b>
<b>Hayes, Alun M.</b>	<b>LAB</b>	<b>792</b>
Claridge, Christine D.	IND	466
Dunlop, Tessa J.	LD	274
Mohamad, Zita	LD	248
Roach, Lee	GRE	194
Barker, Paul	GRE	189
Ellams, Barbara E.	CON	183
Mwambazi, Kumungu	LD	181
Barbe, Steve	GRE	179
Callam, Edith M.	CON	175
Lowe, Michelle J.M.	CON	146

**Peckham**

<b>Hargrove, Barrie J.</b>	<b>LAB</b>	<b>981</b>
<b>Kayada, William</b>	<b>LAB</b>	<b>946</b>
<b>Situ, Tayo A.</b>	<b>LAB</b>	<b>934</b>
Rahman, Mike J.	IND	378
Ajeon, Natalie P.	IND	335
Pallas, Annette E.	IND	280
Williams, Maria	LD	168
Rose, Ewart G.	LD	160
Smith, Oswald A.	LD	160
Maclaren, Jane S.	CON	129
Phillips, Stephen G.B.	CON	99
Humphreys, Rebecca M.	CON	95
Atobatele, Lucinda	CPA	83
Thiel, Marie S.	GRE	69
Vickery, Jonathon	GRE	59
Woodford, Lucy	GRE	49

**Peckham Rye**

<b>Barnard, Michael S.</b>	<b>LAB</b>	<b>911</b>
<b>Banya, Alfred J.</b>	<b>LAB</b>	<b>805</b>
<b>Smeath, Robert J.</b>	<b>LAB</b>	<b>722</b>
Atherton-Fields, Adrian	LD	439
Glover, Julie A.	LD	385
Stewart, Victor	LD	371
Crawshaw, Daniel A.deC.	CON	323
Kirby, Jill C.	CON	323
Epworth, Jennifer L.	CON	320
Taylor, Eva	GRE	283
Kelly, Robbie	GRE	247
Shahin, Adam	GRE	206

**Riverside**

<b>Flannery, Stephen C.C.</b>	<b>LD</b>	<b>1,136</b>
<b>Stanton, Nicholas P.</b>	<b>LD</b>	<b>1,122</b>
<b>Mann, Eliza P.</b>	<b>LD</b>	<b>1,096</b>
Boyer, Stephen	LAB	374
Smith, Anne B.	LAB	350
Khachik, Joan C.	LAB	347
Randall-Johnson, Peter A.	CON	174
Liddiard, John M.	CON	166
Talbot, James	CON	166
Behr, Caroline	GRE	152

**Rotherhithe**

<b>Hook, Jeffrey S.</b>	<b>LD</b>	<b>1,130</b>
<b>Yates, Anne</b>	<b>LD</b>	<b>1,128</b>
<b>Blango, Columba M.J.</b>	<b>LD</b>	<b>1,063</b>
Hellings, John	LAB	428
Abe, Olufemi J.	LAB	426
Jones, Gordon S.	LAB	384
Ainsworth, Simon J.R.	CON	164
Ramsey, Michael G.	CON	163
Addison, Gillian	GRE	154
Cullingford, Jasmine	CON	141
Evelyn, Tyrone	GRE	110
Veitch, June	GRE	102

**South Bermondsey**

<b>Bassom, Beverley L.</b>	<b>LD</b>	<b>1,219</b>
<b>Kyriacou, Paul</b>	<b>LD</b>	<b>1,086</b>
<b>Mizzi, Kenneth</b>	<b>LD</b>	<b>1,081</b>
Gyasi, Reginald	LAB	362
Oldhamstead, Shirley	LAB	340
Solaymon, Abayomi G.	LAB	315
White, Richard L.	NF	176
Crabb, Beatrice A.C.O.	CON	111
David, Huw K.	CON	108
Pemberton, John C.	CON	95
Hannigan, Anthony	GRE	87
de Alwis, Ruvini	GRE	80
Krabo, Caspar	GRE	69

**South Camberwell**

<b>Ward, Veronica M.</b>	<b>LAB</b>	<b>896</b>
<b>John, Peter C.</b>	<b>LAB</b>	<b>839</b>
<b>McInerney, Dermot T.</b>	<b>LAB</b>	<b>836</b>
Jones, Jenny	GRE	417
Poorun, Storm	GRE	316
Cleary, Stephen A.	LD	314
Hodgson, Eileen D.	LD	308
Owen, Christopher M.	CON	279
Smith, Leslie	GRE	270
Manning, Irene J.B.	CON	261
Maloney, Oliver W.	LD	259
Grant, Olga M.	CON	258
Field, Nicola	SA	95

**Surrey Docks**

<b>Hubber, David C.</b>	<b>LD</b>	<b>1,034</b>
<b>O'Brien, Gavin A.</b>	<b>LD</b>	<b>1,012</b>
<b>Rajan, Lisa E.</b>	<b>LD</b>	<b>966</b>
Collins, Laura A.	CON	351
Meakin, John C.H.	CON	339
Pratt, Julian R.	CON	311
Foulkes, Orville A.	LAB	268
Odunlami, Pearse A.	LAB	210
Ugbade, Samuel O.	LAB	189
Dessau, Katharine	GRE	124
Spencer, John B.	GRE	84
Bermudez, Belen	GRE	76

**Village**

<b>Pearce, Michelle E.</b>	<b>LAB</b>	<b>1,451</b>
<b>Eckersley, Tobias W.H.</b>	<b>CON</b>	<b>1,430</b>
<b>Bradbury, David S.</b>	<b>CON</b>	<b>1,358</b>
Dawes, Hugh W.	LAB	1,313
Wallace, Ewan G.	CON	1,292
Taylor, Simon P.	LAB	1,267
Brooks, Michael	LD	460
Halden, Jean M.	LD	420
Weedy, John T.	LD	408
Jenkins, Ruth G.	GRE	304
Easey, Freddy	GRE	237
Woodford, Lee	GRE	212

**The Lane**

<b>Graham, Aubyn StJ.</b>	<b>LAB</b>	<b>1,111</b>
<b>Simmons, Andrew</b>	<b>LAB</b>	<b>1,097</b>
<b>Glover, Mark H.</b>	<b>LAB</b>	<b>1,090</b>
Hunte, Colin A.	LD	468
McCarthy, Donnachadh	LD	392
Wundah, Michael N.	LD	327
Langdon, Victoria	GRE	205
Holmes, Stewart	CON	204
Brunulf, Erik	GRE	200
Gough, Roger W.	CON	194
Keenan, Billy	GRE	190
Vineall, Nicholas E.J.	CON	188
Lee, Gillian M.	SA	60
Lane, Colin R.	SA	59
Martin, Dennis W.F.	SA	52
Wright, Nicholas B.	COM	49

## By-elections

**Consort**

No change

15 October 1998

<b>Worsley, Anne V.</b>	<b>LAB</b>	<b>919</b>
Hunte, Colin A.	LD	474
Ruddock, Angela M.	SLAB	70
Wooller, Oliver H.	CON	54
Goldie, Geoffrey M.A.	LIB	53

Resignation of Kutapan, Nicola A. (LAB)

**Rotherhithe**

No change

3 December 1998

<b>Hook, Jeffrey</b>	<b>LD</b>	<b>1,143</b>
John, Peter C.	LAB	813
Cartwright, Gary	ND	56
Bolton, Steven P.	CON	28
Podrun, Storm S.	GRE	11

Death of Jones, Victor D. (LD)

**Cathedral**

No change

22 July 1999

<b>Bosch, Stephen</b>	<b>LD</b>	<b>750</b>
Dainton, Bernard M.	LAB	451
Wallace, Ewan G.	CON	57
Resignation of Hodson, Clifford J. (LD)		

# Sutton

## Liberal Democrat administration

1	Beddington North	10	Sutton Central
2	Beddington South	11	Sutton North
3	Belmont	12	Sutton South
4	Carshalton Central	13	Sutton West
5	Carshalton South and Clockhouse	14	The Wrythe
6	Cheam	15	Wallington North
7	Nonsuch	16	Wallington South
8	St Helier	17	Wandle Valley
9	Stonecot	18	Worcester Park



## State of the parties, 1964-02

	CON	LAB	LD	other	total
2.5.02	8	3	43	-	54
7.5.98	5	5	46	-	56
5.5.94	4	5	47	-	56
3.5.90	18	6	32	-	56
8.5.86	21	7	28	-	56
6.5.82	46	7	3	-	56
4.5.78	47	7	2	-	56
4.5.74	28	13	6	4	51
13.5.71	25	21	-	5	51
9.5.68	41	7	-	3	51
7.5.64	30	17	-	4	51

## % share of the poll, 1964-02

	% poll	CON	LAB	LD	other
2.5.02	36.3	35.6	12.0	49.1	3.3
7.5.98	35.3	28.4	17.1	51.3	3.2
5.5.94	49.3	24.6	15.1	55.8	4.5
3.5.90	55.4	37.4	16.2	41.3	5.2
8.5.86	51.1	39.5	16.5	41.6	2.4
6.5.82	52.1	50.9	14.1	34.7	0.3
4.5.78	49.8	59.8	24.7	14.9	0.5
4.5.74	48.7	42.1	26.4	24.6	6.9
13.5.71	39.7	43.0	42.9	3.8	10.3
9.5.68	39.2	63.0	20.9	6.7	9.5
7.5.64	45.0	43.4	33.5	16.2	6.9

## Changes 1998-02

	CON	LAB	LD	other	total
Old council 02	5	5	46	-	56
Vacancies	-	-	-	-	-
By-elections	-	-	-	-	-
Allegiance changes	-	-	-	-	-
New council 98	5	5	46	-	56

## General statistics

		Sutton	London
May 2002	Electorate	133,044	5,209,247
May 1998	Electorate	130,971	5,010,999
Mid 2002 (GLA)	Resident population aged 18 and over	140,400	5,859,600
Mid 1998 (ONS)	Resident population aged 18 and over	136,700	5,536,100
May 2002	% unemployed	2.0	4.8
May 1998	% unemployed	2.6	6.7
April 2002	Band 'D' council tax	£955	£895
April 1998	Band 'D' council tax	£702	£687

**% share of the poll**

	Date	%poll	CON	LAB	LD	GRE	others	
Beddington North	2.5.02	32.3	37.4	12.4	50.2	-		
Beddington South	2.5.02	39.0	42.2	8.6	49.3	-		
Belmont	2.5.02	43.5	53.3	5.4	41.4	-		
Carshalton Central	2.5.02	39.3	31.6	9.0	52.1	7.2		
Carshalton South and Clockhouse	2.5.02	47.1	42.8	7.1	45.1	5.0		
Cheam	2.5.02	45.6	50.4	3.7	46.0	-		
Nonsuch	2.5.02	38.4	40.8	5.7	53.5	-		
St Helier	2.5.02	25.0	22.3	49.1	28.6	-		
Stonecot	2.5.02	33.6	28.2	7.6	64.2	-		
Sutton Central	2.5.02	32.1	19.8	30.1	41.9	8.2		
Sutton North	2.5.02	33.7	30.1	9.7	60.2	-		
Sutton South	2.5.02	38.2	44.4	7.0	42.7	6.0		
Sutton West	2.5.02	34.0	33.9	5.8	55.3	4.9		
The Wrythe	2.5.02	31.0	25.1	17.0	52.9	5.0		
Wallington North	2.5.02	34.3	37.7	12.4	43.5	6.4		
Wallington South	2.5.02	39.8	35.2	7.0	48.2	6.6	<b>MRL</b>	<b>3.0</b>
Wandle Valley	2.5.02	34.5	15.0	30.5	54.5	-		
Worcester Park	2.5.02	31.9	29.5	9.9	53.6	7.0		
<b>By-elections</b>								
<i>Beddington South</i>	<i>7.6.01</i>	<i>56.2</i>	<i>31.2</i>	<i>29.1</i>	<i>39.8</i>	-	<i>IND</i>	<i>IND</i>
<i>Cheam South</i>	<i>23.9.99</i>	<i>30.6</i>	<i>69.1</i>	<i>5.5</i>	<i>17.8</i>	-	<i>6.0</i>	<i>1.7</i>

**Results****Beddington North**

Keys, John	LD	1,168
Leach, John W.E.	LD	1,143
Hartfield, Joan M.	LD	1,116
Bowles, Howard J.	CON	871
Franks, Spencer C.	CON	848
Snowball, Lorraine B.	CON	835
Collier, Geoffrey W.	LAB	307
Collier, Margaret P.	LAB	279
Theobald, Susan D.	LAB	261

**Beddington South**

Ison, Catriona J.	LD	1,343
Saunders, Colleen	LD	1,300
Moussa, Ferris K-E.	LD	1,299
Whitham, Graham G.	CON	1,137
Butt, Moira J.	CON	1,133
Requena, Laura M.	CON	1,104
Bond, Hayley K.	LAB	249
Smith, Joyce	LAB	219
Renuka, Marley	LAB	217

**Belmont**

<b>Pickles, David J.</b>	<b>CON</b>	<b>1,708</b>
<b>Geiringer, Peter H.</b>	<b>CON</b>	<b>1,689</b>
<b>Picknett, Pamela D.</b>	<b>CON</b>	<b>1,628</b>
Wallace, Anthony S.	LD	1,312
Mathys, Wendy G.L.	LD	1,303
Bhatti, Mahmood A.K.	LD	1,287
Bassett, Philip J.	LAB	182
Brennan, Geoffrey	LAB	164
Blears, Stephen	LAB	159

**Carshalton Central**

<b>Baughan, Angela K.</b>	<b>LD</b>	<b>1,502</b>
<b>Cooper, Michael A.</b>	<b>LD</b>	<b>1,446</b>
<b>Pollock, Hamish J.</b>	<b>LD</b>	<b>1,391</b>
Cattermole, Peter K.	CON	903
Hanson, Owen J.	CON	868
Petre, Nigel J.	CON	861
Davis, David G.	LAB	262
Young, John W.	LAB	246
Towler, Sam J.	LAB	244
Riddlestone, Susan E.	GRE	213
Dixon, Simon N.	GRE	209
Hornsby, Neil J.	GRE	180

**Carshalton South and Clockhouse**

<b>Reynolds, Jason A.P.</b>	<b>LD</b>	<b>1,498</b>
<b>Yeo, Derek C.</b>	<b>LD</b>	<b>1,477</b>
<b>Hussain, Lal</b>	<b>LD</b>	<b>1,476</b>
Kennedy, John	CON	1,464
Gill, Robert T.	CON	1,415
Requena, Francis J.	CON	1,348
Burbage, Marilynne B.	LABCP	244
Shearer, Claire	LABCP	244
Willsher, Kevin J.	LABCP	212
Greaves, Nicholas J.	GRE	171
Rudkin, Peter T.	GRE	161

**Cheam**

<b>Pinfold, Eleanor D.</b>	<b>CON</b>	<b>1,741</b>
<b>Trevor, Edward G.</b>	<b>CON</b>	<b>1,708</b>
<b>Zaidi, Syed M.H.</b>	<b>CON</b>	<b>1,634</b>
Gleeson, Robert P.	LD	1,603
Hewitt, Philip I.	LD	1,542
Ruxton, Ian B.	LD	1,490
Jarman, David	LAB	143
Jones, Helen	LAB	118
Ponto, Maria	LAB	108

**Nonsuch**

<b>Bradley, Wendy M.</b>	<b>LD</b>	<b>1,542</b>
<b>Roberts, Roger D.C.</b>	<b>LD</b>	<b>1,496</b>
<b>Gleeson, Lynette R.</b>	<b>LD</b>	<b>1,490</b>
Boyce, John S.	CON	1,188
Cappiello, Marilyn A.	CON	1,142
Pendlington, Ian J.	CON	1,129
Hosking, David N.	LAB	181
Jarman, Joan S.	LAB	159
Salmon, Cyril E.	LAB	141

**St Helier**

<b>Mansell, Charles J.</b>	<b>LAB</b>	<b>878</b>
<b>Magee, Joseph P.</b>	<b>LAB</b>	<b>874</b>
<b>Theobald, Andrew C.</b>	<b>LAB</b>	<b>797</b>
Hienkens, Paulus C.A.	LD	516
Pickering, Claire L.	LD	497
Reed, Barry F.	LD	469
Keynes, Brian W.M.	CON	390
Manton, Charles W.E.	CON	388
Pillinger, Eric S.	CON	381

**Stonecot**

<b>Brett Young, Anthony</b>	<b>LD</b>	<b>1,623</b>
<b>O'Connell, Lesley F.</b>	<b>LD</b>	<b>1,597</b>
<b>Gallop, Anna-Nicolette</b>	<b>LD</b>	<b>1,579</b>
Barnett, Christine A.	CON	710
Furey, Christopher G.	CON	706
Hicks, Christine M.	CON	689
Baldry, Dennis	LAB	207
Fleming, David C.	LAB	184
Towler, David	LAB	175



**Sutton Central**

<b>Brennan, John F.</b>	<b>LD</b>	<b>1,010</b>
<b>Lowne, Janet</b>	<b>LD</b>	<b>983</b>
<b>Tope, Graham N.</b>	<b>LD</b>	<b>948</b>
Allen, Kathleen	LAB	751
Blears, Gale A.L.	LAB	695
Morgan, John G.	LAB	664
England, Stewart	CON	477
Wells, Annabel R.	CON	460
Isaby, Lynne	CON	450
Williams, Margaret A.	GRE	192

**Sutton North**

<b>Brims, Donald G.</b>	<b>LD</b>	<b>1,419</b>
<b>Dombey, Ruth C.</b>	<b>LD</b>	<b>1,416</b>
<b>Heron, Marlene S.</b>	<b>LD</b>	<b>1,388</b>
Carter, Clifford C.G.	CON	721
Hutchinson, John P.	CON	696
North, Peter H.	CON	694
Brown, John W.	LAB	239
Morton, Stephen	LAB	227
Latif, Aisha N.	LAB	211

**Sutton South**

<b>Shields, Tony A.</b>	<b>CON</b>	<b>1,170</b>
<b>Butt, Nasser M.</b>	<b>LD</b>	<b>1,157</b>
<b>Newman, Paul C.</b>	<b>CON</b>	<b>1,154</b>
Jarvis, Graham A.	CON	1,152
Stears, Colin H.	LD	1,109
Kuhn, Wolfgang	LD	1,074
Harrison, Paul M.	LAB	191
Simons, Patricia A.	LAB	186
Honey, Simon J.	GRE	176
Cooper, John P.S.	LAB	170
Peglar, Maureen H.	GRE	136

**Sutton West**

<b>Crowhurst, Joan</b>	<b>LD</b>	<b>1,439</b>
<b>Wallace, Myfanwy A.</b>	<b>LD</b>	<b>1,379</b>
<b>Jerome, Gerard</b>	<b>LD</b>	<b>1,344</b>
Bird, Jeannette	CON	861
Drummond, Andrew G.	CON	845
Park, David J.	CON	845
Banks, Sarah L.	LAB	164
Williams, Ronald S.	LAB	143
Hickson, Eric C.	GRE	138
Buck, Shawn V.	LAB	132
Hickson, Jose K.	GRE	125
Hickson, Peter H.	GRE	107

**The Wrythe**

<b>Stears, Susan M.</b>	<b>LD</b>	<b>1,176</b>
<b>Siggins, Sheila C.</b>	<b>LD</b>	<b>1,142</b>
<b>Thistle, Roger G.A.</b>	<b>LD</b>	<b>1,103</b>
Creece, Robert A.	CON	544
Wortley, Christopher E.	CON	540
Williams, Marion H.	CON	536
Collier, Richard S.	LAB	377
Thorpe, Anthony R.	LAB	365
Wijeyesinghe, Bodipala S.	LAB	354
Andrews, Karin C.	GRE	118
Fuller, William E.	GRE	99

**Wallington North**

<b>Dodwell, John F.</b>	<b>LD</b>	<b>1,128</b>
<b>McMullen, Joan C.</b>	<b>LD</b>	<b>1,073</b>
<b>Marvelly, Robert J.</b>	<b>LD</b>	<b>1,046</b>
Bowles, Desmond J.	CON	961
Franks, Mark	CON	940
Hyatt, Dee	CON	915
Cooper, Margaret K.	LAB	333
Joyce, John J.	LAB	305
Turner, Peter J.	LAB	290
Mouncey, Penelope	GRE	181
Mouncey, Philip C.	GRE	139

**Wallington South**

<b>Bailey, Richard H.</b>	<b>LD</b>	<b>1,465</b>
<b>Hall, Colin C.</b>	<b>LD</b>	<b>1,427</b>
<b>Landeryou, Robert R.</b>	<b>LD</b>	<b>1,411</b>
Lewis, Daniel	CON	1,074
Scully, Paul S.	CON	1,065
Wootten, Peter C.	CON	1,004
Ryan, Mary E.	LAB	232
Poge, Clive S.	LAB	211
Andrews, Malin C.	GRE	207
Lewis, Amanda E.	GRE	185
Wingrove, Paul A.	LAB	183
Blue, Danny	MRL	89

**Worcester Park**

<b>Freeman, Julian P.</b>	<b>LD</b>	<b>1,327</b>
<b>Coman, Leslie D.</b>	<b>LD</b>	<b>1,274</b>
<b>Overy, Peter J.</b>	<b>LD</b>	<b>1,212</b>
Moxon, Beryl R.	CON	725
Longhurst, Glenys A.	CON	699
Park, Julie P.	CON	678
Evers, John K.	LAB	249
Hutton, Graham	LAB	229
Hosking, Hilary C.	LAB	226
Holmes, Christopher M.	GRE	167

**Wandle Valley**

<b>Andrews, Sheila M.</b>	<b>LD</b>	<b>1,320</b>
<b>Court, Margaret P.</b>	<b>LD</b>	<b>1,296</b>
<b>Kane, Patrick B.</b>	<b>LD</b>	<b>1,271</b>
Lloyd, Stephen P.	LAB	743
Weir, John A.S.	LAB	732
Sriganeshakumar, Visvanathan	LAB	704
Heale, Louise A.	CON	379
Jaques, Patrick D.	CON	351
Wortley, Hilary V.	CON	342

**By-elections****Cheam South***23 September 1999*

<b>Park, David</b>	<b>CON</b>	<b>962</b>
Legg, Keith M.	LD	248
Abbassi, Glenn A.	IND	84
Jarman, David	LAB	76
Smith, William	IND	23

*Resignation of Wallace, Sarah S. (CON)**No change***Beddington South***7 June 2001*

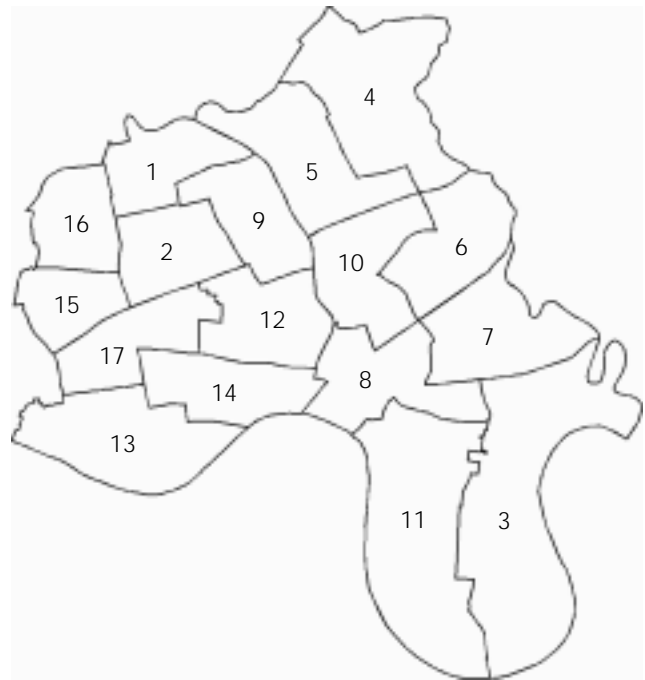
<b>Moussa, Ferris</b>	<b>LD</b>	<b>1,380</b>
Heale, Louise	CON	1,081
Magee, Joseph	LAB	1,009
<i>Resignation of Aitken, Richard S. (LD)</i>		

*No change*

# Tower Hamlets

## Labour administration

1	Bethnal Green North	10	Mile End East
2	Bethnal Green South	11	Millwall
3	Blackwall and Cubitt Town	12	St Dunstan's and Stepney Green
4	Bow East	13	St Katharine's and Wapping
5	Bow West	14	Shadwell
6	Bromley-by-Bow	15	Spitalfields and Banglatown
7	East India and Lansbury	16	Weavers
8	Limehouse	17	Whitechapel
9	Mile End and Globe Town		



## State of the parties, 1964-02

	CON	LAB	LD	other	total
2.5.02	-	35	16	-	51
7.5.98	-	41	9	-	50
5.5.94	-	43	7	-	50
3.5.90	-	20	30	-	50
8.5.86	-	24	26	-	50
6.5.82	-	31	18	1	50
4.5.78	-	43	7	-	50
4.5.74	-	60	-	-	60
13.5.71	-	60	-	-	60
9.5.68	-	57	-	3	60
7.5.64	-	55	-	5	60

## % share of the poll, 1964-02

	% poll	CON	LAB	LD	other
2.5.02	30.5	14.5	43.9	29.3	12.3
7.5.98	36.1	14.0	50.4	25.3	10.3
5.5.94	54.1	3.5	50.8	26.5	19.3
3.5.90	46.1	4.9	42.8	43.4	8.9
8.5.86	38.9	7.2	44.6	42.5	5.7
6.5.82	31.1	6.7	47.3	40.5	5.5
4.5.78	28.3	9.5	64.3	10.8	15.4
4.5.74	18.3	2.5	85.8	6.5	5.2
13.5.71	25.9	5.4	89.2	0.7	4.7
9.5.68	14.3	10.0	70.8	6.1	13.0
7.5.64	15.3	3.9	79.9	6.4	9.8

## Changes 1998-02

	CON	LAB	LD	other	total
Old council 02	-	42	8	-	50
Vacancies	-	-	-	-	-
By-elections	-	+1	-1	-	-
Allegiance changes	-	-	-	-	-
New council 98	-	41	9	-	50

## General statistics

		Tower Hamlets	London
May 2002	Electorate	136,572	5,209,247
May 1998	Electorate	123,433	5,010,999
Mid 2002 (GLA)	Resident population aged 18 and over	141,200	5,859,600
Mid 1998 (ONS)	Resident population aged 18 and over	129,100	5,536,100
May 2002	% unemployed	11.7	4.8
May 1998	% unemployed	14.1	6.7
April 2002	Band 'D' council tax	£816	£895
April 1998	Band 'D' council tax	£659	£687

**% share of the poll**

	Date	%poll	CON	LAB	LD	GRE		others
Bethnal Green North	2.5.02	32.3	6.8	31.9	43.5	7.4	BNP 6.0	SA 4.4
Bethnal Green South	2.5.02	36.9	6.8	43.9	43.4	5.9		
Blackwall and Cubitt Town	2.5.02	21.5	28.1	44.6	16.0	-	IND 11.3	
Bow East	2.5.02	29.0	5.8	25.6	62.2	6.4		
Bow West	2.5.02	34.5	6.5	33.6	43.8	10.1	SA 6.1	
Bromley-by-Bow	2.5.02	34.1	8.2	70.0	14.1	7.7		
East India and Lansbury	2.5.02	28.4	10.5	38.6	30.9	-	IND 8.1	SA 11.9
Limehouse	2.5.02	26.3	16.9	46.1	18.6	-	SA 18.4	
Mile End and Globe Town	2.5.02	31.7	10.3	36.5	44.0	9.2		
Mile End East	2.5.02	34.3	9.6	53.9	32.2	-	IND 4.3	
Millwall	2.5.02	22.0	20.3	48.0	12.6	-	BNP 9.6	SA 9.5
St Dunstan's and Stepney Green	2.5.02	31.7	26.1	48.6	15.2	10.2		
St Katharine's and Wapping	2.5.02	29.8	31.9	43.1	15.4	-	NB 9.6	
Shadwell	2.5.02	27.5	19.7	59.5	20.8	-		
Spitalfields and Banglatown	2.5.02	31.6	19.9	51.4	12.5	9.3	IND 6.9	
Weavers	2.5.02	35.9	7.1	31.7	52.6	6.7	1.9	
Whitechapel	2.5.02	33.4	19.8	45.5	7.1	7.4	IND 17.0	SA 3.3
<b>By-election</b>								
<i>Holy Trinity</i>	<i>28.6.01</i>	<i>27.1</i>	<i>-</i>	<i>53.5</i>	<i>40.5</i>	<i>-</i>	<i>BNP</i> <i>3.7</i>	<i>SA</i> <i>2.3</i>

## Results

## Bethnal Green North

<b>Khan, Azizur R.</b>	<b>LD</b>	<b>1,224</b>
<b>Griffiths, John D.M.</b>	<b>LD</b>	<b>1,192</b>
<b>Sanderson, James R.</b>	<b>LD</b>	<b>1,097</b>
Beckett, Stephen J.	LAB	878
Miah, Raja	LAB	866
Johnson, Diana R.	LAB	833
Cox, David	GRE	233
Hoad-Reddick, Anna K.	GRE	202
Rahman, Sajjadur	CON	196
Cesar, David G.	CON	185
Chaudhuri, Brajendra N.	CON	167
Thompson, Neil J.	GRE	166
Wren, William F.	BNP	162
Robbins, Glyn	SA	119

## Bethnal Green South

<b>Islam, Sirajul</b>	<b>LAB</b>	<b>1,385</b>
<b>Rahman, Akikor</b>	<b>LD</b>	<b>1,384</b>
<b>Ullah, Salim</b>	<b>LAB</b>	<b>1,331</b>
Karim, Nurul	LD	1,309
Marney, Raymond V.	LAB	1,281
Waites, Robert	LD	1,252
Ahmed, Shahin	CON	239
Haque, Anamul	CON	201
Hackett, Jonathan M.	GRE	190
Sellick, Nicholas A.	CON	181
Howell, Peter W.	GRE	177
Rush, Gizelle J.	GRE	166

## Blackwall and Cubitt Town

<b>Ali, Lutfur R.*</b>	<b>LAB</b>	<b>876</b>
<b>Mainwaring, Julia</b>	<b>LAB</b>	<b>865</b>
<b>Sharpe, Anthony J.</b>	<b>LAB</b>	<b>793</b>
Archer, Timothy J.	CON	568
Napier, Patricia J.	CON	534
Rouse, Simon P.	CON	497
Blandford, Barrie A.	LD	350
Sanderson, Alison J.	LD	310
Ottaway, Richard J.W.	LD	248
Pemberton, Eric	IND	215

## Bow East

<b>Gipson, Raymond G.</b>	<b>LD</b>	<b>1,248</b>
<b>McCollum, Nigel E.R.</b>	<b>LD</b>	<b>1,204</b>
<b>Williams, Marian</b>	<b>LD</b>	<b>1,155</b>
Bawden, Rupert	LAB	519
Heslop, Alexander K.	LAB	493
Guppy, David	LAB	475
Lack, Jessica F.N.	GRE	136
Holt, Benjamin D.	GRE	125
Holmes, Alastair	CON	120
Webb, Susanna G.	CON	116
Heinemann, Volker	GRE	112
Hudspith, Timothy	CON	99

## Bow West

<b>Ludlow, Janet</b>	<b>LD</b>	<b>1,350</b>
<b>Phelps, Hilary S.</b>	<b>LD</b>	<b>1,149</b>
<b>Rew, Martin J.</b>	<b>LD</b>	<b>1,115</b>
Uddin, Ala	LAB	946
Harris, Belle	LAB	939
Thorington-Hassel, Geoffrey	LAB	887
Cartwright, Janice D.	GRE	280
McLeod, Sandra J.	GRE	275
Alam, Kazi N.	CON	225
McGregor, Sheila	SA	168
Bown, Francis A.C.S.	CON	155
Gordon-Clark, Simon M.	CON	153

## Bromley-by-Bow

<b>Edgar, David J.</b>	<b>LAB</b>	<b>1,650</b>
<b>Sardar, Abdul A.</b>	<b>LAB</b>	<b>1,641</b>
<b>Khan, Khaled R.</b>	<b>LAB</b>	<b>1,586</b>
Abson, Brian L.	LD	353
Mannan, Abdul	LD	320
Sheehan, Phyllis D.	LD	310
Corbishley, Matthew S.	GRE	225
McLachlan, James	CON	204
Perrott, Barbara J.	CON	186
Neill, Robert J.McG.	CON	178
Yildirim, Hidir	GRE	132

\* Lutfur Ali resigned when he discovered that he was ineligible to be a councillor. Brian Son (Lab) was elected in a by-election held on 27 June 2002

**East India and Lansbury**

<b>Ahmed, Ali M.O.</b>	<b>LAB</b>	<b>1,015</b>
<b>Ahmed, Rajib</b>	<b>LD</b>	<b>869</b>
<b>Morton, Kevin V.</b>	<b>LAB</b>	<b>771</b>
Harley, Ron M.	LAB	756
Pavitt, Harry S.	LD	583
Wallace, Robert	LD	583
Boomla, Kambiz	SA	261
Golds, Peter	CON	253
Kennedy, Gareth L.	CON	239
Thomas, Gillian	CON	196
Haque, Mohammed A.	IND	178

**Limehouse**

<b>McGregor, Ashton</b>	<b>LAB</b>	<b>1,026</b>
<b>Gardiner, Judith A.</b>	<b>LAB</b>	<b>1,003</b>
<b>Murshid, Khan A.</b>	<b>LAB</b>	<b>917</b>
Neale, Russell P.	LD	414
Langley, Elizabeth E.	LD	413
Weeks, Mark	SA	391
Briscoe, Philip J.	CON	377
Bello, Antonio E.	CON	364
Winfield, Richard	LD	358
Godfrey, Christopher D.	CON	339

**Mile End and Globe Town**

<b>Chowdhury, Mohammed J.U.</b>	<b>LD</b>	<b>1,108</b>
<b>Ahmed, Rofique U.</b>	<b>LAB</b>	<b>1,042</b>
<b>Duffey, Barrie C.</b>	<b>LD</b>	<b>1,008</b>
Tucker, Rosina S.	LD	950
Shajahan, Sharmin	LAB	778
Taylor, Graham M.	LAB	727
Hoque, Jahidul	CON	326
Coombes, Christopher W.	GRE	267
Gordon, Amelia J.	GRE	218
Fletcher, Michael J.G.	CON	217
Karim, Mohammad R.	CON	174
Hicks, Jeremy G.	GRE	156

**Mile End East**

<b>Rahman, Helal</b>	<b>LAB</b>	<b>1,326</b>
<b>Uz-Zaman, Motin</b>	<b>LAB</b>	<b>1,303</b>
<b>Salique, Abdus</b>	<b>LAB</b>	<b>1,254</b>
Rahman, Mohammed S.	LD	792
Cameron, Bernard	LD	791
Pollock, Rick C.W.M.	LD	739
Livingstone, John S.	CON	242
Armand-Smith, Simon	CON	233
Charge, Stephen P.	CON	213
Wakefield, Bill	IND	103

**Millwall**

<b>Amos, Alan T.</b>	<b>LAB</b>	<b>1,089</b>
<b>Chattopadhyay, Betheline</b>	<b>LAB</b>	<b>986</b>
<b>Samad, Mumtaz</b>	<b>LAB</b>	<b>970</b>
Groves, Philip W.	CON	446
Ingham, Paul W.E.	CON	422
Newton, Alison L.	CON	420
Cuthbert, Malcolm J.M.	LD	313
Stokes, Jean	LD	245
McDonald, Ian K.	LD	241
Callow, Gordon T.	BNP	204
Gibson, Susan	SA	200

**St Dunstan's and Stepney Green**

<b>Rahman, Aatur</b>	<b>LAB</b>	<b>1,232</b>
<b>Uddin, Nasir</b>	<b>LAB</b>	<b>1,226</b>
<b>Uddin, Mohammed S.</b>	<b>LAB</b>	<b>1,105</b>
Rahman, Hafizur	CON	828
Choudhury, Shamim A.	CON	566
Hoque, Muhammade M.	CON	518
Palmer, Paula E.A.	LD	418
Crozier, George A.	LD	393
Rahman, Mohibur	LD	300
Dodd, Miriam P.	GRE	269
Williams, Craig T.	GRE	261
Schwartz, Frances	GRE	216

**St Katharine's and Wapping**

Jones, Denise	LAB	1,082
Haque, Shafiqul	LAB	1,049
Brooks, Richard D.	LAB	1,034
Noles, Kevin A.	CON	842
Norton, William G.D.	CON	766
Vintcent, Toby N.	CON	733
Ahmed, Mohammed F-U.	LD	470
Elsden, Marian	LD	345
Sugden, Alexandra E.	LD	318
Delderfield, Dennis W.	NB	259
Divito, John	NB	211

**Shadwell**

Ahmed, Manir U.	LAB	1,265
Keith, Michael J.	LAB	1,188
Shukur, Abdus	LAB	1,076
Miah, Nanu	LD	512
Crossey, William D.	CON	429
Powell, Richard H.	CON	402
Buttimer, Catherine E.	LD	395
Rumney, Maxwell W.	CON	334
Marsh, Gary J.	LD	327

**Spitalfields and Banglatown**

Abbas, Helal U.	LAB	936
Mortuza, Ghulam	LAB	848
Rahman, Lutfur	LAB	846
Rahman, Md A.D.	CON	400
Quium, Pir M.A.	CON	345
Webb, David	CON	272
Hussain, Ahmed	LD	255
Magnum, Keith O.	GRE	198
Ramsay, Melvin M.	LD	198
Uddin, Alas	LD	186
Ahmed, Muhit	IND	157
Sanders, Annika	GRE	146
Malik, Ismail K.	IND	137
Seager, Kerry	GRE	130
Vracas, Alexander P.	IND	124
Ahmed, Sultan	IND	53

**Weavers**

Matin, Abdul	LD	1,588
Alexander, Louise	LD	1,397
O'Flaherty, Timothy J.	LD	1,288
Islam, Sirajul	LAB	925
Kobir, Humaiun	LAB	919
Taylor, Patrick McG.	LAB	732
Kadir, Mohammed A.	CON	295
Hancocks, Benjamin E.	GRE	204
Weaver, Marc	GRE	184
Wood, Stephen A.	GRE	159
Meehan, Jane E.P.	CON	145
Noles, Joanna	CON	137
Bass, Matt	IND	51

**Whitechapel**

Asad, Abdul	LAB	1,263
Miah, Fanu	LAB	1,142
Ullah, Doros	LAB	1,125
Miah, Mostofa	CON	592
Miah, Shafique	CON	475
Azad, Monsur A.	CON	466
Ahmed, Mohamed Z.	IND	462
Ahmed, Shamsuddin	IND	451
Miah, Anu	IND	407
O'Flaherty, Deborah A.	LD	212
Goodman, Jacqueline	GRE	205
O'Connor, Brendon	GRE	200
Karim, Sajaul	LD	174
La Firenze, Melina	GRE	167
Hossain, Gulam	LD	162
Billows, Philip	SA	85

**By-election****Holy Trinity**

LAB gain from LD

28 June 2001

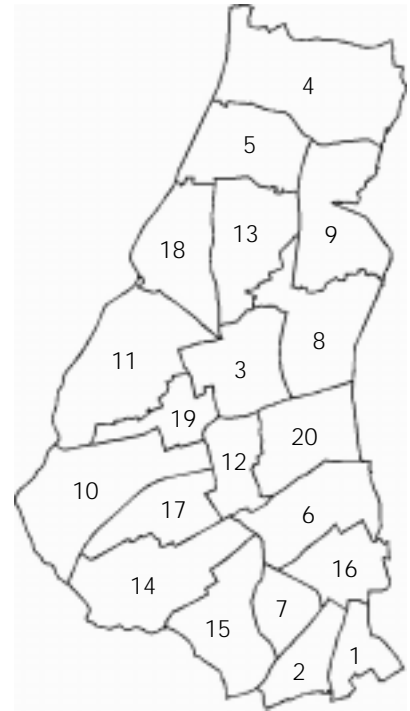
Islam, Sirajul	LAB	1,081
Tucker, Rosina S.	LD	817
Miller, Lynda	BNP	74
Kempster, Pauline	SA	47

Death of Snooks, Albert J. (LD)

# Waltham Forest

## Labour administration with Liberal Democrat support

1	Cann Hall	11	Higham Hill
2	Cathall	12	Hoe Street
3	Chapel End	13	Larkswood
4	Chingford Green	14	Lea Bridge
5	Endlebury	15	Leyton
6	Forest	16	Leytonstone
7	Grove Green	17	Markhouse
8	Hale End and Highams Park	18	Valley
9	Hatch Lane	19	William Morris
10	High Street	20	Wood Street



### State of the parties, 1964-02

	CON	LAB	LD	other	total
2.5.02	18	29	13	-	60
7.5.98	15	30	12	-	57
5.5.94	16	27	14	-	57
3.5.90	16	30	11	-	57
8.5.86	16	31	10	-	57
6.5.82	25	26	6	-	57
4.5.78	21	36	-	-	57
4.5.74	12	36	-	-	48
13.5.71	9	39	-	-	48
9.5.68	44	4	-	-	48
7.5.64	3	36	-	9	48

### % share of the poll, 1964-02

	% poll	CON	LAB	LD	other
2.5.02	34.4	26.6	34.6	29.9	8.9
7.5.98	34.2	23.1	40.8	30.1	6.0
5.5.94	44.6	23.0	40.6	31.2	5.2
3.5.90	50.8	33.7	36.2	22.5	7.6
8.5.86	44.9	29.4	40.6	26.1	3.8
6.5.82	42.8	40.7	31.2	27.1	1.0
4.5.78	40.8	46.0	43.8	3.0	7.1
4.5.74	31.3	37.7	45.4	10.2	6.7
13.5.71	39.0	34.8	55.7	1.7	7.8
9.5.68	38.3	55.4	29.7	3.7	11.2
7.5.64	32.0	24.0	48.1	13.4	14.6

### Changes 1998-02

	CON	LAB	LD	other	total
Old council 02	15	30	11	-	56
Vacancies	-	-	1	-	1
By-elections	-	-	-	-	-
Allegiance changes	-	-	-	-	-
New council 98	15	30	12	-	57

### General statistics

		Waltham Forest	London
May 2002	Electorate	161,138	5,209,247
May 1998	Electorate	156,186	5,010,999
Mid 2002 (GLA)	Resident population aged 18 and over	161,900	5,859,600
Mid 1998 (ONS)	Resident population aged 18 and over	166,600	5,536,100
May 2002	% unemployed	5.5	4.8
May 1998	% unemployed	7.5	6.7
April 2002	Band 'D' council tax	£979	£895
April 1998	Band 'D' council tax	£814	£687



**% share of the poll**

	Date	%poll	CON	LAB	LD	GRE		others
Cann Hall	2.5.02	34.3	5.1	28.1	60.5	-	SA 6.3	
Cathall	2.5.02	25.2	16.0	64.8	19.2	-		
Chapel End	2.5.02	33.2	18.3	26.4	55.3	-		
Chingford Green	2.5.02	41.4	56.1	15.4	19.5	-	BNP 8.9	
Endlebury	2.5.02	37.9	68.0	16.8	15.2	-		
Forest	2.5.02	35.2	10.2	37.9	28.2	12.5	CPA 7.8	SA 3.4
Grove Green	2.5.02	32.8	8.0	39.0	39.1	7.9	SA 6.0	
Hale End and Highams Park	2.5.02	40.2	46.6	16.8	36.6	-		
Hatch Lane	2.5.02	38.7	55.2	26.4	10.4	8.0		
High Street	2.5.02	41.1	7.3	42.0	36.0	11.1	COMB 3.6	
Higham Hill	2.5.02	34.9	9.7	41.9	48.4	-		
Hoe Street	2.5.02	32.4	20.3	42.7	15.5	15.9	SA 5.6	
Larkswood	2.5.02	33.9	63.1	22.4	14.5	-		
Lea Bridge	2.5.02	26.3	20.8	53.2	20.4	-	SA 5.6	
Leyton	2.5.02	32.5	6.0	33.1	60.8	-		
Leytonstone	2.5.02	35.0	7.2	38.1	33.9	15.0	SA 5.9	
Markhouse	2.5.02	28.3	21.5	38.6	16.4	17.0	SALT 6.6	
Valley	2.5.02	37.0	55.8	32.9	11.3	-		
William Morris	2.5.02	30.9	14.3	52.3	23.1	-	SA 10.4	
Wood Street	2.5.02	36.6	14.2	41.9	33.2	7.5	SA 3.2	

**By-election**

<i>Leytonstone</i>	<i>1.10.98</i>	<i>27.7</i>	<i>3.7</i>	<i>47.3</i>	<i>45.8</i>	-	<i>IND</i> <i>3.1</i>	
--------------------	----------------	-------------	------------	-------------	-------------	---	--------------------------	--

## Results

## Cann Hall

<b>Rayner, Keith A.</b>	<b>LD</b>	<b>1,590</b>
<b>Phillips, Elizabeth J.</b>	<b>LD</b>	<b>1,574</b>
<b>Southall, Carol A.</b>	<b>LD</b>	<b>1,567</b>
Bell, Dennis A.	LAB	761
Madican, Brian J.	LAB	738
Lock, Andrew J.	LAB	697
Labern, Sally A.	SA	165
Evans, Jeremy R.	CON	139
Neilson-Hansen, Mary I.	CON	130
Vinicombe, Corinna	CON	127

## Cathall

<b>Martin, Milton A.</b>	<b>LAB</b>	<b>1,104</b>
<b>Highfield, Shameem K.A.</b>	<b>LAB</b>	<b>1,046</b>
<b>Wheeler, Terence V.</b>	<b>LAB</b>	<b>996</b>
Neal, Robert	LD	323
Mason, Peter J.W.	LD	321
Southall, Mark B.	LD	288
Butler, Andrew	CON	270
Akhtar, Pervaiz	CON	268
Pryor, Anne	CON	237

## Chapel End

<b>Belam, Robert D.</b>	<b>LD</b>	<b>1,468</b>
<b>Carey, Robert A.</b>	<b>LD</b>	<b>1,405</b>
<b>Macklin, John R.</b>	<b>LD</b>	<b>1,341</b>
Kaye, Jack	LAB	744
Redcliffe, Paul E.	LAB	642
Yunis, Faiz R.	LAB	623
Finlayson, Nial	CON	491
Stevenson, Andrea M.	CON	454
Lee, Karl	CON	448

## Chingford Green

<b>Arnold, Derek B.</b>	<b>CON</b>	<b>1,821</b>
<b>Fish, Michael C.</b>	<b>CON</b>	<b>1,814</b>
<b>Lewis, Michael J.</b>	<b>CON</b>	<b>1,721</b>
Boyle, Henry A.	LD	664
Carder, Joan M.	LD	606
Paterson, Ian A.	LD	595
Lambert, Mary T.	LAB	508
Lee, Elizabeth J.	LAB	506
Payne, James I.A.	LAB	458
Flaxton, Tracy-Jane	BNP	308
Hardcastle, Glenn	BNP	259

## Endlebury

<b>Herrington, Peter V.</b>	<b>CON</b>	<b>1,959</b>
<b>Hemsted, Andrew P.J.</b>	<b>CON</b>	<b>1,909</b>
<b>Jovcic, Mladen</b>	<b>CON</b>	<b>1,890</b>
Beg, Yasmin S.	LAB	514
Chaudhry, Azra P.	LAB	457
Renshaw, Jill M.	LAB	456
Wells, Violet P.	LD	437
Mudie, Kathleen G.	LD	435
Carder, Edward A.	LD	413

## Forest

<b>Duran, Jane A.</b>	<b>LAB</b>	<b>1,253</b>
<b>Dhillon, Kabal S.</b>	<b>LAB</b>	<b>1,239</b>
<b>Rahman, Mohammed F.</b>	<b>LAB</b>	<b>1,100</b>
Khan, Meher	LD	908
Shafiq, Mohammed	LD	893
Hashmi, Syed A.	LD	872
Bedlow, Rosalind J.	GRE	395
Foster, Julien A.S.	CON	358
Luker, Raymond E.	CON	317
Glah, Richard H.	CON	292
Farmer, Jean I.	CPA	247
Rance, Roland	SA	107

**Grove Green**

<b>Bhogal, Tarsem S.</b>	<b>LAB</b>	<b>1,169</b>
<b>Sullivan, Jeniffer E.</b>	<b>LD</b>	<b>1,103</b>
<b>Robbins, Christopher A.</b>	<b>LAB</b>	<b>1,081</b>
Olford, Paul K.	LD	1,052
Chubb, Neal A.	LD	1,048
Woodrow, Peter F.	LAB	949
Griffith, Helen S.	GRE	265
Qureshi, Mohammed Y.	CON	235
Devine, Joan E.	CON	226
Measure, Maureen C.C.	GRE	218
Pryor, Derek R.	CON	191
Measure, William J.	GRE	167
Taylor, Thomas W.	SA	163

**Hale End and Highams Park**

<b>Finlayson, Lesley A.</b>	<b>CON</b>	<b>1,396</b>
<b>Davis, Matthew T.</b>	<b>CON</b>	<b>1,380</b>
<b>Croot, Timothy R.</b>	<b>CON</b>	<b>1,355</b>
Beanse, John D.	LD	1,122
Speed, Mark J.	LD	1,081
Wenden, Keith J.	LD	1,037
Nicholson-St Hill, Yasmin V.	LAB	529
Khan, Mohammad N.	LAB	496
Rachyal, Muhammed Y.	LAB	464

**Hatch Lane**

<b>Fitzgerald, Marion J.</b>	<b>CON</b>	<b>1,756</b>
<b>Walker, Geoffrey A.</b>	<b>CON</b>	<b>1,664</b>
<b>Braham, Laurie</b>	<b>CON</b>	<b>1,624</b>
Irvine, Claire L.	LAB	855
Lyons, Gerard A.	LAB	833
Sorongbe, Margaret A.	LAB	725
Young, David A.	LD	348
Hoskins, Janel R.	LD	323
Morgan, Jane E.	LD	278
Tatam, Robert F.	GRE	244

**High Street**

<b>Blunt, David</b>	<b>LAB</b>	<b>1,654</b>
<b>Wright, Simon J.</b>	<b>LAB</b>	<b>1,503</b>
<b>Matharoo, Narinder S.</b>	<b>LAB</b>	<b>1,436</b>
Wheatley, Robert	LD	1,393
Diwan, Mohammad S.	LD	1,331
Georges, Franklyn E.	LD	1,221
Lancet, Gary P.	GRE	405
Yunis, Atta R.	CON	287
Shabbir, Muhammad	CON	282
Ulhaq, Imran	CON	229
Kruthoffer, Anne M.	COMB	131

**Higham Hill**

<b>Dunphy, Peter G.</b>	<b>LD</b>	<b>1,246</b>
<b>Woollcott, Peter D.</b>	<b>LD</b>	<b>1,231</b>
<b>Meiszner, Sean</b>	<b>LD</b>	<b>1,184</b>
Barnett, Peter J.	LAB	1,101
Reardon, Geraldine A.	LAB	1,041
Douet, Marcia	LAB	1,028
Alexander, Clive S.	CON	266
Greenaway, Darlinton	CON	240
Wedderburn, Laurance A.	CON	224

**Hoe Street**

<b>Poulsen, Sylvia A.</b>	<b>LAB</b>	<b>1,143</b>
<b>Nasim, Mohammed M.</b>	<b>LAB</b>	<b>1,114</b>
<b>Sizer, Eric G.</b>	<b>LAB</b>	<b>1,105</b>
Ali, Asghar	CON	559
Clarke, Brian D.	CON	529
Malik, Mohammad	CON	507
Lambert, Stephen W.	GRE	463
Blewett, Morwenna F.	LD	443
Blewett, Frank	LD	408
Burkett, Richard I.	GRE	404
Sproston, Elena	GRE	382
Harkin, Michael A.	LD	373
Prosper, Cecilia I.	SA	148

**Larkswood**

<b>Gosling, Kathleen T.</b>	<b>CON</b>	<b>1,670</b>
<b>Walter, John F.</b>	<b>CON</b>	<b>1,639</b>
<b>Williams, Eric G.</b>	<b>CON</b>	<b>1,601</b>
Brown, Carolyn M.	LAB	595
Brown, John G.	LAB	587
Leadbetter, Gillian A.	LAB	562
Wenden, Cynthia J.	LD	386
McElarney, Geraldine F.	LD	376
Woolnough, Graham A.	LD	366

**Lea Bridge**

<b>Buckley, Anthony J.</b>	<b>LAB</b>	<b>1,207</b>
<b>Ahmad, Masood</b>	<b>LAB</b>	<b>1,126</b>
<b>Creasy, Stella J.</b>	<b>LAB</b>	<b>1,110</b>
Andrews, Kay-Lorraine	LD	536
Riaz, Mohammad	CON	463
Bhatti, Mohammed B.	CON	445
Shah, Muhammad J.	CON	436
Sowle, Ellen R.	LD	427
Raval, Dave B.	LD	356
Calvert, Terry W.	SA	120

**Leyton**

<b>Hodges, Loretta</b>	<b>LD</b>	<b>1,593</b>
<b>Sullivan, Robert F.</b>	<b>LD</b>	<b>1,552</b>
<b>Smith, Barry A.</b>	<b>LD</b>	<b>1,494</b>
Chambers, Grace C.	LAB	883
St Hill, Crispin R.	LAB	836
Russell, Nicholas L.	LAB	806
Smith, Peter B.	CON	174
James, Janet E.A.	CON	167
Wheeler, Roger A.	CON	119

**Leytonstone**

<b>Gray, Jennifer C.</b>	<b>LAB</b>	<b>1,173</b>
<b>Leslie, Ian</b>	<b>LAB</b>	<b>1,154</b>
<b>Loakes, Clyde W.</b>	<b>LAB</b>	<b>1,106</b>
Butt, Nazir A.	LD	1,027
Fryer, Jonathan H.	LD	1,014
Howard, John C.	LD	1,010
Dawes, Mark S.	GRE	450
Scott, Patricia	CON	226
Johns, Carol A.	CON	217
Vinicombe, David J.	CON	203
Catten, Susan A.	SA	176

**Markhouse**

<b>Murray, Diana S.</b>	<b>LAB</b>	<b>994</b>
<b>Kamal, Tahir</b>	<b>LAB</b>	<b>934</b>
<b>Smith, Graham</b>	<b>LAB</b>	<b>908</b>
Hussain, Meharban	CON	547
Khan, Yasin	CON	527
Iqbal, Aftab	CON	508
Stubbings, Judith A.	GRE	416
Hatton, Peter H.S.	LD	413
Dauncey, Jeremy R.	LD	390
Thompson, Louise H.	SALT	177
Muna, Suzanne E.	SALT	172
Parslow, Kevin G.	SALT	137

**Valley**

<b>Gover, John M.</b>	<b>CON</b>	<b>1,570</b>
<b>Siggers, Alan W.</b>	<b>CON</b>	<b>1,527</b>
<b>Divine, David</b>	<b>CON</b>	<b>1,521</b>
Broadley, Margaret L.	LAB	987
Beg, Aktar	LAB	886
Martin, Gary P.	LAB	853
Young, Barbara E.	LD	334
Hardy, Keith A.	LD	329
Rashid, Shahnaz S.	LD	271

**William Morris**

<b>O'Connor, Martin J.</b>	<b>LAB</b>	<b>1,326</b>
<b>Ali, Liaquat</b>	<b>LAB</b>	<b>1,285</b>
<b>Wilson, Jon E.</b>	<b>LAB</b>	<b>1,256</b>
Tidmarsh, Jacqueline L.C.	LD	648
Tidmarsh, Richard L.	LD	554
Wadud, Aym A.	LD	505
Bettelley, Rachel A.	CON	391
Moss, John J.C.	CON	363
Sabar, Kabir A.	CON	303
Rock, Lee	SA	256

**Wood Street**

<b>Bean, Angela M.</b>	<b>LAB</b>	<b>1,361</b>
<b>Devaney, Paul R.</b>	<b>LAB</b>	<b>1,230</b>
<b>Sweden, Richard C.</b>	<b>LAB</b>	<b>1,187</b>
Claytonsmith, Paula C.	LD	1,021
Collier, Lindsay	LD	988
Qureshi, Mashoodul F.	LD	977
Alexander, Camille T.	CON	465
Hemsted, Jemma L.	CON	414
Lobendhan, Jude T.	CON	401
Baker, Timothy W.	GRE	240
Olende, Christine J.	GRE	228
Poppleton, Sallie J.	GRE	210
Strudwick, Brenda M.A.	SA	95

**By-election****Leytonstone***No change**1 October 1998*

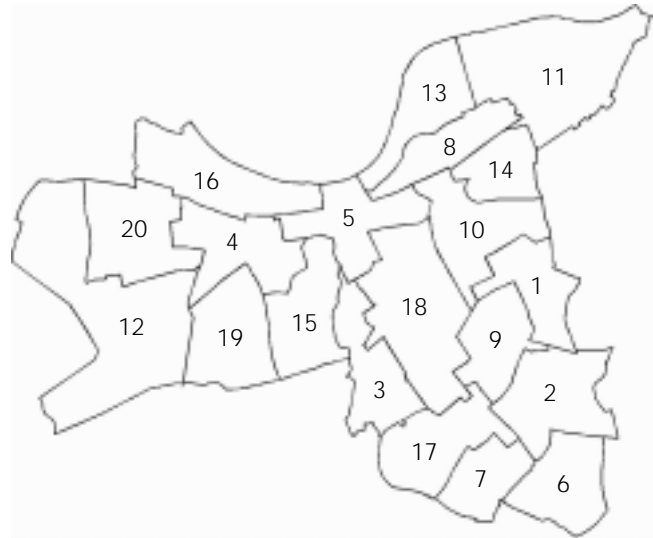
<b>Leslie, Ian</b>	<b>LAB</b>	<b>997</b>
Howard, John C.	LD	965
Sharp, Matthew R.	CON	78
Milroy, Roderick M.	IND	66

*Resignation of Morgan-Thomas, Huw M. (LAB)*

# Wandsworth

## Conservative administration

1	Balham	11	Queenstown
2	Bedford	12	Roehampton
3	Earlsfield	13	St Mary's Park
4	East Putney	14	Shaftesbury
5	Fairfield	15	Southfields
6	Furzedown	16	Thamesfield
7	Graveney	17	Tooting
8	Latchmere	18	Wandsworth Common
9	Nightingale	19	West Hill
10	Northcote	20	West Putney



### State of the parties, 1964-02

	CON	LAB	LD	other	total
2.5.02	50	10	-	-	60
7.5.98	50	11	-	-	61
5.5.94	45	16	-	-	61
3.5.90	48	13	-	-	61
8.5.86	31	30	-	-	61
6.5.82	33	27	1	-	61
4.5.78	36	25	-	-	61
4.5.74	12	48	-	-	60
13.5.71	7	53	-	-	60
9.5.68	48	12	-	-	60
7.5.64	13	47	-	-	60

### % share of the poll, 1964-02

	% poll	CON	LAB	LD	other
2.5.02	29.7	49.4	30.9	10.9	8.8
7.5.98	39.4	52.7	35.6	8.3	3.4
5.5.94	50.0	49.4	39.1	8.8	2.7
3.5.90	56.5	50.8	37.1	4.5	7.6
8.5.86	51.4	42.7	44.0	10.9	2.5
6.5.82	48.7	42.7	38.1	18.8	0.5
4.5.78	45.3	51.7	42.0	4.0	2.4
4.5.74	35.7	38.2	52.1	8.9	0.8
13.5.71	40.3	38.2	60.4	0.7	0.8
9.5.68	34.3	59.7	34.9	4.6	0.8
7.5.64	35.0	38.1	53.3	6.5	2.1

### Changes 1998-02

	CON	LAB	LD	other	total
Old council 02	49	11	-	-	60
Vacancies	1	-	-	-	1
By-elections	-	-	-	-	-
Allegiance changes	-	-	-	-	-
New council 98	50	11	-	-	61

### General statistics

		Wandsworth	London
May 2002	Electorate	210,364	5,209,247
May 1998	Electorate	198,318	5,010,999
Mid 2002 (GLA)	Resident population aged 18 and over	218,100	5,859,600
Mid 1998 (ONS)	Resident population aged 18 and over	215,400	5,536,100
May 2002	% unemployed	4.1	4.8
May 1998	% unemployed	5.7	6.7
April 2002	Band 'D' council tax	£403	£895
April 1998	Band 'D' council tax	£322	£687

**% share of the poll**

	Date	%poll	CON	LAB	LD	GRE	others
Balham	2.5.02	27.5	59.5	25.1	8.9	6.6	
Bedford	2.5.02	28.6	38.9	32.1	13.5	15.4	
Earlsfield	2.5.02	32.4	48.8	36.0	7.4	6.1	<b>CPA</b> 1.7
East Putney	2.5.02	27.7	63.4	24.5	12.2	-	
Fairfield	2.5.02	26.2	53.3	24.0	12.1	10.6	
Furzedown	2.5.02	37.0	41.5	41.9	6.6	10.0	
Graveney	2.5.02	30.0	16.7	41.8	33.1	8.4	
Latchmere	2.5.02	25.9	33.8	48.2	8.1	7.1	<b>SA</b> 2.8
Nightingale	2.5.02	31.6	48.5	25.8	12.8	12.9	
Northcote	2.5.02	28.3	60.4	20.1	9.2	10.3	
Queenstown	2.5.02	28.2	49.3	42.0	8.8	-	
Roehampton	2.5.02	33.0	47.0	38.8	7.3	7.0	
St Mary's Park	2.5.02	26.3	55.1	24.3	7.8	12.8	
Shaftesbury	2.5.02	26.6	51.3	28.0	9.3	11.4	
Southfields	2.5.02	31.8	52.7	24.3	11.3	-	<b>IND</b> 11.8
Thamesfield	2.5.02	31.8	53.8	19.6	10.2	-	16.4
Tooting	2.5.02	26.5	30.4	47.7	10.6	11.3	
Wandsworth Common	2.5.02	31.5	63.9	17.5	8.7	9.9	
West Hill	2.5.02	32.8	57.3	33.8	9.0	-	
West Putney	2.5.02	31.5	64.9	23.3	11.7	-	

**By-elections**

<i>Balham</i>	<i>1.7.99</i>	<i>21.2</i>	<i>57.5</i>	<i>30.2</i>	<i>6.3</i>	<i>5.5</i>	<i>IND</i> <i>0.5</i>
<i>West Putney</i>	<i>2.7.98</i>	<i>26.3</i>	<i>61.1</i>	<i>29.6</i>	<i>7.6</i>	<i>1.8</i>	

## Results

## Balham

<b>Longmore, Richard</b>	<b>CON</b>	<b>1,686</b>
<b>Ayonrinde, Bernadina I.T.</b>	<b>CON</b>	<b>1,676</b>
<b>Walker, Charles A.R.</b>	<b>CON</b>	<b>1,672</b>
Cooke, Christopher N.	LAB	749
Gear, Sally J.E.	LAB	713
Heath, James H.	LAB	665
Green, Matthew G.	LD	274
Vitelli, Siobhan M.	LD	248
Baker, Robert W.	GRE	231
Moon, Christian	LD	228
Vickery, Albert R.	GRE	166
Humphreys, Graham P.	GRE	158

## Bedford

<b>Finn, Stewart P.A.</b>	<b>CON</b>	<b>1,394</b>
<b>Dunn, Antonia F.P.</b>	<b>CON</b>	<b>1,366</b>
<b>Wilkie, Sheldon A.</b>	<b>CON</b>	<b>1,276</b>
Bowes, Nicholas J.	LAB	1,254
Carpenter, Peter	LAB	1,057
Whiting, James	LAB	1,019
Rattray, John M.	GRE	533
Norman, Henrietta N.	LD	468

## Earlsfield

<b>Graham, Angela</b>	<b>CON</b>	<b>1,743</b>
<b>Hope, Marc</b>	<b>CON</b>	<b>1,684</b>
<b>McNaught-Davis, Charles</b>	<b>CON</b>	<b>1,607</b>
Max, Peter	LAB	1,246
Livingstone, Sophie E.	LAB	1,232
Cooper, Leonie A.	LAB	1,230
Dearden, Stephanie M.	LD	282
Irving, Abigail S.	LD	256
Gilbert, Andrew E.	LD	229
Horsler, Dorothy H.	GRE	210
Harry, Cynthia	CPA	58

## East Putney

<b>Whittingham, Diana M.</b>	<b>CON</b>	<b>1,870</b>
<b>McDonnell, Leslie F.</b>	<b>CON</b>	<b>1,866</b>
<b>Prichard, Brian N.C.</b>	<b>CON</b>	<b>1,846</b>
Knox, Scott R.	LAB	741
Moir, Richard J.D.	LAB	729
Petrides, Alan B.	LAB	686
Harris, Tracy J.	LD	402
Durrant, James R.	LD	341
Clery, Jeremy C.	LD	330

## Fairfield

<b>Graham, Vanessa C.L.C.</b>	<b>CON</b>	<b>1,642</b>
<b>McCausland, Piers C.</b>	<b>CON</b>	<b>1,564</b>
<b>Strickland, Tessa M.E.</b>	<b>CON</b>	<b>1,536</b>
Anifowoshe, Victoria	LAB	738
McMullan, Brendan P.	LAB	723
Wright, Thomas F.	LAB	672
Warren, Patrick M.	LD	360
Williams, Martin D.	GRE	313

## Furzedown

<b>Farebrother, John F.</b>	<b>LAB</b>	<b>1,727</b>
<b>Dawe, Colin F.</b>	<b>CON</b>	<b>1,672</b>
<b>Halford, Andrew R.</b>	<b>CON</b>	<b>1,651</b>
Luthers, Vibert C.	LAB	1,608
Marsden, Peter E.S.	LAB	1,606
Batal, Toufic	CON	1,572
Valentine, Donald J.	GRE	395
Elsley, Derek B.	LD	298
Parritt, Simon W.	LD	253
Williams, Richard R.	LD	229



**Graveney**

<b>Gibbons, Andrew R.A.</b>	<b>LAB</b>	<b>1,434</b>
<b>Tatlow, Pamela R.</b>	<b>LAB</b>	<b>1,290</b>
<b>Hosain, Thakur D.</b>	<b>LAB</b>	<b>1,277</b>
Cole, Sarah E.	LD	1,165
Lowe, Nicholas J.	LD	1,048
Wells, Amanda J.	LD	948
Hurley, Samantha C.B.	CON	536
de Winton, David R.P.	CON	532
Hurley, Guy J.D.	CON	527
Hoffman, Marian B.	GRE	269

**Latchmere**

<b>Belton, Anthony J.</b>	<b>LAB</b>	<b>1,365</b>
<b>Johnson, Maurice</b>	<b>LAB</b>	<b>1,351</b>
<b>Joshi, Bhavna</b>	<b>LAB</b>	<b>1,215</b>
Parkinson, Jeremy C.	CON	953
Smith, George K.	CON	915
Walden, David S.	CON	890
Giles, Alan S.	LD	221
Day, Michael L.	GRE	194
McNaughton, Stephen G.	SA	76

**Nightingale**

<b>Lindsay, Katharine A.</b>	<b>CON</b>	<b>1,891</b>
<b>Heaster, Maurice A.S.</b>	<b>CON</b>	<b>1,875</b>
<b>Govindia, Ravindra P.</b>	<b>CON</b>	<b>1,832</b>
Langan, Anthony P.	LAB	1,045
Islam, Misbah	LAB	990
Tupper, Martin C.	LAB	939
Mackenzie, Bruce W.D.	GRE	497
Knight, Timothy J.	LD	494

**Northcote**

<b>Beddows, Philip W.</b>	<b>CON</b>	<b>1,940</b>
<b>Johnson, Martin D.</b>	<b>CON</b>	<b>1,895</b>
<b>Passmore, Gordon S.</b>	<b>CON</b>	<b>1,853</b>
McCabe, Margaret A.	LAB	674
Paterson, Gordon E.	LAB	616
Grinyer, Thomas P.	LAB	602
Green, Christine A.	LD	344
Cronin, Charles	LD	330
Crowhurst, Richmond A.	GRE	322
Sparling, James P.	LD	192

**Queenstown**

<b>Caisley, Scott</b>	<b>CON</b>	<b>1,390</b>
<b>Church, Deidre</b>	<b>CON</b>	<b>1,362</b>
<b>Nurse, David P.</b>	<b>CON</b>	<b>1,279</b>
Hipwell, Michael D.	LAB	1,194
Steinitz, Anna R.K.	LAB	1,128
Trim, Erica R.	LAB	1,112
Jones, Ashley W.	LD	239

**Roehampton**

<b>Penfold, Andrew R.L.</b>	<b>CON</b>	<b>1,668</b>
<b>Reeve, Paul</b>	<b>CON</b>	<b>1,612</b>
<b>Robson, Ryan J.H.</b>	<b>CON</b>	<b>1,581</b>
Brueseke, Pauline J.	LAB	1,402
McNeil, Elizabeth A.	LAB	1,375
Spence, Martin T.	LAB	1,236
Shelmerdine, Valerie	LD	291
Moore, Polly	GRE	241
Shocket, Godfrey S.	LD	212

**St Mary's Park**

<b>Davies, Mark S.</b>	<b>CON</b>	<b>1,650</b>
<b>Hallmark, John D.</b>	<b>CON</b>	<b>1,597</b>
<b>Williams, Simon</b>	<b>CON</b>	<b>1,521</b>
Peters, Paul	LAB	747
Cawston, Joan	LAB	715
Walsh, Maureen	LAB	641
Charlton, William H.	GRE	369
Owen-Jones, David R.	LD	227
Woodley, Christopher R.	LD	223

**Shaftesbury**

<b>Cousins, James A.</b>	<b>CON</b>	<b>1,640</b>
<b>Senior, John G.B.</b>	<b>CON</b>	<b>1,619</b>
<b>Ellis, John P.</b>	<b>CON</b>	<b>1,571</b>
Davies, Elisabeth S.	LAB	914
McDonald, William S.	LAB	873
Goldsmith, Nigel R.	LAB	856
Berry, Sebastian P.	GRE	357
Patterson, David	LD	293

**Southfields**

<b>Roberts, Simon M.J.</b>	<b>CON</b>	<b>1,913</b>
<b>Leigh, Janice V.</b>	<b>CON</b>	<b>1,899</b>
<b>Vivian, Richard A.H.</b>	<b>CON</b>	<b>1,898</b>
Richards, Sarah	LAB	946
Lamont, Beth	LAB	918
McSweeney, Morgan J.	LAB	771
Ahmed, Anna M.L.	LD	470
Hautot, June	IND	426
Burrett, Anthony K.	LD	404
Cheetham, Thomas R.	LD	347

**Thamesfield**

<b>Bird, Roger N.</b>	<b>CON</b>	<b>1,838</b>
<b>Lister, Edward J.U.</b>	<b>CON</b>	<b>1,834</b>
<b>Maddan, James P.R.</b>	<b>CON</b>	<b>1,768</b>
Locke, Christopher E.	LAB	663
Shephard, Christopher J.	LAB	661
Slater, John A.	LAB	660
Horrocks, John	IND	627
Reeves, Christine N.	IND	479
Sanders, Moira R.	LD	372
Zantides, Martha G.	LD	318

**Tooting**

<b>Brown, Nicola F.</b>	<b>LAB</b>	<b>1,534</b>
<b>Khan, Sadiq A.</b>	<b>LAB</b>	<b>1,407</b>
<b>King, Stuart T.</b>	<b>LAB</b>	<b>1,358</b>
Lindsay, Andrew M.	CON	936
Dunn, Duncan L.	CON	924
McDermott, Evelyn G.	CON	877
Petty, Maureen A.	LD	360
Clifton, Michael A.	LD	354
Ledbury, Matthew	GRE	339
Roscoe, John H.	LD	239

**By-elections****West Putney**

2 July 1998

<b>Burn, Bryan A.F.</b>	<b>CON</b>	<b>1,561</b>
Baverstock, Paul A.	LAB	755
Shocket, Susan	LD	193
Thorn, Tracey	GRE	45

Death of Hawkins, William F.D. (CON)

**Wandsworth Common**

<b>Tracey, Katharine R.</b>	<b>CON</b>	<b>2,094</b>
<b>Longworth, Nicholas R.S.</b>	<b>CON</b>	<b>2,090</b>
<b>Hart, Ian P.</b>	<b>CON</b>	<b>2,084</b>
Dolan, Michael P.	LAB	627
Randall, Belinda	LAB	560
Panto, Mark S.	LAB	526
Guy, Samantha	GRE	323
Hole, David R.	LD	312
Thorpe, Emma C.	LD	278
Martin-Kay, Jayne E.	LD	265

**West Hill**

<b>Howlett, Elizabeth</b>	<b>CON</b>	<b>2,012</b>
<b>Holland, Benjamin J.</b>	<b>CON</b>	<b>1,913</b>
<b>Grimston, Malcolm C.</b>	<b>CON</b>	<b>1,902</b>
Leigh, Martin J.	LAB	1,216
Roy, Donald J.	LAB	1,110
Sleigh, Thomas C.C.	LAB	1,109
Devons, Catherine S.	LD	394
Spicer, Laurence	LD	276
Walter, Gerard A.	LD	242

**West Putney**

<b>Hime, Martin</b>	<b>CON</b>	<b>2,061</b>
<b>Cooper, Jane</b>	<b>CON</b>	<b>2,055</b>
<b>Zahawi, Nadhim</b>	<b>CON</b>	<b>1,961</b>
Booker, Maureen	LAB	779
Stevens, Anthony N.	LAB	708
Storey, Robert W.	LAB	696
Dalley, Joan P.	LD	384
Shocket, Susan	LD	366
Ruddock, Eleanor	LD	349

**Balham**

No change

1 July 1999

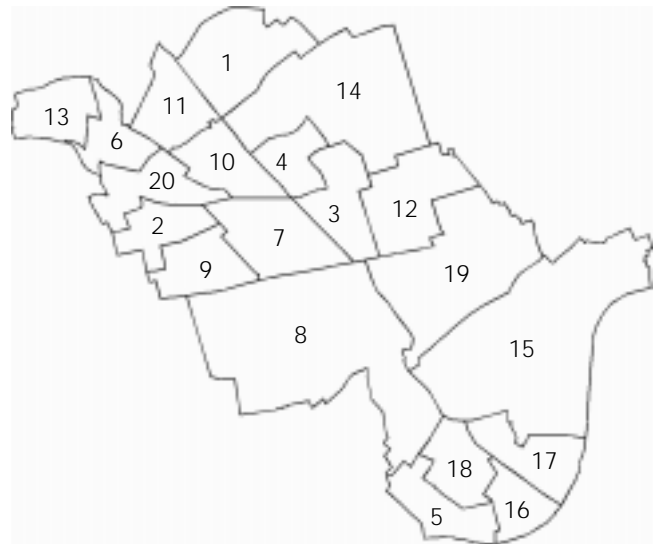
<b>Longmore, Richard D.</b>	<b>CON</b>	<b>1,136</b>
Tupper, Martin C.	LAB	596
Green, Matthew G.	LD	125
Ratray, John M.	GRE	109
Larkin, Edward D.	IND	10

Resignation of White, Rev. Andrew P.B. (CON)

# City of Westminster

## Conservative administration

1	Abbey Road	10	Little Venice
2	Bayswater	11	Maida Vale
3	Bryanston and Dorset Square	12	Marylebone High Street
4	Church Street	13	Queen's Park
5	Churchill	14	Regent's Park
6	Harrow Road	15	St James's
7	Hyde Park	16	Tachbrook
8	Knightsbridge and Belgravia	17	Vincent Square
9	Lancaster Gate	18	Warwick
		19	West End
		20	Westbourne



## State of the parties, 1964-02

	CON	LAB	LD	other	total
2.5.02	48	12	-	-	60
7.5.98	47	13	-	-	60
5.5.94	45	15	-	-	60
3.5.90	45	15	-	-	60
8.5.86	32	27	-	1	60
6.5.82	43	16	-	1	60
4.5.78	39	19	-	2	60
4.5.74	37	23	-	-	60
13.5.71	37	23	-	-	60
9.5.68	55	5	-	-	60
7.5.64	41	19	-	-	60

## % share of the poll, 1964-02

	% poll	CON	LAB	LD	other
2.5.02	27.4	56.4	27.6	13.0	3.1
7.5.98	32.0	55.1	32.1	9.0	3.8
5.5.94	46.1	52.4	35.3	9.9	2.4
3.5.90	51.5	53.2	35.0	7.2	4.6
8.5.86	39.6	42.5	38.7	17.3	1.5
6.5.82	37.4	49.6	30.0	18.4	2.0
4.5.78	35.5	55.7	37.9	1.3	5.1
4.5.74	33.3	50.8	42.6	4.8	1.8
13.5.71	33.2	50.6	45.8	2.6	0.9
9.5.68	27.2	71.7	24.7	2.9	0.8
7.5.64	28.0	53.8	41.5	4.2	0.4

## Changes 1998-02

	CON	LAB	LD	other	total
Old council 02	47	13	-	-	60
Vacancies	-	-	-	-	-
By-elections	-	-	-	-	-
Allegiance changes	-	-	-	-	-
New council 98	47	13	-	-	60

## General statistics

		City of Westminster	London
May 2002	Electorate	133,281	5,209,247
May 1998	Electorate	126,280	5,010,999
Mid 2002 (GLA)	Resident population aged 18 and over	226,000	5,859,600
Mid 1998 (ONS)	Resident population aged 18 and over	185,000	5,536,100
May 2002	% unemployed	4.8	4.8
May 1998	% unemployed	6.5	6.7
April 2002	Band 'D' council tax	£445	£895
April 1998	Band 'D' council tax	£325	£687

**% share of the poll**

	Date	%poll	CON	LAB	LD	GRE	others
Abbey Road	2.5.02	27.7	60.8	15.5	14.9	-	IND 8.8
Bayswater	2.5.02	25.6	52.5	30.2	17.3	-	
Bryanston and Dorset Square	2.5.02	24.4	68.5	16.7	14.8	-	
Church Street	2.5.02	25.7	27.9	59.2	12.9	-	
Churchill	2.5.02	36.2	66.7	23.2	10.1	-	
Harrow Road	2.5.02	25.0	17.4	52.2	14.9	15.5	
Hyde Park	2.5.02	24.0	72.3	15.6	12.0	-	
Knightsbridge and Belgravia	2.5.02	22.2	78.0	4.9	9.4	7.8	
Lancaster Gate	2.5.02	24.9	66.5	18.0	15.4	-	
Little Venice	2.5.02	27.7	66.0	21.7	12.3	-	
Maida Vale	2.5.02	32.6	52.7	36.0	11.3	-	
Marylebone High Street	2.5.02	28.1	71.8	14.2	14.0	-	
Queen's Park	2.5.02	26.3	16.9	61.4	11.1	-	SA 10.6
Regent's Park	2.5.02	27.9	60.4	20.5	10.5	-	IND 8.7
St James's	2.5.02	26.4	59.0	19.7	13.1	8.2	
Tachbrook	2.5.02	37.3	62.7	25.0	12.3	-	
Vincent Square	2.5.02	33.0	67.7	19.9	12.4	-	
Warwick	2.5.02	28.5	70.0	15.0	15.0	-	
West End	2.5.02	23.4	64.7	22.2	13.2	-	
Westbourne	2.5.02	22.9	24.4	62.5	13.1	-	
<b>By-elections</b>							
<i>Church Street</i>	<i>4.5.00</i>	<i>31.8</i>	<i>31.1</i>	<i>56.1</i>	<i>12.8</i>	-	
<i>Harrow Road</i>	<i>4.5.00</i>	<i>34.5</i>	<i>25.7</i>	<i>64.0</i>	<i>10.3</i>	-	
<i>Regent's Park</i>	<i>5.4.01</i>	<i>12.0</i>	<i>64.6</i>	<i>29.4</i>	<i>6.0</i>	-	
<i>West End</i>	<i>24.6.99</i>	<i>16.0</i>	<i>65.5</i>	<i>20.2</i>	<i>14.4</i>	-	
<i>Westbourne</i>	<i>10.6.99</i>	<i>24.4</i>	<i>24.3</i>	<i>61.6</i>	<i>14.1</i>	-	

## Results

## Abbey Road

Warner, Judith A.	CON	1,269
Nemeth, Cyril	CON	1,265
Gardner, Kevin A.	CON	1,230
Hoskyns, Katharine M.	LAB	338
Inman, Phillida R.L.	LAB	313
Bell, Robert E.	LD	308
Rendel, Margherita N.	LAB	306
Maxwell, Elizabeth B.	IND	217
Staniland, Michele	IND	148

## Bayswater

Tombolis, Frixos G.	CON	911
Brahams, Michael C.	CON	908
Connell, Brian A.	CON	867
Nolan, Timothy J.	LAB	558
Baston, Lewis S.	LAB	510
Segre, Daphne M.	LAB	475
Beattie, Morag G.	LD	319
Castles, Jacqueline	LD	293
Kendall, Monica E.	LD	275

## Bryanston and Dorset Square

Lewis, Audrey R.	CON	1,157
Keen, Carolyn R.	CON	1,147
Hooper, Angela M.	CON	1,123
Buxton, Brenda J.	LAB	295
Bradby, David H.	LAB	277
Buckland, Derek J.	LAB	264
Batterbee, Alexis G.	LD	260
Seth, Nikhil	LD	232

## Church Street

Grahame, Barbara J.	LAB	969
Mothersdale, Antony G.	LAB	921
Qureshi, Murad	LAB	905
Balcombe, Ian S.	CON	460
Defoe, Daniel G.J.W.N.	CON	450
Garside, Stephen B.	CON	410
Black, Iain	LD	211
Macmahon, Niall	LD	195

## Churchill

Havery, Andrew J.	CON	1,378
Wyatt, John	CON	1,364
Richardson, Sarah L.	CON	1,361
Abercrombie, Josephine	LAB	499
Cavalla, Margaret M.	LAB	486
Cass-Horne, Cass J-C.	LAB	444
Torres, Rhoda M.	LD	214
Bell, Colin J.	LD	211
Holmans, Michael D.	LD	197

## Harrow Road

McKie, Guthrie K.	LAB	1,029
Tabari, Sharan	LAB	952
Ohene-Djan, Josephine S.	LAB	942
Reid, Andrew R.	CON	362
Fox, Jeremy M.	CON	328
Miller, Paul A.	GRE	289
Vaizey, Edward H.B.	CON	287
Foux, Melissa	LD	278

## Hyde Park

Batty, Pamela J.J.	CON	1,095
Mallinson, Anne M.	CON	1,071
Barrow, Colin	CON	1,066
Al-Dhahir, Louis	LAB	250
Wegg-Prosser, Victoria	LAB	236
Bridge, Barbara	LD	231
Ogden, Joseph G.	LAB	212
Mackeith, Elizabeth M.	LD	157
Stansfield, Esther M.	LD	150

## Knightsbridge and Belgravia

Harvey, Angela A.	CON	1,126
Blois, Elizabeth F.M.	CON	1,124
Longworth, Catherine	CON	1,114
Chislett, Tania T.	LD	144
Bryden-Brook, Simon	LD	130
Whitelegge, Angela M.	LD	130
Bewley, Thomas H.	GRE	112
Cavalla, Peter	LAB	74
Forrester, Angela	LAB	72
Eyre, Malwine	LAB	65

**Lancaster Gate**

<b>Burbridge, Susan M.</b>	<b>CON</b>	<b>1,180</b>
<b>Davis, Robert J.</b>	<b>CON</b>	<b>1,160</b>
<b>Milton, Simon H.</b>	<b>CON</b>	<b>1,128</b>
Whitmore, Elizabeth S.	LAB	332
Rea, Tony S.	LAB	310
Gruneberg, Stephen L.	LAB	299
Baring, Susan M.	LD	295
Wilson, Monica	LD	269
Gray, Mark R.	LD	241

**Little Venice**

<b>Caplan, Melvyn B.</b>	<b>CON</b>	<b>1,177</b>
<b>Adams, Ian McL.</b>	<b>CON</b>	<b>1,159</b>
<b>Schmeling, Barbara J.</b>	<b>CON</b>	<b>1,147</b>
O'Donnell, Paul A.	LAB	395
Leaver, Beryl J.	LAB	377
Elsafi, Basma M.A.	LAB	374
Ryan, Michael	LD	236
Dearden, Michael	LD	214
Wardle, Philip J.	LD	199

**Maida Vale**

<b>Prendergast, Janet M.</b>	<b>CON</b>	<b>1,179</b>
<b>Raymond-Cox, Ronald C.M.</b>	<b>CON</b>	<b>1,108</b>
<b>Moss, Alastair M.</b>	<b>CON</b>	<b>1,066</b>
Lancaster, David C.	LAB	780
Hayat, Syed O.	LAB	762
Catterall, Albert M.A.	LAB	745
Couchman, Anne	LD	279
Scott, Robert A.	LD	237
Lutrin, Zena	LD	201

**Marylebone High Street**

<b>Marshall, Harvey C.J.</b>	<b>CON</b>	<b>1,328</b>
<b>Page, Mark L.</b>	<b>CON</b>	<b>1,295</b>
<b>Vearncombe, Michael G.</b>	<b>CON</b>	<b>1,257</b>
Stocker, Susan V.	LD	278
Garside, Mair E.	LAB	264
Garside, Owain R.	LAB	255
Worton, David	LAB	247
Brewin, David R.	LD	246
Sibley, Michael F.O'H.	LD	235

**Queen's Park**

<b>Taylor, Barrie K.</b>	<b>LAB</b>	<b>1,154</b>
<b>Dimoldenberg, Paul H.</b>	<b>LAB</b>	<b>1,122</b>
<b>Qureshi, Mushtaq A.</b>	<b>LAB</b>	<b>1,080</b>
Prendergast, Peter J.	CON	318
Fernandez, Nita M.	CON	317
Phibbs, Richard H.W.N.	CON	291
Wardle, Jonathan J.	LD	219
Kefi, Monia	SA	193
Silver, Bernard	LD	184

**Regent's Park**

<b>Astaire, Daniel P.</b>	<b>CON</b>	<b>1,145</b>
<b>Hampson, Gwyneth A.</b>	<b>CON</b>	<b>1,138</b>
<b>Joiner, Timothy M.</b>	<b>CON</b>	<b>1,079</b>
Denton, Peter F.	LAB	410
Thomas, Joseph R.	LAB	375
Woodgate, David R.	LAB	357
de Ste Croix, Richard J.	LD	207
Hartwell, Herbert R.R.	LD	199
Thompson, Alan W.	LD	177
Qureshi, Nasir	IND	161

**St James's**

<b>Hyams, Louise R.</b>	<b>CON</b>	<b>1,056</b>
<b>Mitchell, Timothy J.</b>	<b>CON</b>	<b>1,034</b>
<b>Nicoll, Alexander J.McD.</b>	<b>CON</b>	<b>977</b>
Ayres, Stephanie M.	LAB	355
Giddings, Lynda	LAB	343
Eyre, Pamela R.	LAB	327
Rossi, Marie-Louise E.	LD	255
Bliss, Nigel G.	LD	199
Budge, Peter	GRE	144
Howitt, Lydia H.	GRE	140

**Tachbrook**

<b>Bradley, Alan</b>	<b>CON</b>	<b>1,451</b>
<b>Evans, Nicholas R.H.</b>	<b>CON</b>	<b>1,377</b>
<b>Schofield, Dominic J.</b>	<b>CON</b>	<b>1,369</b>
Campion, Charles E.	LAB	583
Thomson, William	LAB	548
Dumigan, Michael C.	LAB	543
Hayes, Josephine M.	LD	300
Stevens, John C.C.	LD	249

**Vincent Square**

<b>Sandys, Duncan J.W.</b>	<b>CON</b>	<b>1,351</b>
<b>Chalkley, Danny J.</b>	<b>CON</b>	<b>1,308</b>
<b>Powell-Tuck, Justin D.</b>	<b>CON</b>	<b>1,270</b>
Friel, Steven	LAB	406
Guy, Gillian M.D.	LAB	391
Mathewson, Alen J.	LAB	357
Lang, Margaret	LD	264
Taverne, Janice	LD	230
Hobbins, Kathleen J.	LD	223

**Warwick**

<b>Mitchell, Matthew R.</b>	<b>CON</b>	<b>1,282</b>
<b>Clark, David G.</b>	<b>CON</b>	<b>1,265</b>
<b>Malthouse, Christopher L.</b>	<b>CON</b>	<b>1,259</b>
Gartside, Nicholas J.	LAB	318
Brett-Jones, Anthony T.	LD	283
Dugmore, Keith R.	LD	261
Spencer, Violet R.	LAB	251
Payne, Babette G.	LAB	246

**West End**

<b>Roberts, Glenys M.</b>	<b>CON</b>	<b>949</b>
<b>Wilder, Ian G.</b>	<b>CON</b>	<b>938</b>
<b>Cox, John C.L.</b>	<b>CON</b>	<b>919</b>
Bieda, David	LAB	409
Brookstone, Harold	LAB	340
Hearnden, Richard C.	LAB	214
Pepperrell, Michael J.	LD	198
Steers, Ian	LD	191
Kendrick, Susan M.	LD	182

**Westbourne**

<b>Boothroyd, David</b>	<b>LAB</b>	<b>969</b>
<b>Stockill, Simon P.</b>	<b>LAB</b>	<b>923</b>
<b>d'Cruz, Vinod R.</b>	<b>LAB</b>	<b>908</b>
Story, Alexander P.	CON	399
Agrafiotou, Mary	CON	365
Oteh, Iheoma E.U.	CON	331
Thompson, Martin A.	LD	203
Williams, Anthony P.	LD	202
Williams, Vera G.	LD	181

**By-elections****Westbourne**

10 June 1999

No change

<b>Stockill, Simon P.</b>	<b>LAB</b>	<b>1,139</b>
Oteh, Iheoma E.U.	CON	450
Hall-Matthews, David	LD	261
<i>Resignation of Russell, Nicola (LAB)</i>		

**West End**

24 June 1999

No change

<b>Roberts, Glenys M.</b>	<b>CON</b>	<b>520</b>
Ho, Wing K.	LAB	160
O'Brien, Richard	LD	114
<i>Resignation of Stirling-Gibb, Richard A. (CON)</i>		

**Church Street**

4 May 2000

No change

<b>Mothersdale, Anthony G.</b>	<b>LAB</b>	<b>1,159</b>
Conway, Martin A.	CON	642
Williams, Anthony P.	LD	264
<i>Resignation of Harley, Ron M. (LAB)</i>		

**Harrow Road**

4 May 2000

No change

<b>McKie, Guthrie K.</b>	<b>LAB</b>	<b>1,488</b>
<b>Ohene-Djan, Josephine S.</b>	<b>LAB</b>	<b>1,333</b>
Astaire, Daniel P.	CON	618
Phibbs, Richard H.W.N.	CON	516
Wardle, Philip J.	LD	228

*Resignations of Selbourne, Jillian A. (LAB) and Martin, Gary P. (LAB)***Regent's Park**

5 April 2001

No change

<b>Astaire, Daniel P.</b>	<b>CON</b>	<b>499</b>
Hoskyns, Katharine M.	LAB	227
Wardle, Philip J.	LD	46
<i>Resignation of Djanogly, Jonathan S. (CON)</i>		

## Ward voting statistics

### Notes

The number voting is the number of ballot papers from all sources, included in the count.

The polling station and postal ballot papers are those included in the count.

The categories of reason for rejecting ballot papers are:

- lacking the official mark,
- containing more votes than the number of seats being contested,
- the voter could be identified by writing or marks, and
- unmarked or 'wholly void for uncertainty'.



Ward	Seats	Electorate	Number voting	% poll	Polling stations	Postal
<b>Barking and Dagenham</b>						
Abbey	3	6,706	1,536	22.9	1,486	50
Alibon	3	6,631	1,264	19.1	1,224	40
Becontree	3	7,212	1,229	17.0	1,161	68
Chadwell Heath	3	6,855	1,827	26.7	1,729	98
Eastbrook	3	7,419	1,897	25.6	1,761	136
Eastbury	3	7,255	1,873	25.8	1,796	77
Gascoigne	3	6,086	1,474	24.2	1,424	50
Goresbrook	3	7,107	1,443	20.3	1,366	77
Heath	3	6,951	1,514	21.8	1,436	78
Longbridge	3	7,153	2,115	29.6	2,027	88
Mayesbrook	3	6,655	1,383	20.8	1,290	93
Parsloes	3	6,495	1,295	19.9	1,240	55
River	3	7,160	1,462	20.4	1,368	94
Thames	3	6,144	1,457	23.7	1,395	62
Valence	3	6,568	1,333	20.3	1,257	76
Village	3	6,941	1,552	22.4	1,482	70
Whalebone	3	6,922	1,811	26.2	1,728	83
<b>Barking and Dagenham</b>	<b>51</b>	<b>116,260</b>	<b>26,465</b>	<b>22.8</b>	<b>25,170</b>	<b>1,295</b>
<b>Barnet</b>						
Brunswick Park	3	11,069	4,514	40.8	3,570	944
Burnt Oak	3	9,895	2,409	24.3	1,819	590
Childs Hill	3	11,821	3,481	29.4	2,522	959
Colindale	3	10,306	2,133	20.7	1,626	507
Coppetts	3	11,179	3,551	31.8	2,778	773
East Barnet	3	11,462	4,666	40.7	3,581	1,085
East Finchley	3	10,653	3,740	35.1	2,964	776
Edgware	3	11,131	3,598	32.3	2,824	774
Finchley Church End	3	10,585	3,629	34.3	2,796	833
Garden Suburb	3	10,634	4,042	38.0	3,285	757
Golders Green	3	10,889	4,147	38.1	3,151	996
Hale	3	11,573	4,224	36.5	3,227	997
Hendon	3	11,611	3,537	30.5	2,806	731
High Barnet	3	10,796	4,062	37.6	3,385	677
Mill Hill	3	11,243	4,049	36.0	3,128	921
Oakleigh	3	11,435	3,872	33.9	3,101	771
Totteridge	3	10,319	3,534	34.2	2,782	752
Underhill	3	11,388	4,350	38.2	3,337	1,013
West Finchley	3	10,650	3,776	35.5	2,753	1,023
West Hendon	3	10,727	3,116	29.0	2,298	818
Woodhouse	3	11,427	4,144	36.3	3,186	958
<b>Barnet</b>	<b>63</b>	<b>230,793</b>	<b>78,574</b>	<b>34.0</b>	<b>60,919</b>	<b>17,655</b>

Ward	Rejected ballot papers				Total	Rejected in part	Total valid papers	% valid votes
	Lacking official mark	More votes than entitled	Marked for identification	Unmarked wholly void				
<b>Barking and Dagenham</b>								
Abbey	..	..	..	..	26	0	1,510	98.3
Alibon	..	..	..	..	25	0	1,239	98.0
Becontree	..	..	..	..	28	0	1,201	97.7
Chadwell Heath	..	..	..	..	3	0	1,824	99.8
Eastbrook	..	..	..	..	6	0	1,891	99.7
Eastbury	..	..	..	..	18	0	1,855	99.0
Gascoigne	..	..	..	..	12	0	1,462	99.2
Goresbrook	..	..	..	..	23	0	1,420	98.4
Heath	..	..	..	..	10	0	1,504	99.3
Longbridge	..	..	..	..	13	0	2,102	99.4
Mayesbrook	..	..	..	..	24	0	1,359	98.3
Parsloes	..	..	..	..	24	0	1,271	98.1
River	..	..	..	..	19	0	1,443	98.7
Thames	..	..	..	..	21	0	1,436	98.6
Valence	..	..	..	..	40	0	1,293	97.0
Village	..	..	..	..	10	0	1,542	99.4
Whalebone	..	..	..	..	10	0	1,801	99.4
<b>Barking and Dagenham</b>	<b>..</b>	<b>..</b>	<b>..</b>	<b>..</b>	<b>312</b>	<b>0</b>	<b>26,153</b>	<b>98.8</b>
<b>Barnet</b>								
Brunswick Park	0	1	0	7	8	0	4,506	99.8
Burnt Oak	0	1	0	1	2	0	2,407	99.9
Childs Hill	0	3	1	8	12	0	3,469	99.7
Colindale	0	2	0	8	10	0	2,123	99.5
Coppetts	0	2	0	7	9	0	3,542	99.7
East Barnet	0	0	1	10	11	0	4,655	99.8
East Finchley	0	4	0	6	10	0	3,730	99.7
Edgware	0	3	0	5	8	0	3,590	99.8
Finchley Church End	0	0	0	6	6	0	3,623	99.8
Garden Suburb	0	0	0	0	0	0	4,042	100.0
Golders Green	0	0	0	8	8	0	4,139	99.8
Hale	0	1	1	7	9	0	4,215	99.8
Hendon	1	2	1	2	6	0	3,531	99.8
High Barnet	0	4	0	3	7	0	4,055	99.8
Mill Hill	0	0	0	3	3	0	4,046	99.9
Oakleigh	0	2	1	5	8	0	3,864	99.8
Totteridge	0	1	1	3	5	0	3,529	99.9
Underhill	0	3	1	2	6	0	4,344	99.9
West Finchley	0	2	0	6	8	0	3,768	99.8
West Hendon	0	5	0	2	7	0	3,109	99.8
Woodhouse	4	5	0	1	10	0	4,134	99.8
<b>Barnet</b>	<b>5</b>	<b>41</b>	<b>7</b>	<b>100</b>	<b>153</b>	<b>0</b>	<b>78,421</b>	<b>99.8</b>

Ward	Seats	Electorate	Number voting	% poll	Polling stations	Postal
<b>Bexley</b>						
Barnehurst	3	8,146	3,146	38.6	2,627	519
Belvedere	3	8,018	2,252	28.1	2,095	157
Blackfen and Lamorbey	3	8,019	2,979	37.1	2,608	371
Blendon and Penhill	3	8,241	2,700	32.8	2,393	307
Brampton	3	8,241	3,665	44.5	3,106	559
Christchurch	3	8,205	3,050	37.2	2,497	553
Colyers	3	8,065	3,380	41.9	2,980	400
Cray Meadows	3	8,114	3,479	42.9	2,627	852
Crayford	3	7,677	2,359	30.7	1,991	368
Danson Park	3	8,062	2,986	37.0	2,490	496
East Wickham	3	8,108	2,959	36.5	2,591	368
Erith	3	7,421	1,951	26.3	1,666	285
Falconwood and Welling	3	8,077	3,170	39.2	2,774	396
Lesnes Abbey	3	8,406	3,416	40.6	2,961	455
Longlands	3	7,898	2,827	35.8	2,380	447
North End	3	7,474	2,578	34.5	2,299	279
Northumberland Heath	3	7,860	2,762	35.1	2,532	230
St Mary's	3	8,127	3,214	39.5	2,779	435
St Michael's	3	8,001	2,874	35.9	2,598	276
Sidcup	3	8,354	3,134	37.5	2,663	471
Thamesmead East	3	7,898	1,539	19.5	1,333	206
<b>Bexley</b>	<b>63</b>	<b>168,412</b>	<b>60,420</b>	<b>35.9</b>	<b>51,990</b>	<b>8,430</b>
<b>Brent</b>						
Alperton	3	8,845	3,304	37.4	3,174	130
Barnhill	3	8,984	2,961	33.0	2,715	246
Brondesbury Park	3	8,362	2,464	29.5	2,349	115
Dollis Hill	3	7,917	2,340	29.6	2,259	81
Dudden Hill	3	8,769	2,474	28.2	2,395	79
Fryent	3	8,318	2,675	32.2	2,575	100
Harlesden	3	8,617	1,937	22.5	1,909	28
Kensal Green	3	8,419	1,898	22.5	1,863	35
Kenton	3	8,662	2,991	34.5	2,820	171
Kilburn	3	10,183	2,124	20.9	2,077	47
Mapesbury	3	9,379	2,604	27.8	2,488	116
Northwick Park	3	9,077	2,882	31.8	2,682	200
Preston	3	8,841	2,994	33.9	2,844	150
Queens Park	3	9,338	2,332	25.0	2,266	66
Queensbury	3	9,093	3,286	36.1	3,180	106
Stonebridge	3	9,747	2,315	23.8	2,261	54
Sudbury	3	8,616	3,259	37.8	3,004	255
Tokyngton	3	8,445	2,903	34.4	2,806	97
Welsh Harp	3	8,384	2,819	33.6	2,671	148
Wembley Central	3	8,316	3,315	39.9	2,945	370
Willesden Green	3	8,168	1,815	22.2	1,769	46
<b>Brent</b>	<b>63</b>	<b>184,480</b>	<b>55,692</b>	<b>30.2</b>	<b>53,052</b>	<b>2,640</b>

Ward	Rejected ballot papers					Rejected in part	Total valid papers	% valid votes
	Lacking official mark	More votes than entitled	Marked for identification	Unmarked wholly void	Total			
<b>Bexley</b>								
Barnehurst	0	1	0	5	6	0	3,140	99.8
Belvedere	0	1	0	8	9	0	2,243	99.6
Blackfen and Lamorbey	0	0	0	4	4	0	2,975	99.9
Blendon and Penhill	0	0	0	3	3	0	2,697	99.9
Brampton	0	0	0	1	1	0	3,664	100.0
Christchurch	0	1	0	3	4	0	3,046	99.9
Colyers	0	1	0	3	4	0	3,376	99.9
Cray Meadows	0	0	0	6	6	0	3,473	99.8
Crayford	2	2	0	6	10	0	2,349	99.6
Danson Park	0	4	0	5	9	0	2,977	99.7
East Wickham	0	0	0	3	3	0	2,956	99.9
Erith	0	2	0	3	5	0	1,946	99.7
Falconwood and Welling	0	0	0	4	4	0	3,166	99.9
Lesnes Abbey	0	1	0	6	7	0	3,409	99.8
Longlands	0	0	0	3	3	0	2,824	99.9
North End	0	1	0	3	4	0	2,574	99.8
Northumberland Heath	0	2	0	3	5	0	2,757	99.8
St Mary's	0	0	0	2	2	0	3,212	99.9
St Michael's	0	1	0	10	11	0	2,863	99.6
Sidcup	0	0	0	7	7	0	3,127	99.8
Thamesmead East	0	2	0	3	5	0	1,534	99.7
<b>Bexley</b>	<b>2</b>	<b>19</b>	<b>0</b>	<b>91</b>	<b>112</b>	<b>0</b>	<b>60,308</b>	<b>99.8</b>
<b>Brent</b>								
Alperton	0	4	3	2	9	0	3,295	99.7
Barnhill	0	3	0	5	8	5	2,953	99.7
Brondesbury Park	2	0	3	0	5	0	2,459	99.8
Dollis Hill	4	1	0	1	6	3	2,334	99.7
Dudden Hill	0	5	0	3	8	0	2,466	99.7
Fryent	2	3	1	2	8	0	2,667	99.7
Harlesden	0	1	0	3	4	0	1,933	99.8
Kensal Green	0	5	0	2	7	0	1,891	99.6
Kenton	0	2	1	2	5	0	2,986	99.8
Kilburn	0	2	0	5	7	0	2,117	99.7
Mapesbury	0	1	0	4	5	0	2,599	99.8
Northwick Park	0	1	0	8	9	0	2,873	99.7
Preston	6	3	0	0	9	1	2,985	99.7
Queens Park	0	2	0	5	7	1	2,325	99.7
Queensbury	0	1	0	9	10	3	3,276	99.7
Stonebridge	1	4	0	0	5	0	2,310	99.8
Sudbury	0	4	0	5	9	0	3,250	99.7
Tokyngton	0	10	0	4	14	0	2,889	99.5
Welsh Harp	0	6	0	5	11	2	2,808	99.6
Wembley Central	0	5	2	4	11	23	3,304	99.7
Willesden Green	0	5	0	11	16	9	1,799	99.1
<b>Brent</b>	<b>15</b>	<b>68</b>	<b>10</b>	<b>80</b>	<b>173</b>	<b>47</b>	<b>55,519</b>	<b>99.7</b>

Ward	Seats	Electorate	Number voting	% poll	Polling stations	Postal
<b>Bromley</b>						
Bickley	3	10,964	4,000	36.5	3,655	345
Biggin Hill	2	7,716	2,784	36.1	2,656	128
Bromley Common and Keston	3	10,868	4,216	38.8	3,884	332
Bromley Town	3	11,532	4,077	35.4	3,728	349
Chelsfield and Pratts Bottom	3	10,936	4,594	42.0	4,319	275
Chislehurst	3	11,474	3,972	34.6	3,576	396
Clock House	3	11,428	4,134	36.2	3,859	275
Copers Cope	3	11,183	3,655	32.7	3,325	330
Cray Valley East	3	10,830	2,943	27.2	2,644	299
Cray Valley West	3	11,753	3,338	28.4	3,054	284
Crystal Palace	2	8,032	2,247	28.0	2,008	239
Darwin	1	3,790	1,609	42.5	1,504	105
Farnborough and Crofton	3	11,306	5,174	45.8	4,846	328
Hayes and Coney Hall	3	12,120	4,509	37.2	4,198	311
Kelsey and Eden Park	3	11,126	4,720	42.4	4,336	384
Mottingham and Chislehurst North	2	7,329	2,478	33.8	2,231	247
Orpington	3	11,581	4,842	41.8	4,552	290
Penge and Cator	3	11,603	4,139	35.7	3,835	304
Petts Wood and Knoll	3	10,761	4,556	42.3	4,352	204
Plaistow and Sundridge	3	11,351	3,735	32.9	3,421	314
Shortlands	2	7,508	2,954	39.3	2,692	262
West Wickham	3	11,071	4,495	40.6	4,199	296
<b>Bromley</b>	<b>60</b>	<b>226,262</b>	<b>83,171</b>	<b>36.8</b>	<b>76,874</b>	<b>6,297</b>
<b>Camden</b>						
Belsize	3	8,181	2,600	31.8	2,130	470
Bloomsbury	3	7,416	2,018	27.2	1,629	389
Camden Town with Primrose Hill	3	8,202	2,750	33.5	2,436	314
Cantelowes	3	7,368	1,882	25.5	1,667	215
Fortune Green	3	7,477	2,133	28.5	1,857	276
Frognal and Fitzjohns	3	8,090	2,020	25.0	1,590	430
Gospel Oak	3	7,367	2,161	29.3	1,903	258
Hampstead Town	3	7,438	2,887	38.8	2,448	439
Haverstock	3	7,571	1,868	24.7	1,658	210
Highgate	3	7,936	3,018	38.0	2,647	371
Holborn and Covent Garden	3	8,083	1,978	24.5	1,682	296
Kentish Town	3	8,003	2,345	29.3	2,112	233
Kilburn	3	7,178	1,726	24.0	1,443	283
King's Cross	3	7,729	1,647	21.3	1,439	208
Regent's Park	3	8,074	2,421	30.0	2,139	282
St Pancras and Somers Town	3	7,761	1,824	23.5	1,527	297
Swiss Cottage	3	7,986	2,283	28.6	1,781	502
West Hampstead	3	7,554	2,120	28.1	1,890	230
<b>Camden</b>	<b>54</b>	<b>139,414</b>	<b>39,681</b>	<b>28.5</b>	<b>33,978</b>	<b>5,703</b>

Ward	Rejected ballot papers					Rejected in part	Total valid papers	% valid votes
	Lacking official mark	More votes than entitled	Marked for identification	Unmarked wholly void	Total			
<b>Bromley</b>								
Bickley	0	0	0	13	13	0	3,987	99.7
Biggin Hill	0	0	0	8	8	0	2,776	99.7
Bromley Common and Keston	0	0	0	4	4	0	4,212	99.9
Bromley Town	0	0	0	7	7	0	4,070	99.8
Chelsfield and Pratts Bottom	0	2	0	9	11	0	4,583	99.8
Chislehurst	0	0	0	1	1	0	3,971	100.0
Clock House	0	0	0	16	16	0	4,118	99.6
Copers Cope	1	0	0	8	9	0	3,646	99.8
Cray Valley East	0	1	0	3	4	0	2,939	99.9
Cray Valley West	0	2	1	4	7	0	3,331	99.8
Crystal Palace	0	2	1	5	8	0	2,239	99.6
Darwin	0	1	0	3	4	0	1,605	99.8
Farnborough and Crofton	0	2	0	9	11	0	5,163	99.8
Hayes and Coney Hall	2	0	0	7	9	0	4,500	99.8
Kelsey and Eden Park	0	0	0	5	5	0	4,715	99.9
Mottingham and Chislehurst North	0	0	0	2	2	0	2,476	99.9
Orpington	0	0	0	10	10	0	4,832	99.8
Penge and Cator	1	0	0	21	22	0	4,117	99.5
Petts Wood and Knoll	0	0	0	8	8	0	4,548	99.8
Plaistow and Sundridge	5	1	0	7	13	0	3,722	99.7
Shortlands	0	2	0	4	6	0	2,948	99.8
West Wickham	0	1	0	8	9	0	4,486	99.8
<b>Bromley</b>	<b>9</b>	<b>14</b>	<b>2</b>	<b>162</b>	<b>187</b>	<b>0</b>	<b>82,984</b>	<b>99.8</b>
<b>Camden</b>								
Belsize	0	2	0	2	4	0	2,596	99.8
Bloomsbury	0	1	0	2	3	0	2,015	99.9
Camden Town with Primrose Hill	0	2	0	3	5	0	2,745	99.8
Cantelowes	0	2	4	5	11	0	1,871	99.4
Fortune Green	0	0	2	0	2	0	2,131	99.9
Frogna and Fitzjohns	0	3	0	7	10	0	2,010	99.5
Gospel Oak	8	1	0	3	12	0	2,149	99.4
Hampstead Town	0	2	0	6	8	0	2,879	99.7
Haverstock	0	3	0	1	4	0	1,864	99.8
Highgate	1	1	2	3	7	0	3,011	99.8
Holborn and Covent Garden	0	3	3	0	6	0	1,972	99.7
Kentish Town	4	1	0	2	7	0	2,338	99.7
Kilburn	0	0	0	0	0	0	1,726	100.0
King's Cross	0	6	0	5	11	0	1,636	99.3
Regent's Park	1	2	10	0	13	0	2,408	99.5
St Pancras and Somers Town	0	4	2	6	12	0	1,812	99.3
Swiss Cottage	4	1	0	4	9	0	2,274	99.6
West Hampstead	1	0	0	3	4	0	2,116	99.8
<b>Camden</b>	<b>19</b>	<b>34</b>	<b>23</b>	<b>52</b>	<b>128</b>	<b>0</b>	<b>39,553</b>	<b>99.7</b>

Ward	Seats	Electorate	Number voting	% poll	Polling stations	Postal
<b>Croydon</b>						
Addiscombe	3	11,041	4,014	36.4	3,668	346
Ashburton	3	10,041	3,891	38.8	3,537	354
Bensham Manor	3	10,376	2,984	28.8	2,785	199
Broad Green	3	10,373	2,612	25.2	2,375	237
Coulsdon East	3	9,499	5,108	53.8	4,451	657
Coulsdon West	3	9,752	3,518	36.1	3,162	356
Croham	3	10,639	4,121	38.7	3,638	483
Fairfield	3	10,043	3,676	36.6	3,045	631
Fieldway	2	6,751	1,613	23.9	1,441	172
Heathfield	3	10,047	3,624	36.1	3,241	383
Kenley	3	10,268	3,412	33.2	3,065	347
New Addington	2	7,185	2,047	28.5	1,789	258
Norbury	3	10,595	4,562	43.1	4,022	540
Purley	3	9,858	3,436	34.9	3,050	386
Sanderstead	3	9,493	4,196	44.2	3,917	279
Selhurst	3	10,686	2,692	25.2	2,472	220
Selsdon and Ballards	3	9,321	3,812	40.9	3,531	281
Shirley	3	10,341	3,990	38.6	3,594	396
South Norwood	3	11,096	3,226	29.1	2,944	282
Thornton Heath	3	10,750	3,051	28.4	2,854	197
Upper Norwood	3	10,633	3,683	34.6	3,352	331
Waddon	3	10,415	3,644	35.0	3,156	488
West Thornton	3	10,420	2,797	26.8	2,563	234
Woodside	3	10,526	3,239	30.8	2,982	257
<b>Croydon</b>	<b>70</b>	<b>240,149</b>	<b>82,948</b>	<b>34.5</b>	<b>74,634</b>	<b>8,314</b>
<b>Ealing</b>						
Acton Central	3	9,224	2,406	26.1	2,135	271
Cleveland	3	9,574	3,799	39.7	3,466	333
Dormers Wells	3	8,783	2,352	26.8	2,217	135
Ealing Broadway	3	9,219	2,900	31.5	2,562	338
Ealing Common	3	9,635	3,373	35.0	3,037	336
East Acton	3	9,411	2,801	29.8	2,540	261
Elthorne	3	9,385	2,749	29.3	2,504	245
Greenford Broadway	3	9,528	2,613	27.4	2,356	257
Greenford Green	3	9,454	3,282	34.7	3,081	201
Hanger Hill	3	9,630	3,121	32.4	2,770	351
Hobbayne	3	9,231	2,927	31.7	2,634	293
Lady Margaret	3	9,340	2,583	27.7	2,398	185
North Greenford	3	9,424	3,219	34.2	2,958	261
Northfield	3	9,589	3,370	35.1	3,070	300
Northolt Mandeville	3	9,318	3,120	33.5	2,798	322
Northolt West End	3	9,447	2,490	26.4	2,184	306
Norwood Green	3	8,455	2,539	30.0	2,241	298
Perivale	3	9,536	2,999	31.4	2,807	192
South Acton	3	9,092	2,663	29.3	2,359	304
Southall Broadway	3	9,210	2,849	30.9	2,682	167
Southall Green	3	9,084	2,773	30.5	2,636	137
Southfield	3	9,473	3,105	32.8	2,779	326
Walpole	3	9,275	3,293	35.5	3,031	262
<b>Ealing</b>	<b>69</b>	<b>214,317</b>	<b>67,326</b>	<b>31.4</b>	<b>61,245</b>	<b>6,081</b>

Ward	Rejected ballot papers					Rejected in part	Total valid papers	% valid votes
	Lacking official mark	More votes than entitled	Marked for identification	Unmarked wholly void	Total			
<b>Croydon</b>								
Addiscombe	0	3	0	13	16	0	3,998	99.6
Ashburton	0	1	0	8	9	0	3,882	99.8
Bensham Manor	0	5	2	10	17	4	2,967	99.4
Broad Green	0	9	1	13	23	0	2,589	99.1
Coulsdon East	0	3	0	3	6	1	5,102	99.9
Coulsdon West	0	0	0	5	5	1	3,513	99.9
Croham	0	6	1	5	12	0	4,109	99.7
Fairfield	0	1	0	8	9	0	3,667	99.8
Fieldway	0	0	0	7	7	0	1,606	99.6
Heathfield	0	3	3	17	23	0	3,601	99.4
Kenley	0	4	1	4	9	0	3,403	99.7
New Addington	0	1	0	6	7	0	2,040	99.7
Norbury	0	3	2	7	12	0	4,550	99.7
Purley	0	0	0	6	6	0	3,430	99.8
Sanderstead	0	5	0	3	8	0	4,188	99.8
Selhurst	7	0	0	0	7	0	2,685	99.7
Selsdon and Ballards	0	0	0	4	4	0	3,808	99.9
Shirley	0	6	0	8	14	0	3,976	99.6
South Norwood	0	0	0	0	0	0	3,226	100.0
Thornton Heath	0	2	0	8	10	0	3,041	99.7
Upper Norwood	0	3	0	7	10	0	3,673	99.7
Waddon	0	2	2	5	9	12	3,635	99.8
West Thornton	0	3	0	4	7	1	2,790	99.7
Woodside	0	3	0	9	12	0	3,227	99.6
<b>Croydon</b>	<b>7</b>	<b>63</b>	<b>12</b>	<b>160</b>	<b>242</b>	<b>19</b>	<b>82,706</b>	<b>99.7</b>
<b>Ealing</b>								
Acton Central	0	0	1	6	7	0	2,399	99.7
Cleveland	0	1	2	0	3	0	3,796	99.9
Dormers Wells	0	7	0	4	11	0	2,341	99.5
Ealing Broadway	0	2	0	5	7	0	2,893	99.8
Ealing Common	0	2	0	4	6	0	3,367	99.8
East Acton	0	7	0	7	14	0	2,787	99.5
Elthorne	0	6	0	7	13	0	2,736	99.5
Greenford Broadway	0	3	0	6	9	0	2,604	99.7
Greenford Green	0	5	1	6	12	0	3,270	99.6
Hanger Hill	0	4	0	6	10	0	3,111	99.7
Hobbayne	1	1	0	3	5	0	2,922	99.8
Lady Margaret	0	6	0	6	12	0	2,571	99.5
North Greenford	0	5	1	5	11	0	3,208	99.7
Northfield	0	0	0	3	3	0	3,367	99.9
Northolt Mandeville	0	0	0	8	8	0	3,112	99.7
Northolt West End	0	0	0	5	5	0	2,485	99.8
Norwood Green	0	0	0	0	0	0	2,539	100.0
Perivale	0	4	0	5	9	0	2,990	99.7
South Acton	0	0	0	7	7	0	2,656	99.7
Southall Broadway	0	6	0	10	16	0	2,833	99.4
Southall Green	0	7	0	7	14	0	2,759	99.5
Southfield	0	3	0	3	6	0	3,099	99.8
Walpole	0	0	0	6	6	0	3,287	99.8
<b>Ealing</b>	<b>1</b>	<b>69</b>	<b>5</b>	<b>119</b>	<b>194</b>	<b>0</b>	<b>67,132</b>	<b>99.7</b>



Ward	Seats	Electorate	Number voting	% poll	Polling stations	Postal
<b>Enfield</b>						
Bowes	3	8,748	2,513	28.7	2,403	110
Bush Hill Park	3	10,205	3,978	39.0	3,724	254
Chase	3	9,299	3,420	36.8	3,193	227
Cockfosters	3	10,150	3,442	33.9	3,169	273
Edmonton Green	3	9,264	2,326	25.1	2,194	132
Enfield Highway	3	9,753	2,900	29.7	2,707	193
Enfield Lock	3	9,261	2,928	31.6	2,763	165
Grange	3	9,548	4,102	43.0	3,858	244
Haselbury	3	9,536	2,633	27.6	2,542	91
Highlands	3	9,867	4,081	41.4	3,783	298
Jubilee	3	9,245	2,989	32.3	2,892	97
Lower Edmonton	3	8,918	2,564	28.8	2,471	93
Palmers Green	3	9,726	3,437	35.3	3,143	294
Ponders End	3	9,578	2,421	25.3	2,250	171
Southbury	3	9,201	2,931	31.9	2,741	190
Southgate	3	9,492	3,351	35.3	3,033	318
Southgate Green	3	10,118	3,796	37.5	3,508	288
Town	3	10,731	4,524	42.2	4,233	291
Turkey Street	3	9,131	3,100	34.0	2,819	281
Upper Edmonton	3	9,879	2,571	26.0	2,478	93
Winchmore Hill	3	10,065	3,971	39.5	3,645	326
<b>Enfield</b>	<b>63</b>	<b>201,715</b>	<b>67,978</b>	<b>33.7</b>	<b>63,549</b>	<b>4,429</b>
<b>Greenwich</b>						
Abbey Wood	3	9,619	2,281	23.7	1,983	298
Blackheath Westcombe	3	9,357	3,662	39.1	3,204	458
Charlton	3	9,447	2,705	28.6	2,358	347
Coldharbour and New Eltham	3	9,404	3,445	36.6	2,932	513
Eltham North	3	9,413	4,182	44.4	3,734	448
Eltham South	3	9,433	3,471	36.8	2,950	521
Eltham West *	3	9,562	2,934	30.7	...	2,934
Glyndon	3	9,231	2,124	23.0	1,824	300
Greenwich West	3	8,762	2,342	26.7	2,084	258
Kidbrooke with Hornfair	3	9,220	2,484	26.9	2,073	411
Middle Park and Sutcliffe	3	9,501	3,347	35.2	2,776	571
Peninsula	3	7,567	2,045	27.0	1,876	169
Plumstead	3	9,671	2,461	25.4	2,126	335
Shooters Hill	3	9,513	3,016	31.7	2,573	443
Thamesmead Moorings	3	8,335	1,516	18.2	1,276	240
Woolwich Common *	3	9,287	2,666	28.7	...	2,666
Woolwich Riverside	3	8,731	1,988	22.8	1,719	269
<b>Greenwich</b>	<b>51</b>	<b>156,053</b>	<b>46,669</b>	<b>29.9</b>	<b>35,488</b>	<b>11,181</b>

\* Voting by postal ballot only in Eltham West and Woolwich Common wards.

Ward	Rejected ballot papers					Rejected in part	Total valid papers	% valid votes
	Lacking official mark	More votes than entitled	Marked for identification	Unmarked wholly void	Total			
<b>Enfield</b>								
Bowes	0	0	0	0	0	0	2,513	100.0
Bush Hill Park	0	7	0	5	12	0	3,966	99.7
Chase	0	2	0	7	9	0	3,411	99.7
Cockfosters	0	10	0	20	30	0	3,412	99.1
Edmonton Green	0	5	0	5	10	0	2,316	99.6
Enfield Highway	0	1	0	10	11	0	2,889	99.6
Enfield Lock	0	7	0	10	17	0	2,911	99.4
Grange	0	0	0	0	0	0	4,102	100.0
Haselbury	0	12	1	20	33	0	2,600	98.7
Highlands	0	0	0	0	0	0	4,081	100.0
Jubilee	0	13	0	12	25	0	2,964	99.2
Lower Edmonton	0	0	0	6	6	0	2,558	99.8
Palmers Green	0	6	0	12	18	0	3,419	99.5
Ponders End	0	2	0	8	10	0	2,411	99.6
Southbury	0	0	0	0	0	0	2,931	100.0
Southgate	0	0	0	0	0	0	3,351	100.0
Southgate Green	0	23	0	10	33	0	3,763	99.1
Town	0	7	0	0	7	0	4,517	99.8
Turkey Street	0	2	0	7	9	0	3,091	99.7
Upper Edmonton	0	21	0	18	39	0	2,532	98.5
Winchmore Hill	0	0	0	0	0	0	3,971	100.0
<b>Enfield</b>	<b>0</b>	<b>118</b>	<b>1</b>	<b>150</b>	<b>269</b>	<b>0</b>	<b>67,709</b>	<b>99.6</b>
<b>Greenwich</b>								
Abbey Wood	0	0	0	9	9	0	2,272	99.6
Blackheath Westcombe	14	0	0	7	21	0	3,641	99.4
Charlton	0	3	0	3	6	0	2,699	99.8
Coldharbour and New Eltham	0	1	0	12	13	0	3,432	99.6
Eltham North	0	3	0	5	8	0	4,174	99.8
Eltham South	0	1	0	12	13	0	3,458	99.6
Eltham West *	0	0	0	6	6	0	2,928	99.8
Glyndon	0	2	0	13	15	0	2,109	99.3
Greenwich West	5	0	0	7	12	0	2,330	99.5
Kidbrooke with Hornfair	0	1	0	6	7	0	2,477	99.7
Middle Park and Sutcliffe	0	0	0	5	5	0	3,342	99.9
Peninsula	0	6	0	10	16	0	2,029	99.2
Plumstead	0	0	0	7	7	0	2,454	99.7
Shooters Hill	0	4	0	8	12	0	3,004	99.6
Thamesmead Moorings	0	0	0	9	9	0	1,507	99.4
Woolwich Common *	0	2	0	5	7	0	2,659	99.7
Woolwich Riverside	0	0	0	9	9	0	1,979	99.5
<b>Greenwich</b>	<b>19</b>	<b>23</b>	<b>0</b>	<b>133</b>	<b>175</b>	<b>0</b>	<b>46,494</b>	<b>99.6</b>

\* Voting by postal ballot only in Eltham West and Woolwich Common wards.

Ward	Seats	Electorate	Number voting	% poll	Polling stations	Postal
<b>Hackney *</b>						
Brownswood	3	7,172	1,898	26.5	...	1,898
Cazenove	3	6,808	2,443	35.9	...	2,443
Chatham	3	6,901	1,886	27.3	...	1,886
Clissold	3	7,212	2,149	29.8	...	2,149
Dalston	3	7,007	1,994	28.5	...	1,994
De Beauvoir	3	6,843	1,867	27.3	...	1,867
Hackney Central	3	6,983	2,105	30.1	...	2,105
Hackney Downs	3	6,983	1,910	27.4	...	1,910
Haggerston	3	7,057	2,111	29.9	...	2,111
Hoxton	3	7,709	1,728	22.4	...	1,728
King's Park	3	6,514	1,956	30.0	...	1,956
Leabridge	3	6,696	1,879	28.1	...	1,879
Lordship	3	6,446	2,750	42.7	...	2,750
New River	3	6,710	2,070	30.8	...	2,070
Queensbridge	3	6,847	2,064	30.1	...	2,064
Springfield	3	6,159	2,175	35.3	...	2,175
Stoke Newington Central	3	6,923	2,303	33.3	...	2,303
Victoria	3	7,785	2,443	31.4	...	2,443
Wick	3	6,814	1,811	26.6	...	1,811
<b>Hackney</b>	<b>57</b>	<b>131,569</b>	<b>39,542</b>	<b>30.1</b>	<b>...</b>	<b>39,542</b>
<b>Hammersmith and Fulham</b>						
Addison	3	7,931	2,371	29.9	2,039	332
Askew	3	8,196	2,182	26.6	2,006	176
Avonmore and Brook Green	3	8,078	2,754	34.1	2,277	477
College Park and Old Oak	2	4,743	1,177	24.8	1,069	108
Fulham Broadway	3	7,236	2,733	37.8	2,310	423
Fulham Reach	3	7,510	2,575	34.3	2,200	375
Hammersmith Broadway	3	7,577	2,146	28.3	1,889	257
Munster	3	7,590	2,068	27.2	1,654	414
North End	3	7,753	2,566	33.1	2,164	402
Palace Riverside	2	5,400	2,190	40.6	1,679	511
Parsons Green and Walham	3	7,283	2,487	34.1	1,929	558
Ravenscourt Park	3	6,872	3,128	45.5	2,667	461
Sands End	3	6,886	2,598	37.7	2,126	472
Shepherd's Bush Green	3	7,246	1,899	26.2	1,739	160
Town	3	7,143	1,962	27.5	1,552	410
Wormholt and White City	3	7,652	1,962	25.6	1,803	159
<b>Hammersmith and Fulham</b>	<b>46</b>	<b>115,096</b>	<b>36,798</b>	<b>32.0</b>	<b>31,103</b>	<b>5,695</b>

\* Voting by postal ballot only in Hackney. A large number (2,400) ballot papers were rejected because of invalid or missing declarations of identity. Had these been included in the count the overall poll would have been 31.9%. However, in all other authorities, postal votes with missing or invalid declarations are excluded from the count. A further 900 papers were collected by Royal Mail postmarked 2 to 8 May. If these had been received by close of poll the turnout would have increased again to 32.6%.

Ward	Rejected ballot papers					Rejected in part	Total valid papers	% valid votes
	Lacking official mark	More votes than entitled	Marked for identification	Unmarked wholly void	Total			
<b>Hackney *</b>								
Brownswood	0	5	0	11	16	0	1,882	99.2
Cazenove	0	9	0	14	23	0	2,420	99.1
Chatham	0	9	0	23	32	0	1,854	98.3
Clissold	0	23	0	16	39	0	2,110	98.2
Dalston	0	8	0	20	28	0	1,966	98.6
De Beauvoir	0	6	0	21	27	0	1,840	98.6
Hackney Central	0	8	0	16	24	0	2,081	98.9
Hackney Downs	0	7	1	20	28	0	1,882	98.5
Haggerston	0	9	0	16	25	0	2,086	98.8
Hoxton	0	5	13	17	35	0	1,693	98.0
King's Park	0	8	1	18	27	0	1,929	98.6
Leabridge	0	7	0	18	25	0	1,854	98.7
Lordship	0	5	0	13	18	0	2,732	99.3
New River	0	16	0	15	31	0	2,039	98.5
Queensbridge	0	5	0	16	21	0	2,043	99.0
Springfield	0	18	1	18	37	0	2,138	98.3
Stoke Newington Central	0	11	0	12	23	0	2,280	99.0
Victoria	0	11	0	15	26	0	2,417	98.9
Wick	0	8	1	11	20	0	1,791	98.9
<b>Hackney</b>	<b>0</b>	<b>178</b>	<b>17</b>	<b>310</b>	<b>505</b>	<b>0</b>	<b>39,037</b>	<b>98.7</b>
<b>Hammersmith and Fulham</b>								
Addison	0	2	0	5	7	0	2,364	99.7
Askew	1	1	1	6	9	0	2,173	99.6
Avonmore and Brook Green	0	1	0	6	7	0	2,747	99.7
College Park and Old Oak	0	3	0	3	6	0	1,171	99.5
Fulham Broadway	0	1	2	9	12	0	2,721	99.6
Fulham Reach	0	0	0	9	9	0	2,566	99.7
Hammersmith Broadway	0	0	0	9	9	0	2,137	99.6
Munster	0	0	0	4	4	0	2,064	99.8
North End	0	2	0	14	16	0	2,550	99.4
Palace Riverside	0	4	0	0	4	0	2,186	99.8
Parsons Green and Walham	0	1	0	9	10	0	2,477	99.6
Ravenscourt Park	0	1	1	9	11	0	3,117	99.6
Sands End	17	2	1	7	27	0	2,571	99.0
Shepherd's Bush Green	0	5	0	8	13	0	1,886	99.3
Town	0	0	1	2	3	0	1,959	99.8
Wormholt and White City	0	2	1	2	5	0	1,957	99.7
<b>Hammersmith and Fulham</b>	<b>18</b>	<b>25</b>	<b>7</b>	<b>102</b>	<b>152</b>	<b>0</b>	<b>36,646</b>	<b>99.6</b>

\* Voting by postal ballot only in Hackney. A large number (2,400) ballot papers were rejected because of invalid or missing declarations of identity. Had these been included in the count the overall poll would have been 31.9%. However, in all other authorities, postal votes with missing or invalid declarations are excluded from the count. A further 900 papers were collected by Royal Mail postmarked 2 to 8 May. If these had been received by close of poll the turnout would have increased again to 32.6%.

Ward	Seats	Electorate	Number voting	% poll	Polling stations	Postal
<b>Haringey</b>						
Alexandra	3	7,963	3,465	43.5	3,186	279
Bounds Green	3	7,734	2,076	26.8	1,826	250
Bruce Grove	3	7,866	1,822	23.2	1,581	241
Crouch End	3	8,547	2,743	32.1	2,458	285
Fortis Green	3	8,080	3,188	39.5	2,835	353
Harringay	3	7,952	2,058	25.9	1,903	155
Highgate	3	7,928	2,810	35.4	2,436	374
Hornsey	3	7,579	2,068	27.3	1,845	223
Muswell Hill	3	7,843	3,067	39.1	2,754	313
Noel Park	3	7,989	1,849	23.1	1,675	174
Northumberland Park	3	7,479	1,461	19.5	1,231	230
St Ann's	3	7,864	1,845	23.5	1,682	163
Seven Sisters	3	8,111	1,764	21.7	1,568	196
Stroud Green	3	8,068	2,441	30.3	2,255	186
Tottenham Green	3	7,737	1,738	22.5	1,511	227
Tottenham Hale	3	7,775	1,681	21.6	1,438	243
West Green	3	7,598	1,926	25.3	1,703	223
White Hart Lane	3	7,589	1,706	22.5	1,457	249
Woodside	3	8,028	2,197	27.4	1,954	243
<b>Haringey</b>	<b>57</b>	<b>149,730</b>	<b>41,905</b>	<b>28.0</b>	<b>37,298</b>	<b>4,607</b>
<b>Harrow</b>						
Belmont	3	7,658	2,374	31.0	2,286	88
Canons	3	8,226	2,596	31.6	2,434	162
Edgware	3	7,323	2,138	29.2	2,082	56
Greenhill	3	7,209	1,991	27.6	1,861	130
Harrow on the Hill	3	7,446	2,580	34.6	2,426	154
Harrow Weald	3	7,863	2,698	34.3	2,500	198
Hatch End	3	7,909	2,435	30.8	2,314	121
Headstone North	3	7,393	2,818	38.1	2,681	137
Headstone South	3	7,378	2,300	31.2	2,195	105
Kenton East	3	7,451	2,398	32.2	2,313	85
Kenton West	3	7,924	2,446	30.9	2,383	63
Marlborough	3	7,423	2,041	27.5	1,951	90
Pinner	3	7,582	2,418	31.9	2,234	184
Pinner South	3	7,504	2,718	36.2	2,597	121
Queensbury	3	7,692	2,170	28.2	2,062	108
Rayners Lane	3	7,508	2,693	35.9	2,571	122
Roxbourne	3	7,506	1,901	25.3	1,806	95
Roxeth	3	7,532	2,175	28.9	2,042	133
Stanmore Park	3	7,551	2,406	31.9	2,248	158
Wealdstone	3	6,867	2,087	30.4	1,992	95
West Harrow	3	7,250	2,481	34.2	2,349	132
<b>Harrow</b>	<b>63</b>	<b>158,195</b>	<b>49,864</b>	<b>31.5</b>	<b>47,327</b>	<b>2,537</b>

Ward	Rejected ballot papers					Rejected in part	Total valid papers	% valid votes
	Lacking official mark	More votes than entitled	Marked for identification	Unmarked wholly void	Total			
<b>Haringey</b>								
Alexandra	0	0	0	9	9	0	3,456	99.7
Bounds Green	0	5	0	10	15	0	2,061	99.3
Bruce Grove	0	4	0	3	7	0	1,815	99.6
Crouch End	0	0	0	7	7	0	2,736	99.7
Fortis Green	0	0	0	5	5	0	3,183	99.8
Harringay	0	4	0	6	10	0	2,048	99.5
Highgate	0	0	0	3	3	0	2,807	99.9
Hornsey	0	1	0	8	9	0	2,059	99.6
Muswell Hill	0	0	0	2	2	0	3,065	99.9
Noel Park	0	2	0	7	9	0	1,840	99.5
Northumberland Park	0	4	1	0	5	0	1,456	99.7
St Ann's	0	0	0	2	2	0	1,843	99.9
Seven Sisters	0	0	0	3	3	0	1,761	99.8
Stroud Green	0	0	0	7	7	0	2,434	99.7
Tottenham Green	0	1	0	5	6	0	1,732	99.7
Tottenham Hale	0	3	0	5	8	0	1,673	99.5
West Green	0	0	0	7	7	0	1,919	99.6
White Hart Lane	0	2	0	5	7	0	1,699	99.6
Woodside	0	3	0	3	6	0	2,191	99.7
<b>Haringey</b>	<b>0</b>	<b>29</b>	<b>1</b>	<b>97</b>	<b>127</b>	<b>0</b>	<b>41,778</b>	<b>99.7</b>
<b>Harrow</b>								
Belmont	0	1	0	36	37	0	2,337	98.4
Canons	0	1	0	9	10	0	2,586	99.6
Edgware	2	1	0	4	7	0	2,131	99.7
Greenhill	0	2	0	19	21	0	1,970	98.9
Harrow on the Hill	0	2	0	33	35	0	2,545	98.6
Harrow Weald	0	0	0	8	8	0	2,690	99.7
Hatch End	0	0	0	12	12	0	2,423	99.5
Headstone North	0	0	0	20	20	0	2,798	99.3
Headstone South	0	2	0	17	19	0	2,281	99.2
Kenton East	0	5	0	15	20	0	2,378	99.2
Kenton West	0	0	0	15	15	0	2,431	99.4
Marlborough	0	7	0	20	27	1	2,014	98.7
Pinner	0	0	0	24	24	0	2,394	99.0
Pinner South	0	4	1	23	28	0	2,690	99.0
Queensbury	0	3	0	12	15	0	2,155	99.3
Rayners Lane	0	2	0	33	35	5	2,658	98.7
Roxbourne	0	0	0	9	9	0	1,892	99.5
Roxeth	0	2	0	21	23	0	2,152	98.9
Stanmore Park	0	0	0	15	15	0	2,391	99.4
Wealdstone	0	0	0	33	33	0	2,054	98.4
West Harrow	0	6	0	21	27	0	2,454	98.9
<b>Harrow</b>	<b>2</b>	<b>38</b>	<b>1</b>	<b>399</b>	<b>440</b>	<b>6</b>	<b>49,424</b>	<b>99.1</b>

Ward	Seats	Electorate	Number voting	% poll	Polling stations	Postal
<b>Havering *</b>						
Brooklands	3	10,056	4,068	40.5	...	4,068
Cranham	3	9,914	5,806	58.6	...	5,806
Elm Park	3	9,526	4,059	42.6	...	4,059
Emerson Park	3	9,248	4,551	49.2	...	4,551
Gooshays	3	10,221	3,650	35.7	...	3,650
Hacton	3	9,847	4,641	47.1	...	4,641
Harold Wood	3	9,699	4,518	46.6	...	4,518
Havering Park	3	9,400	3,779	40.2	...	3,779
Heaton	3	9,221	3,532	38.3	...	3,532
Hylands	3	9,553	4,114	43.1	...	4,114
Mawneys	3	9,610	4,202	43.7	...	4,202
Pettits	3	10,131	5,337	52.7	...	5,337
Rainham and Wennington	3	9,346	4,074	43.6	...	4,074
Romford Town	3	10,433	4,227	40.5	...	4,227
St Andrew's	3	10,114	3,875	38.3	...	3,875
South Hornchurch	3	9,396	4,441	47.3	...	4,441
Squirrel's Heath	3	10,215	4,569	44.7	...	4,569
Upminster	3	10,317	5,832	56.5	...	5,832
<b>Havering</b>	<b>54</b>	<b>176,247</b>	<b>79,275</b>	<b>45.0</b>	<b>...</b>	<b>79,275</b>
<b>Hillingdon</b>						
Barnhill	3	8,141	2,418	29.7	2,244	174
Botwell	3	8,828	2,493	28.2	2,351	142
Brunel	3	8,347	2,239	26.8	2,038	201
Cavendish	3	8,371	3,512	42.0	3,247	265
Charville	3	8,259	2,919	35.3	2,768	151
Eastcote and East Ruislip	3	8,914	3,562	40.0	3,316	246
Harefield	2	5,292	2,061	38.9	1,917	144
Heathrow Villages	3	7,725	2,306	29.9	2,168	138
Hillingdon East	3	8,531	3,192	37.4	2,899	293
Ickenham	3	7,770	3,309	42.6	3,100	209
Manor	3	8,236	3,671	44.6	3,379	292
Northwood	3	7,998	2,492	31.2	2,200	292
Northwood Hills	3	8,349	2,536	30.4	2,223	313
Pinkwell	3	8,560	2,437	28.5	2,294	143
South Ruislip	3	7,952	2,749	34.6	2,553	196
Townfield	3	8,560	2,404	28.1	2,184	220
Uxbridge North	3	8,660	2,825	32.6	2,547	278
Uxbridge South	3	8,918	2,771	31.1	2,538	233
West Drayton	3	8,801	3,077	35.0	2,685	392
West Ruislip	3	7,561	2,614	34.6	2,336	278
Yeading	3	8,106	2,163	26.7	2,050	113
Yiewsley	3	8,251	2,260	27.4	2,073	187
<b>Hillingdon</b>	<b>65</b>	<b>180,130</b>	<b>60,010</b>	<b>33.3</b>	<b>55,110</b>	<b>4,900</b>

\* Voting by postal ballot only in Havering.

Ward	Rejected ballot papers					Rejected in part	Total valid papers	% valid votes
	Lacking official mark	More votes than entitled	Marked for identification	Unmarked wholly void	Total			
<b>Havering *</b>								
Brooklands	0	0	0	8	8	0	4,060	99.8
Cranham	0	0	0	17	17	0	5,789	99.7
Elm Park	0	3	0	12	15	0	4,044	99.6
Emerson Park	0	0	0	12	12	0	4,539	99.7
Gooshays	0	2	5	13	20	0	3,630	99.5
Hacton	0	0	0	5	5	0	4,636	99.9
Harold Wood	0	1	3	10	14	0	4,504	99.7
Havering Park	0	1	0	17	18	0	3,761	99.5
Heaton	0	0	0	16	16	0	3,516	99.5
Hylands	0	0	0	12	12	0	4,102	99.7
Mawneys	0	1	0	15	16	0	4,186	99.6
Pettits	0	2	0	9	11	0	5,326	99.8
Rainham and Wennington	0	0	0	7	7	0	4,067	99.8
Romford Town	0	0	0	11	11	0	4,216	99.7
St Andrew's	0	0	0	17	17	0	3,858	99.6
South Hornchurch	0	4	0	3	7	0	4,434	99.8
Squirrel's Heath	0	0	0	14	14	0	4,555	99.7
Upminster	0	0	2	10	12	0	5,820	99.8
<b>Havering</b>	<b>0</b>	<b>14</b>	<b>10</b>	<b>208</b>	<b>232</b>	<b>0</b>	<b>79,043</b>	<b>99.7</b>
<b>Hillingdon</b>								
Barnhill	0	3	0	1	4	0	2,414	99.8
Botwell	0	1	1	8	10	0	2,483	99.6
Brunel	0	0	0	1	1	1	2,238	100.0
Cavendish	0	0	0	10	10	0	3,502	99.7
Charville	0	4	0	0	4	0	2,915	99.9
Eastcote and East Ruislip	0	0	0	12	12	0	3,550	99.7
Harefield	0	2	0	1	3	0	2,058	99.9
Heathrow Villages	2	0	0	2	4	0	2,302	99.8
Hillingdon East	0	0	0	13	13	0	3,179	99.6
Ickenham	0	0	0	6	6	0	3,303	99.8
Manor	0	0	0	4	4	0	3,667	99.9
Northwood	0	0	0	8	8	0	2,484	99.7
Northwood Hills	0	0	0	10	10	0	2,526	99.6
Pinkwell	0	0	1	6	7	0	2,430	99.7
South Ruislip	0	0	0	6	6	0	2,743	99.8
Townfield	0	1	0	4	5	0	2,399	99.8
Uxbridge North	0	4	0	3	7	0	2,818	99.8
Uxbridge South	0	0	0	7	7	0	2,764	99.7
West Drayton	0	3	0	8	11	0	3,066	99.6
West Ruislip	0	0	0	9	9	0	2,605	99.7
Yeading	0	1	0	5	6	0	2,157	99.7
Yiewsley	0	4	0	6	10	7	2,250	99.6
<b>Hillingdon</b>	<b>2</b>	<b>23</b>	<b>2</b>	<b>130</b>	<b>157</b>	<b>8</b>	<b>59,853</b>	<b>99.7</b>

\* Voting by postal ballot only in Havering.



Ward	Seats	Electorate	Number voting	% poll	Polling stations	Postal
<b>Hounslow</b>						
Bedfont	3	8,021	2,258	28.2	1,944	314
Brentford	3	8,116	2,439	30.1	2,131	308
Chiswick Homefields	3	8,070	2,623	32.5	2,282	341
Chiswick Riverside	3	8,231	2,563	31.1	2,213	350
Cranford	3	8,000	2,719	34.0	1,924	795
Feltham North	3	7,941	2,117	26.7	1,781	336
Feltham West	3	8,001	1,641	20.5	1,416	225
Hanworth	3	7,908	1,896	24.0	1,641	255
Hanworth Park	3	7,821	2,136	27.3	1,824	312
Heston Central	3	8,157	2,472	30.3	1,976	496
Heston East	3	8,088	2,257	27.9	1,942	315
Heston West	3	7,954	2,375	29.9	1,767	608
Hounslow Central	3	8,177	2,096	25.6	1,778	318
Hounslow Heath		3 seats uncontested (electorate - 8,309)				
Hounslow South	3	7,978	2,922	36.6	2,698	224
Hounslow West	3	8,049	2,123	26.4	1,898	225
Isleworth	3	8,018	2,323	29.0	2,020	303
Osterley and Spring Grove	3	8,565	2,625	30.6	2,352	273
Syon	3	7,245	2,311	31.9	2,009	302
Turnham Green	3	8,236	2,390	29.0	2,060	330
<b>Hounslow (excluding Hounslow Heath)</b>	<b>57</b>	<b>152,576</b>	<b>44,286</b>	<b>29.0</b>	<b>37,656</b>	<b>6,630</b>
<b>Islington</b>						
Barnsbury	3	7,737	2,163	28.0	2,057	106
Bunhill	3	8,109	1,678	20.7	1,605	73
Caledonian	3	8,221	2,240	27.2	2,119	121
Canonbury	3	7,877	2,109	26.8	1,993	116
Clerkenwell	3	8,241	2,057	25.0	1,957	100
Finsbury Park	3	8,385	1,676	20.0	1,633	43
Highbury East	3	7,963	2,654	33.3	2,554	100
Highbury West	3	8,560	2,219	25.9	2,157	62
Hillrise	3	8,209	2,493	30.4	2,405	88
Holloway	3	7,892	2,120	26.9	1,981	139
Junction	3	8,039	2,459	30.6	2,336	123
Mildmay	3	8,309	2,070	24.9	1,999	71
St George's	3	8,371	2,670	31.9	2,566	104
St Mary's	3	8,083	2,309	28.6	2,172	137
St Peter's	3	8,117	2,102	25.9	1,985	117
Tollington	3	8,660	2,212	25.5	2,144	68
<b>Islington</b>	<b>48</b>	<b>130,773</b>	<b>35,231</b>	<b>26.9</b>	<b>33,663</b>	<b>1,568</b>

Ward	Rejected ballot papers					Rejected in part	Total valid papers	% valid votes
	Lacking official mark	More votes than entitled	Marked for identification	Unmarked wholly void	Total			
<b>Hounslow</b>								
Bedfont	0	1	0	4	5	0	2,253	99.8
Brentford	0	1	0	2	3	0	2,436	99.9
Chiswick Homefields	0	3	1	2	6	0	2,617	99.8
Chiswick Riverside	0	0	0	4	4	0	2,559	99.8
Cranford	0	2	0	5	7	0	2,712	99.7
Feltham North	0	0	0	5	5	0	2,112	99.8
Feltham West	0	2	0	4	6	0	1,635	99.6
Hanworth	0	1	0	5	6	0	1,890	99.7
Hanworth Park	0	0	0	6	6	0	2,130	99.7
Heston Central	0	0	0	5	5	0	2,467	99.8
Heston East	0	0	0	7	7	0	2,250	99.7
Heston West	0	2	0	4	6	0	2,369	99.7
Hounslow Central	0	3	0	8	11	0	2,085	99.5
Hounslow Heath				3 seats uncontested				
Hounslow South	0	0	0	4	4	0	2,918	99.9
Hounslow West	0	2	0	7	9	0	2,114	99.6
Isleworth	0	0	0	4	4	0	2,319	99.8
Osterley and Spring Grove	0	0	0	4	4	0	2,621	99.8
Syon	0	1	0	5	6	0	2,305	99.7
Turnham Green	0	2	0	4	6	0	2,384	99.7
<b>Hounslow (excluding Hounslow Heath)</b>	<b>0</b>	<b>20</b>	<b>1</b>	<b>89</b>	<b>110</b>	<b>0</b>	<b>44,176</b>	<b>99.8</b>
<b>Islington</b>								
Barnsbury	0	1	0	5	6	0	2,157	99.7
Bunhill	0	0	0	1	1	0	1,677	99.9
Caledonian	0	1	0	4	5	0	2,235	99.8
Canonbury	0	1	0	3	4	0	2,105	99.8
Clerkenwell	0	2	0	0	2	0	2,055	99.9
Finsbury Park	0	0	0	15	15	0	1,661	99.1
Highbury East	0	3	0	8	11	0	2,643	99.6
Highbury West	0	4	0	3	7	0	2,212	99.7
Hillrise	0	2	0	2	4	0	2,489	99.8
Holloway	0	0	0	4	4	0	2,116	99.8
Junction	0	3	0	7	10	0	2,449	99.6
Mildmay	0	0	0	3	3	0	2,067	99.9
St George's	0	1	0	11	12	0	2,658	99.6
St Mary's	0	0	1	3	4	0	2,305	99.8
St Peter's	0	0	0	3	3	0	2,099	99.9
Tollington	0	1	0	8	9	0	2,203	99.6
<b>Islington</b>	<b>0</b>	<b>19</b>	<b>1</b>	<b>80</b>	<b>100</b>	<b>0</b>	<b>35,131</b>	<b>99.7</b>

Ward	Seats	Electorate	Number voting	% poll	Polling stations	Postal
<b>Kensington and Chelsea</b>						
Abingdon	3	5,632	1,506	26.7	1,254	252
Brompton	3	5,755	1,374	23.9	1,111	263
Campden	3	5,048	1,490	29.5	1,218	272
Colville	3	5,641	1,369	24.3	1,210	159
Courtfield	3	5,986	1,393	23.3	1,165	228
Cremorne	3	5,439	1,825	33.6	1,596	229
Earls Court	3	5,685	1,707	30.0	1,473	234
Golborne	3	5,248	1,397	26.6	1,263	134
Hans Town	3	5,944	1,523	25.6	1,259	264
Holland	3	5,732	1,611	28.1	1,362	249
Norland	3	5,736	1,851	32.3	1,605	246
Notting Barns	3	5,657	1,699	30.0	1,531	168
Pembridge	3	5,558	1,499	27.0	1,307	192
Queen's Gate	3	5,556	1,431	25.8	1,104	327
Redcliffe	3	5,949	1,462	24.6	1,271	191
Royal Hospital	3	5,333	1,649	30.9	1,306	343
St Charles	3	5,569	1,583	28.4	1,356	227
Stanley	3	4,979	1,462	29.4	1,237	225
<b>Kensington and Chelsea</b>	<b>54</b>	<b>100,447</b>	<b>27,831</b>	<b>27.7</b>	<b>23,628</b>	<b>4,203</b>
<b>Kingston upon Thames</b>						
Alexandra	3	6,299	2,696	42.8	2,542	154
Berrylands	3	6,471	2,453	37.9	2,194	259
Beverley	3	6,332	2,968	46.9	2,759	209
Canbury	3	6,772	2,935	43.3	2,691	244
Chessington North and Hook	3	6,052	2,425	40.1	2,235	190
Chessington South	3	6,748	2,648	39.2	2,499	149
Coombe Hill	3	6,605	2,063	31.2	1,888	175
Coombe Vale	3	6,292	3,020	48.0	2,791	229
Grove	3	6,111	2,200	36.0	1,971	229
Norbiton	3	5,688	2,051	36.1	1,847	204
Old Malden	3	6,458	2,783	43.1	2,626	157
St James	3	6,034	2,280	37.8	2,055	225
St Mark's	3	6,848	2,430	35.5	2,178	252
Surbiton Hill	3	6,853	2,366	34.5	2,116	250
Tolworth and Hook Rise	3	6,391	2,696	42.2	2,498	198
Tudor	3	6,172	2,464	39.9	2,275	189
<b>Kingston upon Thames</b>	<b>48</b>	<b>102,126</b>	<b>40,478</b>	<b>39.6</b>	<b>37,165</b>	<b>3,313</b>

Ward	Rejected ballot papers					Rejected in part	Total valid papers	% valid votes
	Lacking official mark	More votes than entitled	Marked for identification	Unmarked wholly void	Total			
<b>Kensington and Chelsea</b>								
Abingdon	0	2	0	9	11	0	1,495	99.3
Brompton	0	1	0	4	5	0	1,369	99.6
Campden	0	0	0	2	2	0	1,488	99.9
Colville	0	2	0	20	22	0	1,347	98.4
Courtfield	0	0	0	3	3	0	1,390	99.8
Cremorne	0	3	0	11	14	0	1,811	99.2
Earls Court	0	0	0	7	7	0	1,700	99.6
Golborne	0	4	0	8	12	0	1,385	99.1
Hans Town	0	1	0	2	3	0	1,520	99.8
Holland	0	0	0	8	8	0	1,603	99.5
Norland	0	0	0	8	8	0	1,843	99.6
Notting Barns	0	2	0	18	20	0	1,679	98.8
Pembroke	0	2	1	12	15	0	1,484	99.0
Queen's Gate	0	3	0	3	6	0	1,425	99.6
Redcliffe	0	1	0	5	6	0	1,456	99.6
Royal Hospital	0	2	1	2	5	0	1,644	99.7
St Charles	0	1	0	6	7	0	1,576	99.6
Stanley	0	0	0	2	2	0	1,460	99.9
<b>Kensington and Chelsea</b>	<b>0</b>	<b>24</b>	<b>2</b>	<b>130</b>	<b>156</b>	<b>0</b>	<b>27,675</b>	<b>99.4</b>
<b>Kingston upon Thames</b>								
Alexandra	0	0	0	2	2	0	2,694	99.9
Berrylands	0	0	0	9	9	0	2,444	99.6
Beverley	0	1	0	4	5	0	2,963	99.8
Canbury	0	1	0	0	1	0	2,934	100.0
Chessington North and Hook	0	0	0	3	3	0	2,422	99.9
Chessington South	0	1	0	3	4	0	2,644	99.8
Coombe Hill	0	2	0	0	2	0	2,061	99.9
Coombe Vale	0	0	0	2	2	0	3,018	99.9
Grove	0	0	1	0	1	0	2,199	100.0
Norbiton	0	1	0	1	2	0	2,049	99.9
Old Malden	0	0	0	8	8	0	2,775	99.7
St James	0	0	0	3	3	0	2,277	99.9
St Mark's	0	0	0	3	3	0	2,427	99.9
Surbiton Hill	0	2	0	6	8	0	2,358	99.7
Tolworth and Hook Rise	0	0	0	4	4	0	2,692	99.9
Tudor	0	1	0	2	3	0	2,461	99.9
<b>Kingston upon Thames</b>	<b>0</b>	<b>9</b>	<b>1</b>	<b>50</b>	<b>60</b>	<b>0</b>	<b>40,418</b>	<b>99.9</b>

Ward	Seats	Electorate	Number voting	% poll	Polling stations	Postal
<b>Lambeth</b>						
Bishop's	3	6,857	1,874	27.3	1,745	129
Brixton Hill	3	9,624	2,096	21.8	1,971	125
Clapham Common	3	8,777	2,740	31.2	2,507	233
Clapham Town	3	9,614	2,642	27.5	2,496	146
Coldharbour	3	9,762	1,665	17.1	1,566	99
Ferndale	3	9,883	1,741	17.6	1,647	94
Gipsy Hill	3	9,267	3,009	32.5	2,785	224
Herne Hill	3	9,993	2,302	23.0	2,184	118
Knight's Hill	3	9,431	2,670	28.3	2,488	182
Larkhall	3	10,164	2,252	22.2	2,143	109
Oval	3	9,230	2,232	24.2	2,073	159
Prince's	3	8,987	3,057	34.0	2,790	267
St Leonard's	3	9,650	2,705	28.0	2,509	196
Stockwell	3	9,250	2,706	29.3	2,586	120
Streatham Hill	3	9,722	2,326	23.9	2,214	112
Streatham South	3	9,231	2,830	30.7	2,700	130
Streatham Wells	3	9,296	2,325	25.0	2,169	156
Thornton	3	8,679	2,765	31.9	2,619	146
Thurlow Park	3	8,946	2,650	29.6	2,447	203
Tulse Hill	3	9,664	2,055	21.3	1,933	122
Vassall	3	9,448	2,204	23.3	2,075	129
<b>Lambeth</b>	<b>63</b>	<b>195,475</b>	<b>50,846</b>	<b>26.0</b>	<b>47,647</b>	<b>3,199</b>
<b>Lewisham</b>						
Bellingham	3	9,772	2,132	21.8	1,568	564
Blackheath	3	10,050	2,858	28.4	2,218	640
Brockley	3	10,538	2,584	24.5	2,177	407
Catford South	3	10,319	2,733	26.5	2,186	547
Crofton Park	3	10,126	2,588	25.6	2,133	455
Downham	3	9,650	2,827	29.3	2,188	639
Evelyn	3	9,464	1,907	20.2	1,533	374
Forest Hill	3	9,746	2,810	28.8	2,190	620
Grove Park	3	10,391	2,755	26.5	2,190	565
Ladywell	3	9,450	2,735	28.9	2,233	502
Lee Green	3	10,062	3,219	32.0	2,718	501
Lewisham Central	3	10,096	2,152	21.3	1,677	475
New Cross	3	9,928	1,902	19.2	1,552	350
Perry Vale	3	10,365	2,696	26.0	2,222	474
Rushey Green	3	9,232	2,033	22.0	1,564	469
Sydenham	3	10,782	2,752	25.5	2,181	571
Telegraph Hill	3	10,344	2,773	26.8	2,249	524
Whitefoot	3	9,520	2,563	26.9	1,954	609
<b>Lewisham</b>	<b>54</b>	<b>179,835</b>	<b>46,019</b>	<b>25.6</b>	<b>36,733</b>	<b>9,286</b>

Ward	Rejected ballot papers					Rejected in part	Total valid papers	% valid votes
	Lacking official mark	More votes than entitled	Marked for identification	Unmarked wholly void	Total			
<b>Lambeth</b>								
Bishop's	0	2	1	0	3	0	1,871	99.8
Brixton Hill	0	2	0	2	4	0	2,092	99.8
Clapham Common	0	3	0	4	7	0	2,733	99.7
Clapham Town	0	4	1	3	8	0	2,634	99.7
Coldharbour	0	0	0	1	1	0	1,664	99.9
Ferndale	0	3	0	4	7	0	1,734	99.6
Gipsy Hill	0	2	0	3	5	0	3,004	99.8
Herne Hill	1	4	0	2	7	0	2,295	99.7
Knight's Hill	0	0	0	1	1	0	2,669	100.0
Larkhall	1	2	0	3	6	1	2,246	99.7
Oval	0	0	0	1	1	0	2,231	100.0
Prince's	0	3	2	4	9	0	3,048	99.7
St Leonard's	0	1	1	0	2	0	2,703	99.9
Stockwell	0	6	1	2	9	0	2,697	99.7
Streatham Hill	0	2	0	2	4	0	2,322	99.8
Streatham South	0	3	0	2	5	0	2,825	99.8
Streatham Wells	4	0	3	0	7	0	2,318	99.7
Thornton	1	9	1	1	12	0	2,753	99.6
Thurlow Park	0	0	0	7	7	0	2,643	99.7
Tulse Hill	0	0	1	2	3	0	2,052	99.9
Vassall	0	3	0	2	5	0	2,199	99.8
<b>Lambeth</b>	<b>7</b>	<b>49</b>	<b>11</b>	<b>46</b>	<b>113</b>	<b>1</b>	<b>50,733</b>	<b>99.8</b>
<b>Lewisham</b>								
Bellingham	0	5	2	9	16	0	2,116	99.2
Blackheath	0	6	0	7	13	0	2,845	99.5
Brockley	0	5	0	25	30	0	2,554	98.8
Catford South	0	3	6	13	22	0	2,711	99.2
Crofton Park	0	3	0	17	20	0	2,568	99.2
Downham	0	2	2	11	15	0	2,812	99.5
Evelyn	0	5	0	31	36	0	1,871	98.1
Forest Hill	0	0	2	9	11	0	2,799	99.6
Grove Park	0	5	0	8	13	0	2,742	99.5
Ladywell	0	7	0	16	23	0	2,712	99.2
Lee Green	0	3	1	11	15	0	3,204	99.5
Lewisham Central	0	1	0	7	8	0	2,144	99.6
New Cross	18	9	0	0	27	0	1,875	98.6
Perry Vale	0	3	0	23	26	0	2,670	99.0
Rushey Green	17	2	0	0	19	0	2,014	99.1
Sydenham	0	1	0	12	13	0	2,739	99.5
Telegraph Hill	0	8	0	9	17	0	2,756	99.4
Whitefoot	0	3	4	13	20	0	2,543	99.2
<b>Lewisham</b>	<b>35</b>	<b>71</b>	<b>17</b>	<b>221</b>	<b>344</b>	<b>0</b>	<b>45,675</b>	<b>99.3</b>

Ward	Seats	Electorate	Number voting	% poll	Polling stations	Postal
<b>Merton</b>						
Abbey	3	7,049	1,932	27.4	1,760	172
Cannon Hill	3	6,837	2,932	42.9	2,756	176
Colliers Wood	3	6,826	2,582	37.8	2,446	136
Cricket Green	3	6,968	2,111	30.3	1,988	123
Dundonald	3	6,662	2,237	33.6	2,101	136
Figge's Marsh	3	6,764	1,937	28.6	1,827	110
Graveney	3	6,897	2,039	29.6	1,955	84
Hillside	3	6,591	1,990	30.2	1,737	253
Lavender Fields	3	6,604	1,582	24.0	1,399	183
Longthornton	3	6,641	2,379	35.8	2,230	149
Lower Morden	3	6,506	2,561	39.4	2,431	130
Merton Park	3	6,626	2,771	41.8	2,557	214
Pollards Hill	3	6,919	2,191	31.7	2,073	118
Ravensbury	3	6,593	1,910	29.0	1,716	194
Raynes Park	3	6,824	2,624	38.5	2,424	200
St Helier	3	6,597	2,146	32.5	1,930	216
Trinity	3	6,494	2,148	33.1	1,986	162
Village	3	6,297	2,383	37.8	2,144	239
West Barnes	3	6,894	2,763	40.1	2,570	193
Wimbledon Park	3	6,895	2,802	40.6	2,626	176
<b>Merton</b>	<b>60</b>	<b>134,484</b>	<b>46,020</b>	<b>34.2</b>	<b>42,656</b>	<b>3,364</b>
<b>Newham *</b>						
Beckton	3	7,721	1,648	21.3	1,443	205
Boleyn	3	8,095	2,224	27.5	2,022	202
Canning Town North	3	7,953	1,814	22.8	1,593	221
Canning Town South	3	7,601	1,988	26.2	1,690	298
Custom House	3	8,140	1,654	20.3	1,329	325
East Ham Central	3	8,188	2,406	29.4	2,194	212
East Ham North	3	7,905	2,732	34.6	2,512	220
East Ham South	3	7,957	1,953	24.5	1,771	182
Forest Gate North	3	8,287	2,200	26.5	1,976	224
Forest Gate South	3	8,272	2,189	26.5	1,962	227
Green Street East	3	7,922	2,552	32.2	2,313	239
Green Street West	3	7,930	2,497	31.5	2,238	259
Little Ilford	3	8,126	2,175	26.8	1,814	361
Manor Park	3	7,986	2,732	34.2	2,208	524
Plaistow North	3	7,612	2,059	27.0	1,823	236
Plaistow South	3	8,391	2,101	25.0	1,885	216
Royal Docks	3	4,609	910	19.7	803	107
Stratford and New Town	3	8,289	1,907	23.0	1,725	182
Wall End	3	8,561	2,911	34.0	2,661	250
West Ham	3	7,959	1,915	24.1	1,677	238
<b>Newham</b>	<b>60</b>	<b>157,504</b>	<b>42,567</b>	<b>27.0</b>	<b>37,639</b>	<b>4,928</b>

\* Votes were cast at Newham polling stations using electronic touch screens. There were no rejected ballot papers as only valid votes were accepted in the counting and verification process. Postal votes were also entered electronically, by staff with agents and candidates present. The number rejected during this process was not recorded.  
There were 906 electors who registered to vote at polling stations but did not vote in the election for councillors. If these were included in the poll, the percentage would rise to 27.6%.

Ward	Rejected ballot papers					Rejected in part	Total valid papers	% valid votes
	Lacking official mark	More votes than entitled	Marked for identification	Unmarked wholly void	Total			
<b>Merton</b>								
Abbey	0	3	0	2	5	0	1,927	99.7
Cannon Hill	0	0	0	4	4	0	2,928	99.9
Colliers Wood	0	1	0	9	10	0	2,572	99.6
Cricket Green	0	1	1	5	7	0	2,104	99.7
Dundonald	0	2	0	4	6	0	2,231	99.7
Figge's Marsh	0	0	0	4	4	0	1,933	99.8
Graveney	0	3	0	4	7	0	2,032	99.7
Hillside	0	0	0	7	7	0	1,983	99.6
Lavender Fields	1	2	2	6	11	0	1,571	99.3
Longthornton	0	4	0	3	7	0	2,372	99.7
Lower Morden	0	0	0	1	1	0	2,560	100.0
Merton Park	0	2	0	4	6	0	2,765	99.8
Pollards Hill	0	2	0	5	7	0	2,184	99.7
Ravensbury	0	3	0	7	10	0	1,900	99.5
Raynes Park	0	0	0	2	2	0	2,622	99.9
St Helier	0	2	0	1	3	0	2,143	99.9
Trinity	5	0	0	5	10	0	2,138	99.5
Village	0	0	0	1	1	0	2,382	100.0
West Barnes	0	0	1	5	6	0	2,757	99.8
Wimbledon Park	0	1	0	0	1	0	2,801	100.0
<b>Merton</b>	<b>6</b>	<b>26</b>	<b>4</b>	<b>79</b>	<b>115</b>	<b>0</b>	<b>45,905</b>	<b>99.8</b>
<b>Newham *</b>								
Beckton	0	0	0	0	0	0	1,648	100.0
Boleyn	0	0	0	0	0	0	2,224	100.0
Canning Town North	0	0	0	0	0	0	1,814	100.0
Canning Town South	0	0	0	0	0	0	1,988	100.0
Custom House	0	0	0	0	0	0	1,654	100.0
East Ham Central	0	0	0	0	0	0	2,406	100.0
East Ham North	0	0	0	0	0	0	2,732	100.0
East Ham South	0	0	0	0	0	0	1,953	100.0
Forest Gate North	0	0	0	0	0	0	2,200	100.0
Forest Gate South	0	0	0	0	0	0	2,189	100.0
Green Street East	0	0	0	0	0	0	2,552	100.0
Green Street West	0	0	0	0	0	0	2,497	100.0
Little Ilford	0	0	0	0	0	0	2,175	100.0
Manor Park	0	0	0	0	0	0	2,732	100.0
Plaistow North	0	0	0	0	0	0	2,059	100.0
Plaistow South	0	0	0	0	0	0	2,101	100.0
Royal Docks	0	0	0	0	0	0	910	100.0
Stratford and New Town	0	0	0	0	0	0	1,907	100.0
Wall End	0	0	0	0	0	0	2,911	100.0
West Ham	0	0	0	0	0	0	1,915	100.0
<b>Newham</b>	<b>0</b>	<b>0</b>	<b>0</b>	<b>0</b>	<b>0</b>	<b>0</b>	<b>42,567</b>	<b>100.0</b>

\* Votes were cast at Newham polling stations using electronic touch screens. There were no rejected ballot papers as only valid votes were accepted in the counting and verification process.

Postal votes were also entered electronically, by staff with agents and candidates present. The number rejected during this process was not recorded.

There were 906 electors who were registered at polling stations but did not vote in the election for councillors. If these were included in the poll, the percentage would rise to 27.6%.



Ward	Seats	Electorate	Number voting	% poll	Polling stations	Postal
<b>Redbridge</b>						
Aldborough	3	8,798	3,254	37.0	2,992	262
Barkingside	3	8,441	3,324	39.4	3,053	271
Bridge	3	8,463	2,661	31.4	2,530	131
Chadwell	3	8,416	2,643	31.4	2,456	187
Church End	3	8,027	2,641	32.9	2,494	147
Clayhall	3	8,931	3,243	36.3	3,090	153
Clementswood	3	8,117	2,443	30.1	2,364	79
Cranbrook	3	8,445	3,111	36.8	2,918	193
Fairlop	3	8,190	2,713	33.1	2,507	206
Fullwell	3	8,805	3,138	35.6	2,996	142
Goodmayes	3	8,380	2,553	30.5	2,477	76
Hainault	3	8,886	2,824	31.8	2,607	217
Loxford	3	8,846	2,671	30.2	2,520	151
Mayfield	3	8,767	3,034	34.6	2,850	184
Monkhams	3	8,243	3,130	38.0	2,956	174
Newbury	3	9,562	3,111	32.5	2,982	129
Roding	3	8,113	2,862	35.3	2,754	108
Seven Kings	3	8,986	2,794	31.1	2,703	91
Snaresbrook	3	8,904	3,647	41.0	3,355	292
Valentines	3	8,832	2,501	28.3	2,419	82
Wanstead	3	8,708	3,698	42.5	3,481	217
<b>Redbridge</b>	<b>63</b>	<b>180,860</b>	<b>61,996</b>	<b>34.3</b>	<b>58,504</b>	<b>3,492</b>
<b>Richmond upon Thames</b>						
Barnes	3	7,076	2,905	41.1	2,629	276
East Sheen	3	7,069	3,115	44.1	2,920	195
Fulwell and Hampton Hill	3	7,113	2,654	37.3	2,447	207
Ham, Petersham and Richmond Riverside	3	7,048	2,920	41.4	2,684	236
Hampton	3	7,185	2,996	41.7	2,741	255
Hampton North	3	6,928	2,927	42.2	2,599	328
Hampton Wick	3	6,905	2,755	39.9	2,463	292
Heathfield	3	6,908	2,522	36.5	2,304	218
Kew	3	7,130	3,100	43.5	2,898	202
Mortlake and Barnes Common	3	7,684	2,848	37.1	2,633	215
North Richmond	3	7,470	2,897	38.8	2,618	279
St Margarets and North Twickenham	3	7,615	3,182	41.8	2,889	293
South Richmond	3	7,633	2,897	38.0	2,591	306
South Twickenham	3	7,318	2,670	36.5	2,426	244
Teddington	3	7,401	2,825	38.2	2,589	236
Twickenham Riverside	3	7,353	2,597	35.3	2,376	221
West Twickenham	3	7,305	2,832	38.8	2,579	253
Whitton	3	6,936	3,228	46.5	2,999	229
<b>Richmond upon Thames</b>	<b>54</b>	<b>130,077</b>	<b>51,870</b>	<b>39.9</b>	<b>47,385</b>	<b>4,485</b>

Ward	Rejected ballot papers					Rejected in part	Total valid papers	% valid votes
	Lacking official mark	More votes than entitled	Marked for identification	Unmarked wholly void	Total			
<b>Redbridge</b>								
Aldborough	0	1	0	4	5	0	3,249	99.8
Barkingside	0	0	0	5	5	0	3,319	99.8
Bridge	0	3	0	5	8	0	2,653	99.7
Chadwell	0	3	1	1	5	0	2,638	99.8
Church End	0	2	1	7	10	0	2,631	99.6
Clayhall	0	0	0	7	7	0	3,236	99.8
Clementswood	0	4	1	3	8	0	2,435	99.7
Cranbrook	0	4	2	3	9	0	3,102	99.7
Fairlop	0	4	0	8	12	0	2,701	99.6
Fullwell	0	1	0	2	3	0	3,135	99.9
Goodmayes	0	3	4	5	12	0	2,541	99.5
Hainault	0	1	0	6	7	0	2,817	99.8
Loxford	0	1	0	4	5	0	2,666	99.8
Mayfield	0	3	0	0	3	0	3,031	99.9
Monkhams	0	2	0	0	2	8	3,128	99.9
Newbury	1	5	5	4	15	0	3,096	99.5
Roding	0	1	0	6	7	0	2,855	99.8
Seven Kings	0	0	0	1	1	0	2,793	100.0
Snaresbrook	0	2	0	8	10	0	3,637	99.7
Valentines	0	4	2	3	9	0	2,492	99.6
Wanstead	0	0	0	6	6	0	3,692	99.8
<b>Redbridge</b>	<b>1</b>	<b>44</b>	<b>16</b>	<b>88</b>	<b>149</b>	<b>8</b>	<b>61,847</b>	<b>99.8</b>
<b>Richmond upon Thames</b>								
Barnes	0	0	0	11	11	0	2,894	99.6
East Sheen	0	4	0	3	7	0	3,108	99.8
Fulwell and Hampton Hill	0	0	0	9	9	0	2,645	99.7
Ham, Petersham and Richmond Riverside	0	0	0	8	8	0	2,912	99.7
Hampton	0	0	0	12	12	0	2,984	99.6
Hampton North	0	0	0	6	6	0	2,921	99.8
Hampton Wick	0	1	0	5	6	0	2,749	99.8
Heathfield	0	0	0	7	7	0	2,515	99.7
Kew	0	0	0	7	7	0	3,093	99.8
Mortlake and Barnes Common	0	0	0	11	11	0	2,837	99.6
North Richmond	0	0	0	1	1	0	2,896	100.0
St Margarets and North Twickenham	0	1	0	5	6	0	3,176	99.8
South Richmond	0	0	0	5	5	0	2,892	99.8
South Twickenham	0	0	0	8	8	0	2,662	99.7
Teddington	0	0	0	6	6	0	2,819	99.8
Twickenham Riverside	0	1	0	31	32	0	2,565	98.8
West Twickenham	0	0	0	18	18	0	2,814	99.4
Whitton	0	0	0	6	6	0	3,222	99.8
<b>Richmond upon Thames</b>	<b>0</b>	<b>7</b>	<b>0</b>	<b>159</b>	<b>166</b>	<b>0</b>	<b>51,704</b>	<b>99.7</b>

Ward	Seats	Electorate	Number voting	% poll	Polling stations	Postal
<b>Southwark</b>						
Brunswick Park	3	7,706	1,769	23.0	1,681	88
Camberwell Green	3	8,761	2,565	29.3	2,448	117
Cathedrals	3	8,822	1,959	22.2	1,785	174
Chaucer	3	8,759	2,775	31.7	2,665	110
College	3	7,886	2,584	32.8	2,289	295
East Dulwich	3	8,098	1,942	24.0	1,819	123
East Walworth	3	8,499	2,255	26.5	2,145	110
Faraday	3	8,299	2,894	34.9	2,604	290
Grange	3	8,271	1,896	22.9	1,794	102
Livesey	3	8,731	2,908	33.3	2,799	109
Newington	3	8,584	2,365	27.6	2,256	109
Nunhead	3	8,172	1,755	21.5	1,648	107
Peckham	3	7,496	1,718	22.9	1,471	247
Peckham Rye	3	8,188	1,878	22.9	1,763	115
Riverside	3	8,055	1,802	22.4	1,663	139
Rotherhithe	3	8,131	1,889	23.2	1,798	91
South Bermondsey	3	7,931	1,816	22.9	1,724	92
South Camberwell	3	7,806	1,866	23.9	1,734	132
Surrey Docks	3	8,517	1,749	20.5	1,605	144
The Lane	3	8,588	2,036	23.7	1,896	140
Village	3	8,260	3,435	41.6	3,053	382
<b>Southwark</b>	<b>63</b>	<b>173,560</b>	<b>45,856</b>	<b>26.4</b>	<b>42,640</b>	<b>3,216</b>
<b>Sutton</b>						
Beddington North	3	7,499	2,423	32.3	2,216	207
Beddington South	3	7,039	2,744	39.0	2,583	161
Belmont	3	7,481	3,254	43.5	2,910	344
Carshalton Central	3	7,321	2,879	39.3	2,649	230
Carshalton South and Clockhouse	3	7,062	3,325	47.1	3,087	238
Cheam	3	7,631	3,478	45.6	3,158	320
Nonsuch	3	7,641	2,931	38.4	2,642	289
St Helier	3	7,479	1,870	25.0	1,702	168
Stonecot	3	7,695	2,588	33.6	2,353	235
Sutton Central	3	7,267	2,333	32.1	2,101	232
Sutton North	3	7,320	2,465	33.7	2,254	211
Sutton South	3	6,887	2,634	38.2	2,233	401
Sutton West	3	7,578	2,579	34.0	2,223	356
The Wrythe	3	7,573	2,348	31.0	2,168	180
Wallington North	3	7,453	2,555	34.3	2,387	168
Wallington South	3	7,367	2,931	39.8	2,675	256
Wandle Valley	3	7,332	2,530	34.5	2,329	201
Worcester Park	3	7,419	2,369	31.9	2,153	216
<b>Sutton</b>	<b>54</b>	<b>133,044</b>	<b>48,236</b>	<b>36.3</b>	<b>43,823</b>	<b>4,413</b>

Ward	Rejected ballot papers					Rejected in part	Total valid papers	% valid votes
	Lacking official mark	More votes than entitled	Marked for identification	Unmarked wholly void	Total			
<b>Southwark</b>								
Brunswick Park	0	2	0	2	4	1	1,765	99.8
Camberwell Green	0	0	0	4	4	5	2,561	99.8
Cathedrals	0	1	0	1	2	0	1,957	99.9
Chaucer	0	2	0	5	7	0	2,768	99.7
College	2	0	0	0	2	1	2,582	99.9
East Dulwich	0	0	0	1	1	0	1,941	99.9
East Walworth	0	3	0	1	4	1	2,251	99.8
Faraday	0	4	0	3	7	4	2,887	99.8
Grange	0	1	0	3	4	0	1,892	99.8
Livesey	0	4	0	3	7	0	2,901	99.8
Newington	0	3	0	2	5	5	2,360	99.8
Nunhead	1	2	1	0	4	0	1,751	99.8
Peckham	0	4	0	3	7	4	1,711	99.6
Peckham Rye	4	1	0	0	5	1	1,873	99.7
Riverside	4	2	0	1	7	2	1,795	99.6
Rotherhithe	0	2	0	6	8	0	1,881	99.6
South Bermondsey	0	0	0	1	1	1	1,815	99.9
South Camberwell	1	0	0	3	4	1	1,862	99.8
Surrey Docks	0	1	2	4	7	0	1,742	99.6
The Lane	0	3	0	7	10	0	2,026	99.5
Village	0	0	0	3	3	0	3,432	99.9
<b>Southwark</b>	<b>12</b>	<b>35</b>	<b>3</b>	<b>53</b>	<b>103</b>	<b>26</b>	<b>45,753</b>	<b>99.8</b>
<b>Sutton</b>								
Beddington North	0	0	0	3	3	0	2,420	99.9
Beddington South	0	2	0	3	5	0	2,739	99.8
Belmont	0	1	0	5	6	0	3,248	99.8
Carshalton Central	0	0	0	6	6	0	2,873	99.8
Carshalton South and Clockhouse	0	0	0	5	5	0	3,320	99.8
Cheam	0	0	0	0	0	0	3,478	100.0
Nonsuch	0	0	0	1	1	0	2,930	100.0
St Helier	3	0	0	7	10	0	1,860	99.5
Stonecot	0	1	0	4	5	0	2,583	99.8
Sutton Central	0	0	0	7	7	0	2,326	99.7
Sutton North	2	2	1	1	6	0	2,459	99.8
Sutton South	0	0	0	6	6	0	2,628	99.8
Sutton West	0	0	0	1	1	0	2,578	100.0
The Wrythe	0	2	1	3	6	0	2,342	99.7
Wallington North	0	0	6	2	8	0	2,547	99.7
Wallington South	0	3	0	2	5	0	2,926	99.8
Wandle Valley	0	2	0	4	6	0	2,524	99.8
Worcester Park	0	2	0	1	3	0	2,366	99.9
<b>Sutton</b>	<b>5</b>	<b>15</b>	<b>8</b>	<b>61</b>	<b>89</b>	<b>0</b>	<b>48,147</b>	<b>99.8</b>

Ward	Seats	Electorate	Number voting	% poll	Polling stations	Postal
<b>Tower Hamlets</b>						
Bethnal Green North	3	8,289	2,674	32.3	2,575	99
Bethnal Green South	3	8,636	3,190	36.9	3,000	190
Blackwall and Cubitt Town	3	9,081	1,951	21.5	1,894	57
Bow East	3	7,056	2,049	29.0	1,949	100
Bow West	3	8,035	2,771	34.5	2,659	112
Bromley-by-Bow	3	7,407	2,526	34.1	2,417	109
East India and Lansbury	3	7,634	2,171	28.4	2,141	30
Limehouse	3	8,678	2,280	26.3	2,215	65
Mile End and Globe Town	3	8,045	2,547	31.7	2,432	115
Mile End East	3	7,196	2,468	34.3	2,197	271
Millwall	3	9,302	2,045	22.0	1,986	59
St Dunstan's and Stepney Green	3	8,926	2,833	31.7	2,735	98
St Katharine's and Wapping	3	8,508	2,532	29.8	2,390	142
Shadwell	3	7,872	2,162	27.5	2,117	45
Spitalfields and Banglatown	3	5,930	1,876	31.6	1,674	202
Weavers	3	7,907	2,842	35.9	2,559	283
Whitechapel	3	8,070	2,696	33.4	2,483	213
<b>Tower Hamlets</b>	<b>51</b>	<b>136,572</b>	<b>41,613</b>	<b>30.5</b>	<b>39,423</b>	<b>2,190</b>
<b>Waltham Forest</b>						
Cann Hall	3	7,741	2,657	34.3	2,241	416
Cathall	3	7,005	1,767	25.2	1,512	255
Chapel End	3	8,120	2,699	33.2	2,306	393
Chingford Green	3	7,870	3,256	41.4	2,806	450
Endlebury	3	7,970	3,020	37.9	2,638	382
Forest	3	7,954	2,801	35.2	2,532	269
Grove Green	3	8,513	2,792	32.8	2,498	294
Hale End and Highams Park	3	7,800	3,139	40.2	2,606	533
Hatch Lane	3	7,881	3,050	38.7	2,610	440
High Street	3	8,521	3,501	41.1	3,114	387
Higham Hill	3	7,674	2,676	34.9	2,334	342
Hoe Street	3	8,464	2,742	32.4	2,377	365
Larkwood	3	8,111	2,752	33.9	2,290	462
Lea Bridge	3	8,810	2,316	26.3	1,989	327
Leyton	3	8,240	2,678	32.5	2,358	320
Leytonstone	3	7,814	2,732	35.0	2,421	311
Markhouse	3	8,034	2,277	28.3	1,955	322
Valley	3	7,902	2,925	37.0	2,513	412
William Morris	3	8,271	2,552	30.9	2,227	325
Wood Street	3	8,443	3,094	36.6	2,678	416
<b>Waltham Forest</b>	<b>60</b>	<b>161,138</b>	<b>55,426</b>	<b>34.4</b>	<b>48,005</b>	<b>7,421</b>

Ward	Rejected ballot papers					Rejected in part	Total valid papers	% valid votes
	Lacking official mark	More votes than entitled	Marked for identification	Unmarked wholly void	Total			
<b>Tower Hamlets</b>								
Bethnal Green North	0	5	1	4	10	0	2,664	99.6
Bethnal Green South	0	7	1	10	18	0	3,172	99.4
Blackwall and Cubitt Town	0	8	0	7	15	0	1,936	99.2
Bow East	0	5	0	8	13	0	2,036	99.4
Bow West	0	2	0	5	7	0	2,764	99.7
Bromley-by-Bow	1	7	0	10	18	0	2,508	99.3
East India and Lansbury	0	4	0	7	11	0	2,160	99.5
Limehouse	0	1	0	5	6	0	2,274	99.7
Mile End and Globe Town	0	5	0	6	11	0	2,536	99.6
Mile End East	0	10	0	12	22	0	2,446	99.1
Millwall	0	1	0	6	7	0	2,038	99.7
St Dunstan's and Stepney Green	0	9	4	10	23	0	2,810	99.2
St Katharine's and Wapping	0	6	0	12	18	0	2,514	99.3
Shadwell	0	4	1	9	14	0	2,148	99.4
Spitalfields and Banglatown	0	8	2	3	13	0	1,863	99.3
Weavers	0	9	0	11	20	0	2,822	99.3
Whitechapel	0	16	1	9	26	0	2,670	99.0
<b>Tower Hamlets</b>	<b>1</b>	<b>107</b>	<b>10</b>	<b>134</b>	<b>252</b>	<b>0</b>	<b>41,361</b>	<b>99.4</b>
<b>Waltham Forest</b>								
Cann Hall	0	2	0	3	5	0	2,652	99.8
Cathall	0	3	0	7	10	0	1,757	99.4
Chapel End	0	1	0	15	16	0	2,683	99.4
Chingford Green	0	0	0	8	8	0	3,248	99.8
Endlebury	0	0	0	7	7	0	3,013	99.8
Forest	0	7	0	5	12	0	2,789	99.6
Grove Green	0	3	0	2	5	0	2,787	99.8
Hale End and Highams Park	0	1	0	2	3	0	3,136	99.9
Hatch Lane	0	0	1	7	8	0	3,042	99.7
High Street	0	3	2	7	12	0	3,489	99.7
Higham Hill	0	3	0	12	15	0	2,661	99.4
Hoe Street	0	5	0	6	11	0	2,731	99.6
Larkwood	0	0	0	5	5	0	2,747	99.8
Lea Bridge	0	2	0	5	7	0	2,309	99.7
Leyton	0	4	0	3	7	0	2,671	99.7
Leytonstone	0	2	0	3	5	0	2,727	99.8
Markhouse	0	7	0	7	14	0	2,263	99.4
Valley	0	0	0	7	7	0	2,918	99.8
William Morris	0	4	0	7	11	0	2,541	99.6
Wood Street	0	4	0	4	8	0	3,086	99.7
<b>Waltham Forest</b>	<b>0</b>	<b>51</b>	<b>3</b>	<b>122</b>	<b>176</b>	<b>0</b>	<b>55,250</b>	<b>99.7</b>

Ward	Seats	Electorate	Number voting	% poll	Polling stations	Postal
<b>Wandsworth</b>						
Balham	3	10,615	2,914	27.5	2,732	182
Bedford	3	10,463	2,991	28.6	2,798	193
Earlsfield	3	10,536	3,412	32.4	3,229	183
East Putney	3	10,888	3,021	27.7	2,749	272
Fairfield	3	10,321	2,709	26.2	2,537	172
Furzedown	3	10,430	3,863	37.0	3,613	250
Graveney	3	10,737	3,220	30.0	3,046	174
Latchmere	3	10,174	2,633	25.9	2,467	166
Nightingale	3	10,895	3,440	31.6	3,201	239
Northcote	3	10,714	3,030	28.3	2,839	191
Queenstown	3	9,849	2,776	28.2	2,582	194
Roehampton	3	10,276	3,387	33.0	3,101	286
St Mary's Park	3	10,366	2,725	26.3	2,521	204
Shaftesbury	3	10,770	2,861	26.6	2,640	221
Southfields	3	10,983	3,490	31.8	3,265	225
Thamesfield	3	10,155	3,227	31.8	3,034	193
Tooting	3	11,105	2,948	26.5	2,831	117
Wandsworth Common	3	10,039	3,164	31.5	2,956	208
West Hill	3	10,829	3,555	32.8	3,244	311
West Putney	3	10,219	3,215	31.5	2,876	339
<b>Wandsworth</b>	<b>60</b>	<b>210,364</b>	<b>62,581</b>	<b>29.7</b>	<b>58,261</b>	<b>4,320</b>
<b>Westminster</b>						
Abbey Road	3	6,872	1,901	27.7	1,702	199
Bayswater	3	6,978	1,789	25.6	1,618	171
Bryanston and Dorset Square	3	6,800	1,656	24.4	1,407	249
Church Street	3	6,450	1,659	25.7	1,538	121
Churchill	3	6,146	2,222	36.2	2,067	155
Harrow Road	3	6,568	1,642	25.0	1,507	135
Hyde Park	3	6,636	1,590	24.0	1,376	214
Knightsbridge and Belgravia	3	6,401	1,419	22.2	1,173	246
Lancaster Gate	3	7,408	1,841	24.9	1,634	207
Little Venice	3	6,645	1,843	27.7	1,696	147
Maida Vale	3	6,728	2,196	32.6	1,986	210
Marylebone High Street	3	6,751	1,899	28.1	1,634	265
Queen's Park	3	6,992	1,836	26.3	1,717	119
Regent's Park	3	6,678	1,860	27.9	1,611	249
St James's	3	6,439	1,699	26.4	1,455	244
Tachbrook	3	6,194	2,313	37.3	2,057	256
Vincent Square	3	6,199	2,048	33.0	1,757	291
Warwick	3	6,488	1,846	28.5	1,638	208
West End	3	6,726	1,577	23.4	1,382	195
Westbourne	3	7,182	1,644	22.9	1,492	152
<b>Westminster</b>	<b>60</b>	<b>133,281</b>	<b>36,480</b>	<b>27.4</b>	<b>32,447</b>	<b>4,033</b>
<b>London</b> (Excluding Hounslow - Hounslow Heath)	<b>1,858</b>	<b>5,200,938</b>	<b>1,653,654</b>	<b>31.8</b>	<b>1,375,012</b>	<b>278,642</b>

Ward	Rejected ballot papers					Rejected in part	Total valid papers	% valid votes
	Lacking official mark	More votes than entitled	Marked for identification	Unmarked wholly void	Total			
<b>Wandsworth</b>								
Balham	2	2	1	0	5	0	2,909	99.8
Bedford	0	2	0	4	6	0	2,985	99.8
Earlsfield	0	3	0	2	5	0	3,407	99.9
East Putney	0	0	0	3	3	0	3,018	99.9
Fairfield	0	1	0	3	4	0	2,705	99.9
Furzedown	0	3	2	7	12	0	3,851	99.7
Graveney	0	3	0	3	6	1	3,214	99.8
Latchmere	0	6	0	2	8	0	2,625	99.7
Nightingale	0	3	0	0	3	0	3,437	99.9
Northcote	0	3	0	1	4	0	3,026	99.9
Queenstown	0	7	0	7	14	0	2,762	99.5
Roehampton	0	2	0	4	6	0	3,381	99.8
St Mary's Park	0	0	0	2	2	0	2,723	99.9
Shaftesbury	1	1	0	0	2	0	2,859	99.9
Southfields	0	2	0	3	5	0	3,485	99.9
Thamesfield	0	0	0	3	3	0	3,224	99.9
Tooting	0	4	0	3	7	0	2,941	99.8
Wandsworth Common	0	1	0	6	7	0	3,157	99.8
West Hill	0	3	0	3	6	0	3,549	99.8
West Putney	0	2	0	0	2	0	3,213	99.9
<b>Wandsworth</b>	<b>3</b>	<b>48</b>	<b>3</b>	<b>56</b>	<b>110</b>	<b>1</b>	<b>62,471</b>	<b>99.8</b>
<b>Westminster</b>								
Abbey Road	0	1	0	6	7	0	1,894	99.6
Bayswater	0	0	0	13	13	0	1,776	99.3
Bryanston and Dorset Square	0	0	0	6	6	0	1,650	99.6
Church Street	0	5	0	12	17	0	1,642	99.0
Churchill	0	1	0	7	8	0	2,214	99.6
Harrow Road	0	0	0	5	5	0	1,637	99.7
Hyde Park	0	3	0	6	9	0	1,581	99.4
Knightsbridge and Belgravia	0	2	0	2	4	0	1,415	99.7
Lancaster Gate	0	2	0	7	9	0	1,832	99.5
Little Venice	0	2	0	6	8	0	1,835	99.6
Maida Vale	0	3	0	7	10	0	2,186	99.5
Marylebone High Street	0	0	0	6	6	0	1,893	99.7
Queen's Park	0	4	0	8	12	0	1,824	99.3
Regent's Park	0	1	0	6	7	1	1,853	99.6
St James's	0	2	0	14	16	0	1,683	99.1
Tachbrook	0	0	0	8	8	0	2,305	99.7
Vincent Square	0	1	0	5	6	0	2,042	99.7
Warwick	0	5	0	3	8	0	1,838	99.6
West End	0	0	1	3	4	0	1,573	99.7
Westbourne	0	2	0	16	18	0	1,626	98.9
<b>Westminster</b>	<b>0</b>	<b>34</b>	<b>1</b>	<b>146</b>	<b>181</b>	<b>1</b>	<b>36,299</b>	<b>99.5</b>
<b>London</b> (Excluding Hounslow - Hounslow Heath)	<b>169</b>	<b>1,315</b>	<b>179</b>	<b>3,807</b>	<b>5,782</b>	<b>117</b>	<b>1,647,872</b>	<b>99.7</b>





## Full list of candidates in the 2002 election

### Notes

Elected candidates are denoted by an asterisk against their name.

The page on which the candidate appears in the Results is shown against each name.



















Index of candidates

Table listing candidates for the Greater London Authority and London Borough Council Elections in May 2022. Columns include candidate names and their corresponding numerical identifiers.





* Warner, Judith A.	174	West, Peter J.	16	Wilkinson, Susan M.	98	Wingrove, Ian B.	60	Wright, George J.	14
Warner, Raymond P.	26	Westerman, Ronald E.	94	Willett, Michael	71	Wingrove, Paul A.	155	Wright, Henry	21
Warren, John	20	Westmorland, Barbara	140	* Willemts, Colin	27	Winkfield, Nicholas J.	46	Wright, James M.	121
Warren, Keith R.H.	143	Weston, Peter G.J.	16	* Williams, Alan J.	16	* Winskill, David L.	70	Wright, John	52
Warren, Patrick M.	169	Wheale, Rebecca	98	Williams, Anthony P.	98	Winsor-Cundell, Emma G.	141	Wright, Martin	115
Warren, Peter J.C.	98	Whale, Wendy A.	71	* Williams, Carole	61	Winter, Linda A.	82	Wright, Martin P.G.	33
* Warrick, Paul T.P.	104	Whaley, Derek J.	77	Williams, Christine F.	77	* Winter, Michael A.	51	Wright, Nicholas B.	149
Warricker, John W.	16	* Wharton, Robert	22	Williams, Craig T.	22	Winterbotham, Melanie M.	159	Wright, Nora	15
Warwick, Frederick	132	* Whatley, Robert J.	93	* Williams, Daryl T.	93	* Wise, Susan M.	81	Wright, Sally	147
* Wason, Bobbie	93	Wheatley, Robert	164	* Williams, David	66	Wiseman, Andrew D.	66	* Wright, Simon J.	164
* Waters, John	15	Wheeler, Alison M.	33	Williams, David G.	44	Witham, Janet E.	109	* Wright, Sylvia A.	97
Waterworth, James M.B.	109	Wheeler, Roger A.	165	* Williams, David R.	141	Witham, Keith F.	107	Wright, Thomas F.	169
Watkins, Leonard W.	7	* Wheeler, Terence V.	163	* Williams, David T.	126	Wolf, Elizabeth M.	39	Wundah, Michael N.	149
Watkins, Millicent J.	8	* Whelan, Clare R.	116	Williams, Derek R.	116	Wolpe, Katherina	34	Wya, Victoria	132
Watling, Bill	114	* Whelan, John A.	116	* Williams, Don	34	Wong, James	147	Wyatt, Jenifer M.	142
Watson, Johanna L.	132	* Whelton, Martin J.	126	Williams, Duncan	102	Wood, Alastair	103	* Wyatt, John	174
Watson, Leslie A.	114	Whetstone, Nora M.	121	* Williams, Eric G.	165	Wood, Caroline B.T.	81	* Wyatt, John A.	50
* Watson, Mark	38	Whitaker, Sonia M.	28	Williams, Gareth D.	113	Wood, Michael D.	82	* Wykes, Joan K.	26
Watson, Mark E.W.	119	White, Francis P.	109	Williams, Gerald A.	28	Wood, Samantha M.	60	Wyllie, John E.	17
* Watson, Neil C.	147	White, Herbert P.	82	* Williams, Gordon G.V.	77	Wood, Stephen A.	160	Wyman-White, John	99
Watson, Robert P.	65	White, James G.D.	34	Williams, Helen M.	108	Woodall, Howard G.	121	* Wynne, Katherine L.	72
Watson, Susan L.	40	White, John S.	99	Williams, Joanne	7	Woodcock, Keith T.	4	* Yandle, John C.	140
Watson, Winifred G.	66	White, John W.	127	Williams, Laurence	15	Woodcock, Lyn E.	47	Yarrow, David A.	87
* Watt, Lucy E.	98	* White, Richard J.	83	Williams, Margaret A.	154	Woodcraft, Barbara J.	56	* Yates, Anne	148
* Watt, Ruth M.	119	White, Michael R.	86	Williams, Mari G.	34	* Woodcraft, Brian J.	56	* Yates, Audrey-Marie N.	39
Watts, Anthony E.	66	White, Paul	61	Williams, Maria	148	Woodford, Jack	146	Yates, John	116
Watts, George A.	51	White, Peter	28	* Williams, Marian	158	Woodford, Lee	149	* Yates, John M.	51
Watts, Mary C.	108	White, Peter J.	51	Williams, Marion H.	154	Woodford, Lucy	148	Yates, Susan L.	28
Watts, Nigel W.R.	97	White, Richard L.	148	Williams, Martin D.	169	Woodgate, David R.	175	Yates, Valerie	92
Watts, Richard F.	27	White, Rosemary W.	15	* Williams, Neil	71	* Woodgate, Paul J.	44	* Yeo, Derek C.	153
* Wauchope, Piers A.C.	32	Whitehead, Alexander F.	100	Williams, Regina T.	132	* Wooding, Rosetta E.	97	Yeoman, Angela E.	137
* Way, Anthony F.	86	* Whitehead, Anne E.	76	Williams, Richard R.	169	Woodley, Christopher R.	170	* Yeoman, Phil	8
* Way, Marion	89	Whitehorn, George L.	28	Williams, Richard W.	27	* Woodley, Louisa P.	40	* Yerolemou, Barbara C.	45
Weal, Patricia B.M.	27	Whitehouse, Joanne A.	39	Williams, Robert I.	115	Woodman, John B.	107	Yildirim, Hidir	3
* Weale, Mary C.	103	Whitelegge, Angela M.	174	Williams, Ronald S.	154	Woodriff, Bryan	141	Yildirim, Hidir	158
Weare, Glyn A.	132	Whitham, Graham G.	152	* Williams, Simon	170	Woodriff, Maureen J.M.	141	* Yoganathan, Mylvaganam Y.	109
* Weatherhead, Doreen M.	104	* Whiting, David J.	120	Williams, Simon N.O.	113	* Woodroffe, Simon R.	46	Yogeswaran, Arunasalam S.	67
Weaver, Marc	160	Whiting, James	169	Williams, Vera G.	176	* Woodrow, Brian	33	Youd, Antony N.	27
Webb, David	160	Whittington, Brian	115	Williams, Vernon	61	Woodrow, Peter F.	164	Youlos, John B.	28
Webb, Edward	70	Whitley, Doreen P.	89	Williamson, Graham K.	81	Woodrow, Russell V.	147	Young, Anthony	138
* Webb, Elaine	86	Whitley, Rob	32	Williams, Vivienne R.	22	Woods, Joy D.	126	* Young, Anthony C.B.	44
Webb, Harry A.	82	Whitmore, Elizabeth S.	175	Willis, Sean L.	80	Woods, Karen A.	67	Young, Barbara E.	165
* Webb, Jessica L.	62	* Whitney, Reginald	82	Willott, Philippa W.	126	Woods, Lennard D.	28	Young, David	61
Webb, Lawrence J.	82	Whittall, John T.D.	142	* Willoughby, Laura C.	98	Woods, Michael B.	66	Young, David A.	164
Webb, Pauline M.	20	* Whittingham, Diana M.	169	Wills, Lucy K.	34	* Woods, Peter C.	28	* Young, David E.	141
Webb, Susanna G.	158	* Whitworth, John C.	133	Wills, Sylvia	140	Woodthorpe-Brown, Robert	104	Young, David H.	40
Webster, Edwin O.	146	Whyte, Benjamin	3	Willsher, Kevin J.	153	Woodward, Frederick A.	72	Young, Janet E.	47
* Webster, Joseph G.	82	Wickenden, Toby B.	32	Wilmot, Allan C.	116	Woodward, George	3	Young, John W.	153
Wedderburn, Laurance A.	164	* Wicks, Josephine A.	65	Wilshire, Kenneth J.	127	Woolford, Raymond D.	120	Young, Richard B.	39
Weedy, John T.	149	* Wicks, Peter J.	47	Wilson, Anne B.	46	* Woolcott, Peter D.	164	Youngusband, Peter R.	115
Weeks, Gladys	71	Wicksteed, Charles E.K.	7	Wilson, Barry	92	Wooller, Oliver H.	146	Yousefzadeh, Bettina	50
Weeks, Mark	159	Wicksteed, Yvonne	9	Wilson, Henry J.	81	Woolnough, Graham A.	165	Yunis, Atta R.	164
Wegg-Prosser, Victoria	174	Widdowson, John H.	132	* Wilson, Jon E.	165	Wootten, John L.	104	Yunis, Faiz R.	163
* Weinberg, Alan E.	136	Wiggett, Ivor	52	Wilson, Leslie A.W.	110	Wootten, Peter C.	155	* Zahawi, Nadhim	171
Weir, John A.S.	155	Wiggett, Joy C.	50	Wilson, Michael L.	94	Woracker, Daniel C.	15	* Zaidi, Syed M.H.	153
* Welfare, Sarah	146	Wigham, Paul W.	125	Wilson, Monica	175	Worby, Maureen M.	4	* Zakriya, Mohammad	21
Wells, Amanda J.	170	Wijeyesinghe, Bodipala S.	154	* Wilson, Neil J.	132	* Wordingham, Christopher D.	29	Zantides, Martha G.	171
Wells, Annabel R.	154	Wild, Jane K.	137	Wilson, Richard	60	Worsley, Anne	147	Zatz, Rachel	32
Wells, Keith F.	81	* Wilder, Ian G.	176	Wilson, Richard G.	108	Worth, Ann L.	50	Zeid, Jeremy S.	77
Wells, Peter	120	Wilkins, Nigel C.	104	Wilson, Ronald W.	127	Wortley, Christopher E.	154	Zetter, Malcolm J.	80
Wells, Violet P.	163	Wilkes, Ian H.	82	Wilson, Thomas D.	93	Wortley, Hilary V.	155	Zietman, Ivor	51
Wenden, Cynthia J.	165	* Wilkie, Sheldon A.	169	Winborne, Pamela A.	138	Worton, David	175	* Zinkin, Ann	52
Wenden, Keith J.	164	Wilkin, Janette C.	125	Winbourne, Barbara	115	Wragg, James D.	9	Zlotowitz, Sally	32
Wenley, Robert M.G.	21	Wilkin, John A.	98	Winch, Michael A.	115	Wren, Nicholas R.G.	126	Zlotowitz, Sally A.	114
West, Anthony	92	Wilkin, Simon P.	125	Windall, Gillian F.	28	Wren, William F.	158	Zubairi, Zakia	8
West, Carol	38	* Wilkinson, Anthony M.	27	* Windle, Simon A.	14	Wretham, Gareth L.	26	Zucker, Lionel V.	60
* West, Catherine E.	100	Wilkinson, Carol	15	Windus, Jack	38	Wright, Anne M.	52	* Zuleta, Lorraine	146
* West, Margaret M.	4	Wilkinson, Charles	119	Winfield, Richard	159	* Wright, Christopher	38		
West, Patricia F.	40	* Wilkinson, John P.	14	Wingate-Saul, Priscilla K.	92	Wright, Colin E.	15		
West, Paul F.	40	Wilkinson, Michael E.	21	* Wingfield, Robert I.	146	Wright, Desmond J.	38		







