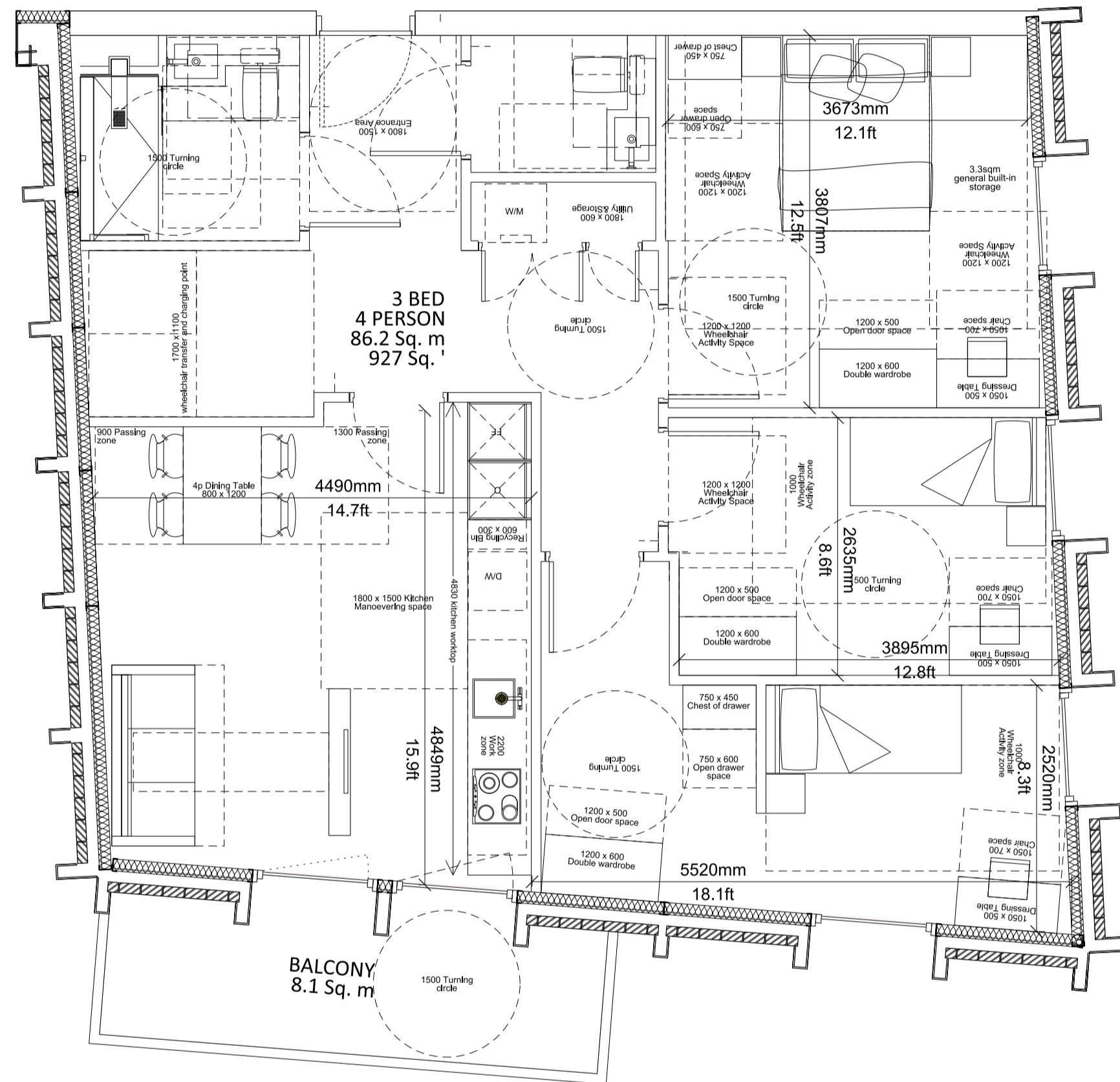


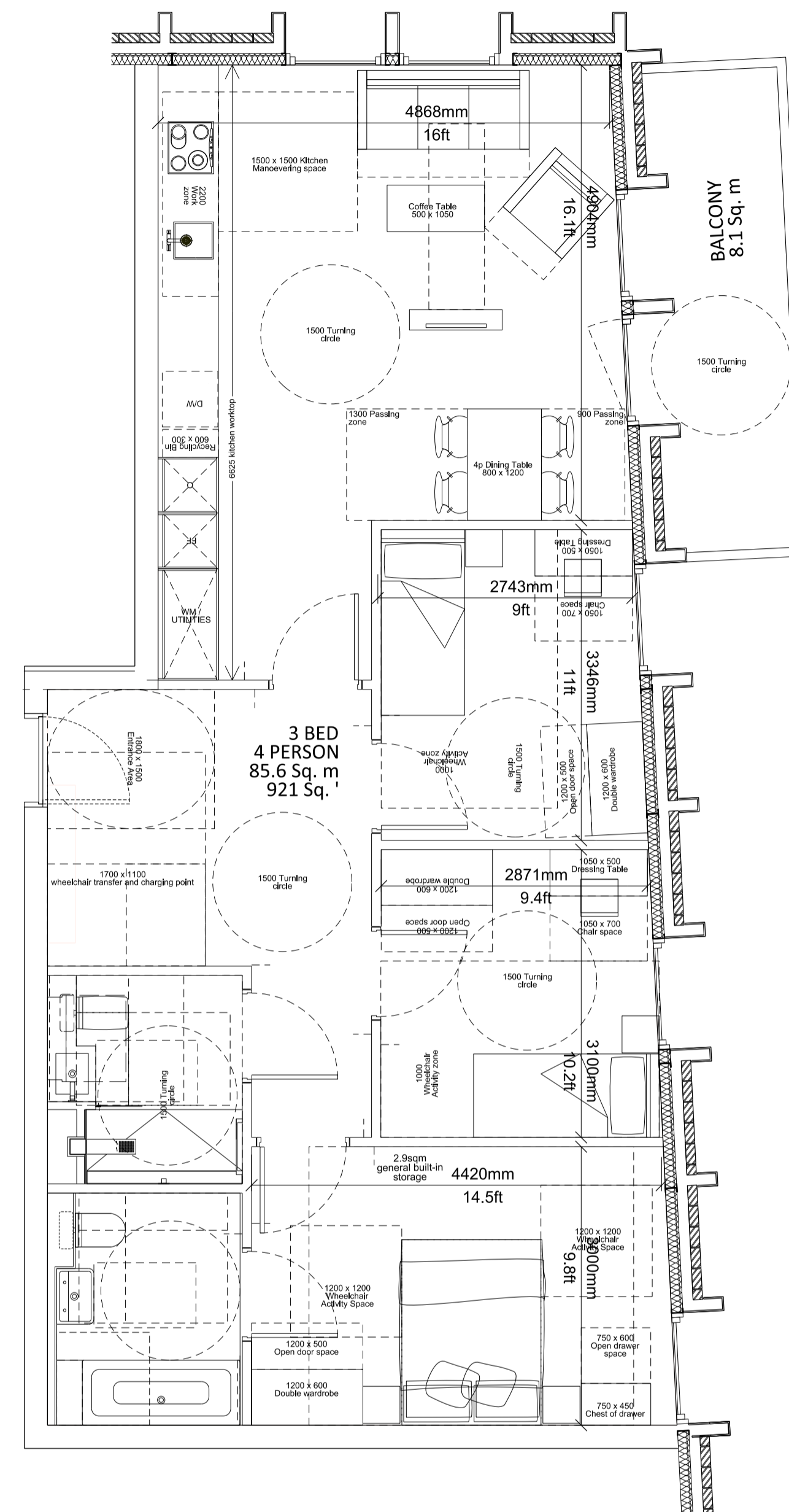
This drawing is copyright
Do not scale off dimensions.
All dimensions to be checked on site by contractor.
Contractor to report any dimensional discrepancies,
errors or omissions prior to commencing on site.

- NOTE:
- 1- All internal layouts and furnishings are shown for indicative purposes only.
 - 2- All landscape layouts are shown for indicative purposes only.

For location refer to drawing:
10046-A-DRG-B-F900-2000-PL



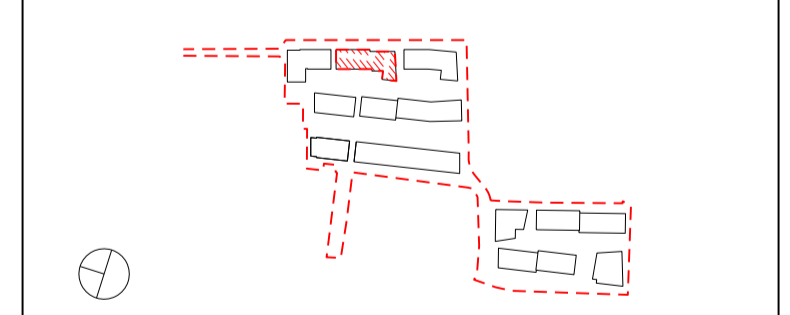
03 3 Bed Apartment - Affordable rent
M4(3)(2)(a)



02 3 Bed Apartment - Affordable rent
M4(3)(2)(b)



Rev	Date	Description
B	21/03/2018	Dimensions added
A	16/02/2018	Disabled units allocation revised



Project Title
CHARLTON RIVERSIDE - PHASE 1 - RS
Drawing Title
Building B
Plot A
Wheelchair Accessible Apartment Layouts

Reason for Issue
Planning RS

Status
For approval

Job No 10046	Scale 1:50 @ A1	Date DEC 2017
------------------------	---------------------------	-------------------------

Drawing No 10046-A-DRG-Z0-G200-5002-PL-RS	Revision B
-----------------------------------------------------	----------------------

SimpsonHaugh
AND PARTNERS

MANCHESTER Riverside, 4 Commercial St Manchester M15 4BQ +44 (0)161 835 2345 www.simpsonhaugh.com	LONDON 5-8 Roberts Place London EC1R 9BB +44 (0)20 7549 4000 mail@simpsonhaugh.com
---------------------------------------------------------------------------------------------------------------	------------------------------------------------------------------------------------------------