


This drawing is copyright  
Do not scale off dimensions.  
All dimensions to be checked on site by contractor.  
Contractor to report any dimensional discrepancies,  
errors or omissions prior to commencing on site.

NOTE:

- 1- All internal layouts and furnishings are shown for indicative purposes only.
- 2- All landscape layouts are shown for indicative purposes only.














 Wheelchair adaptable

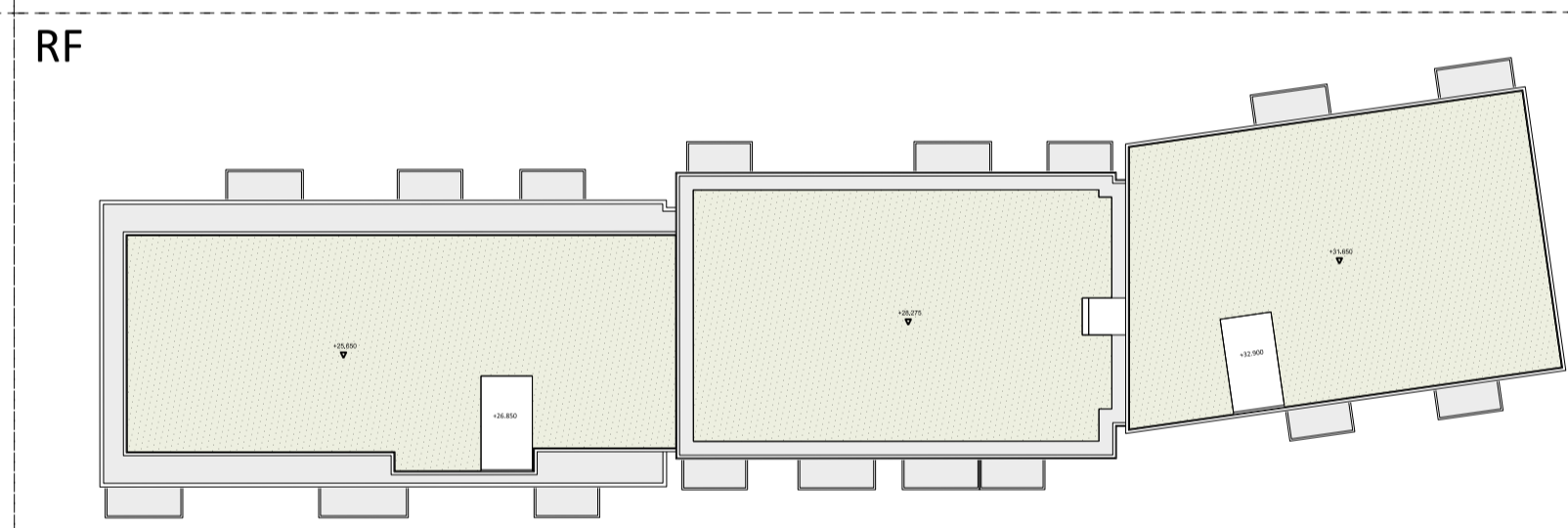
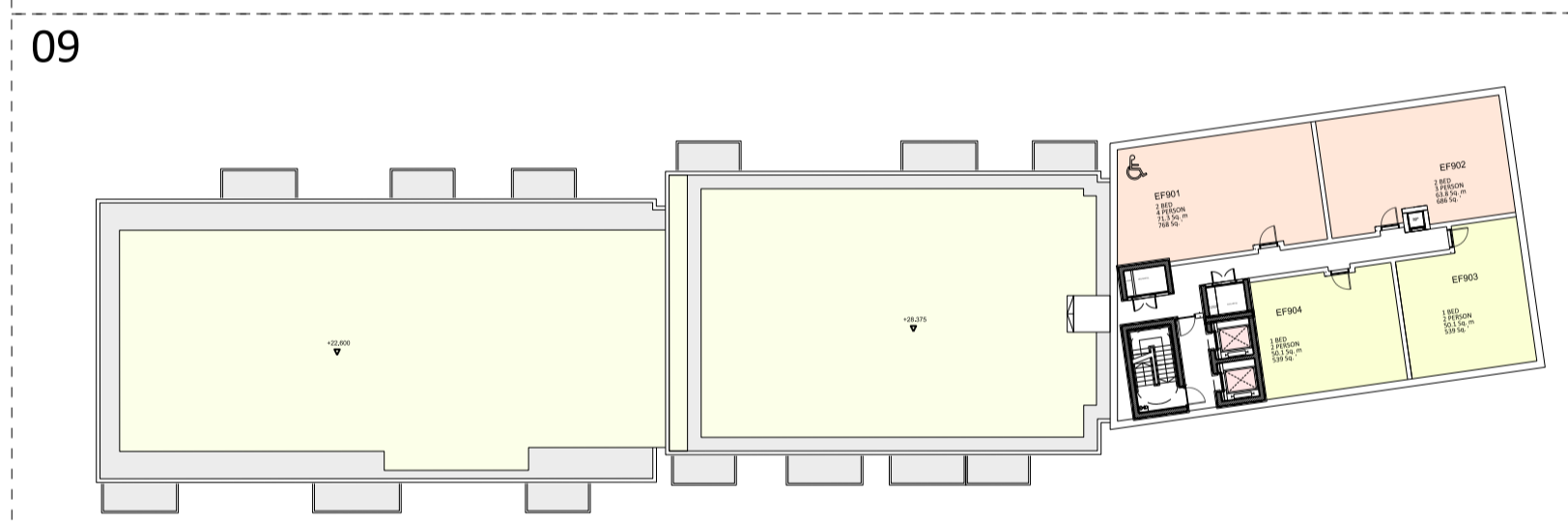
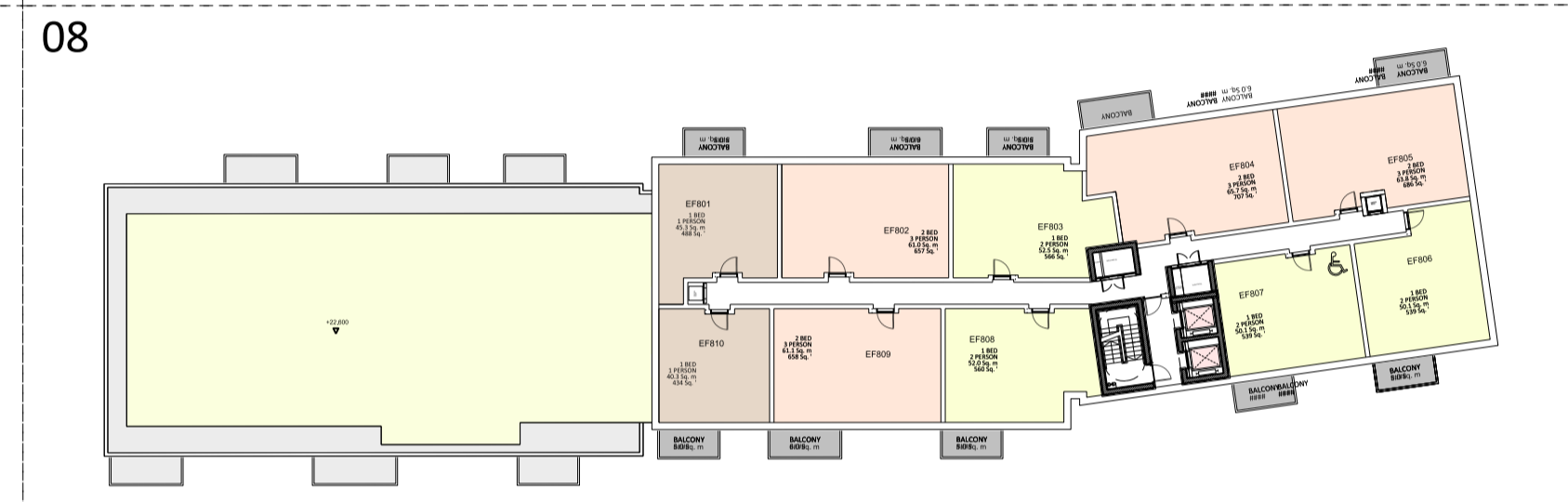
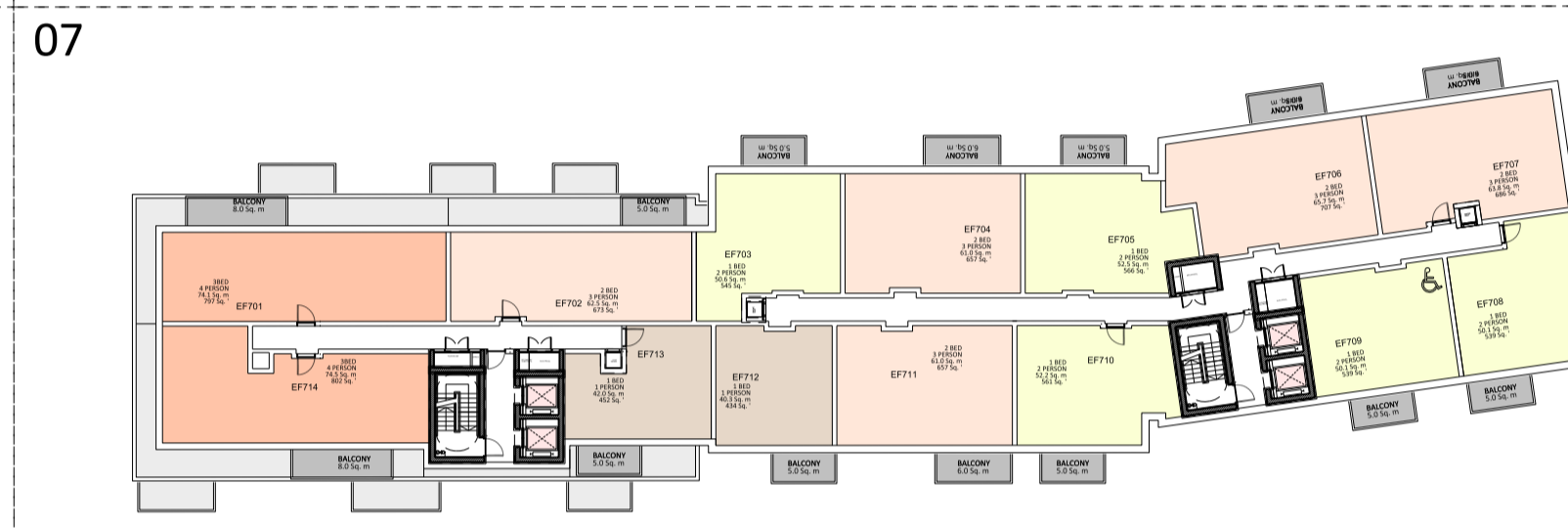
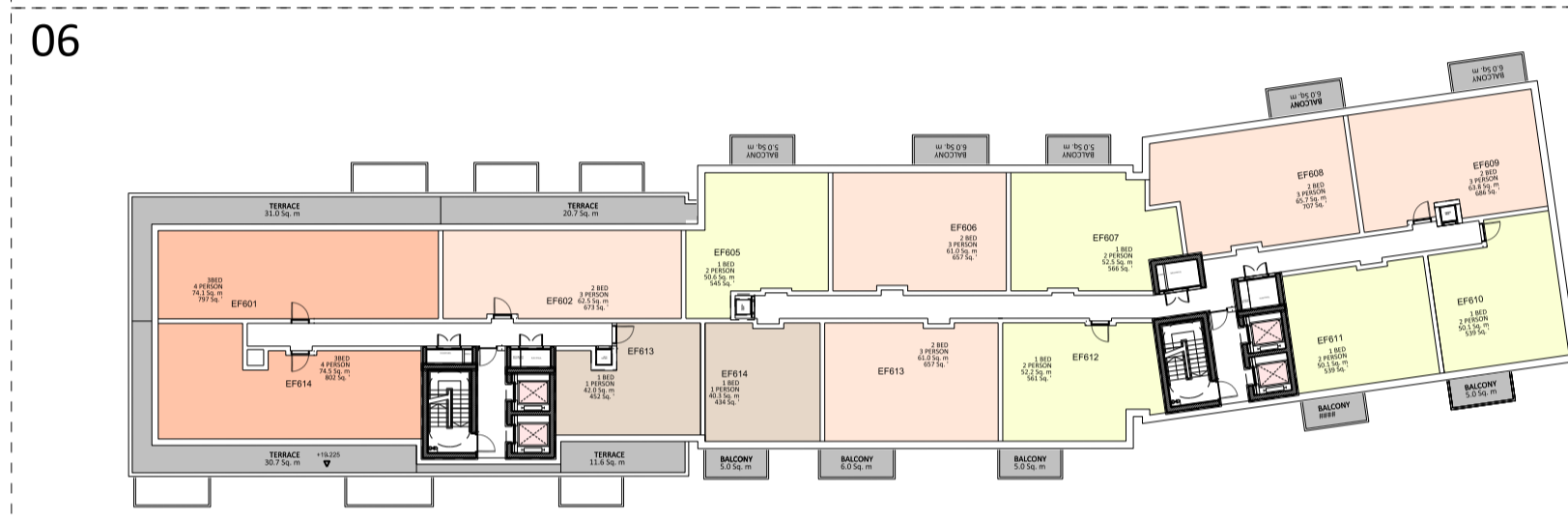
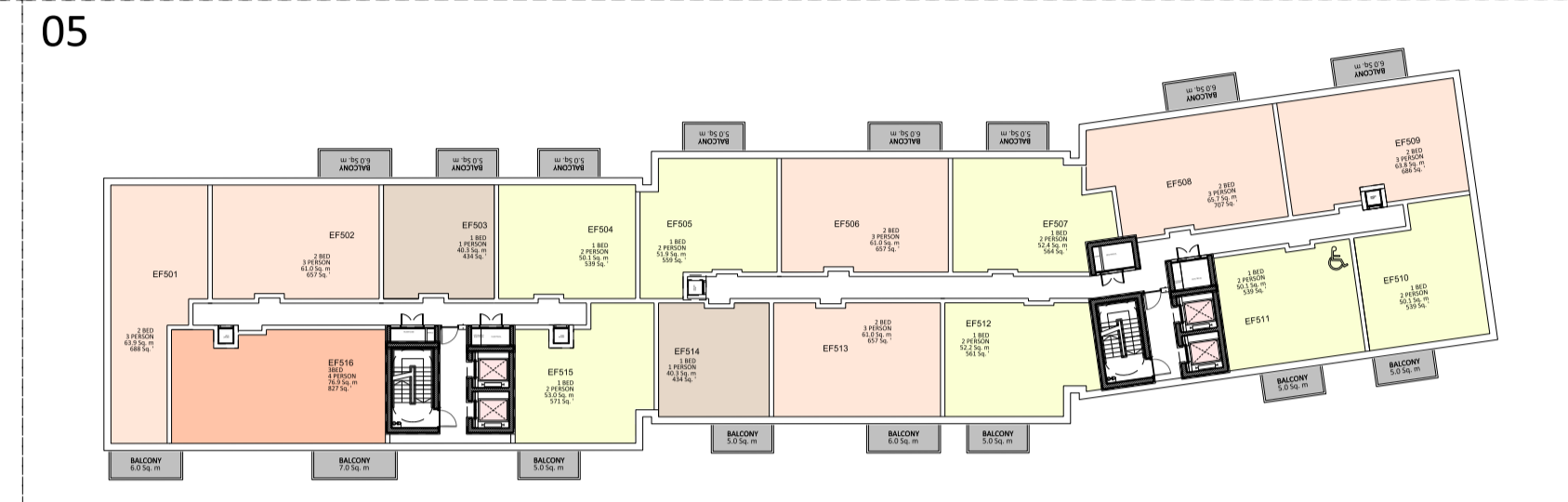
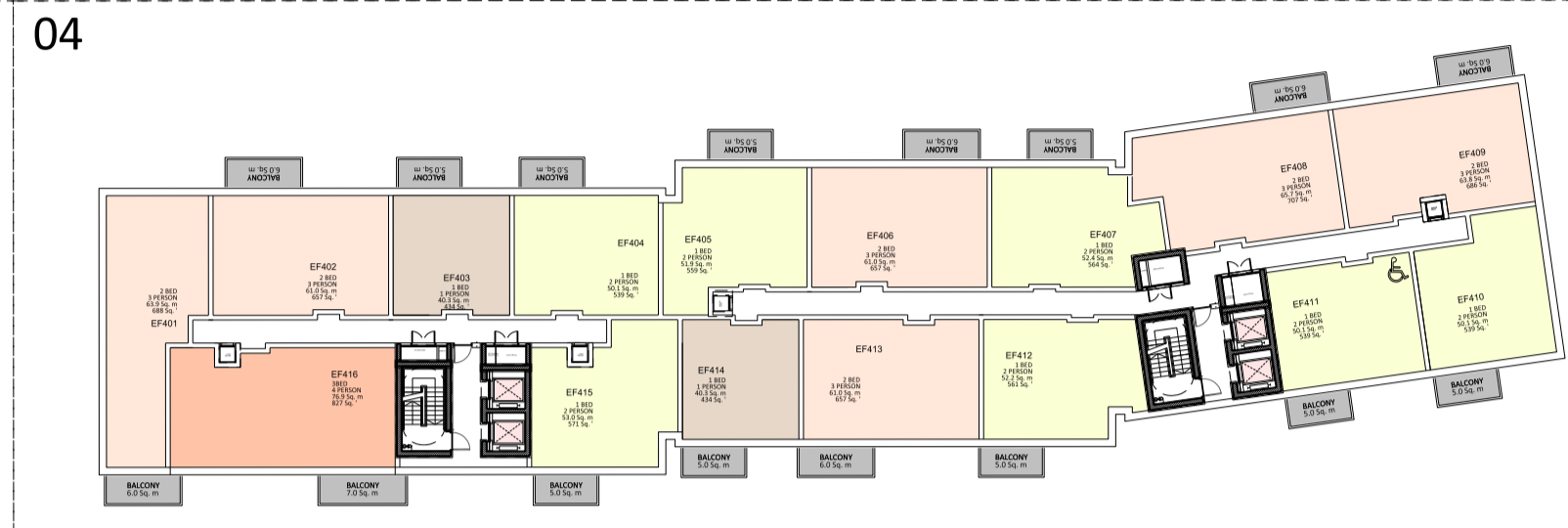
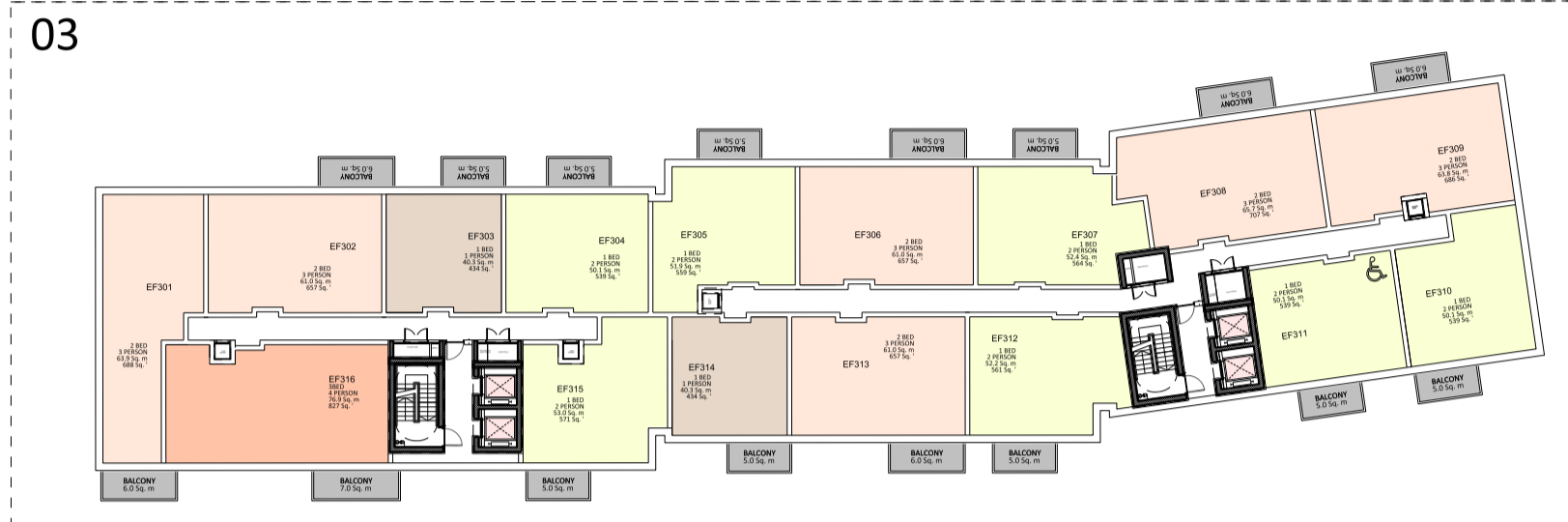
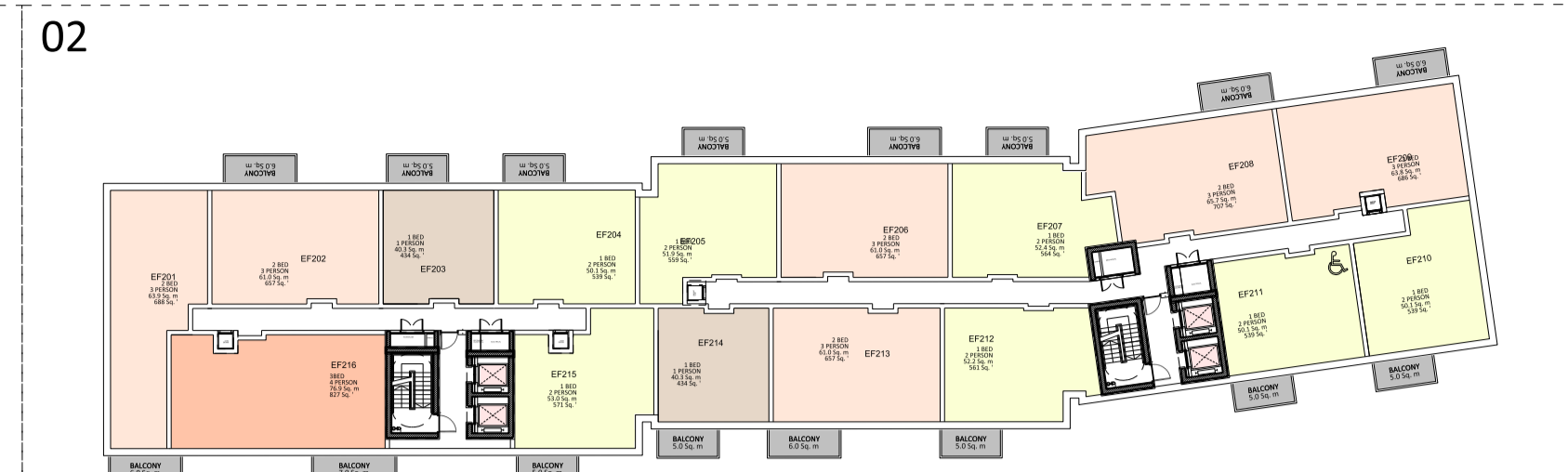
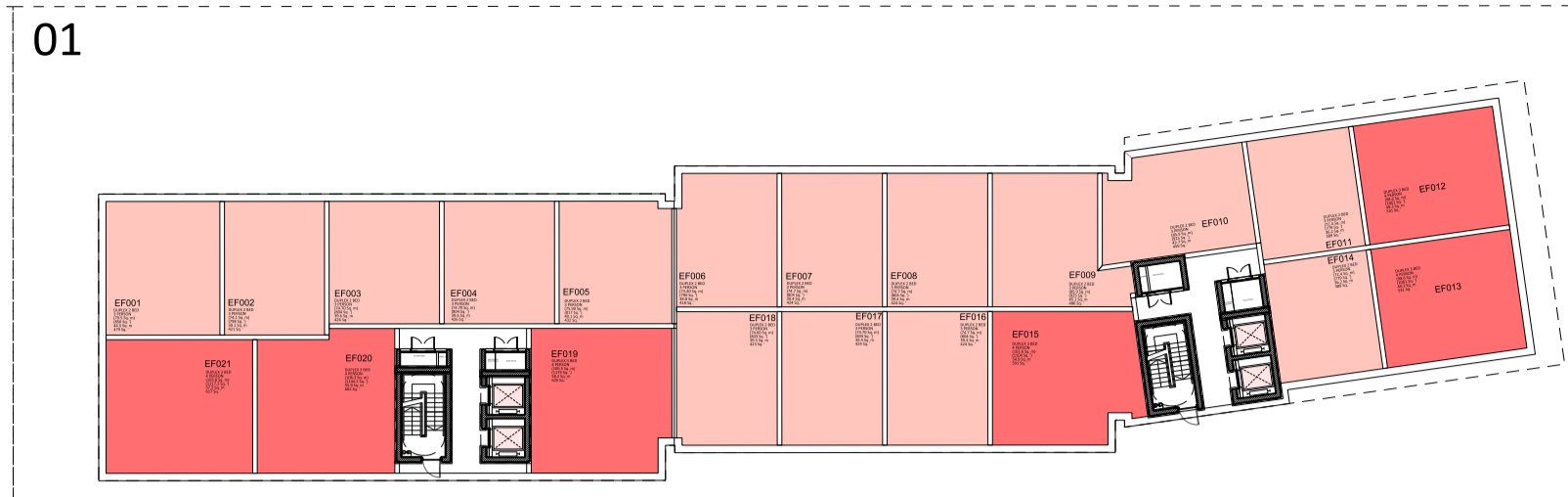
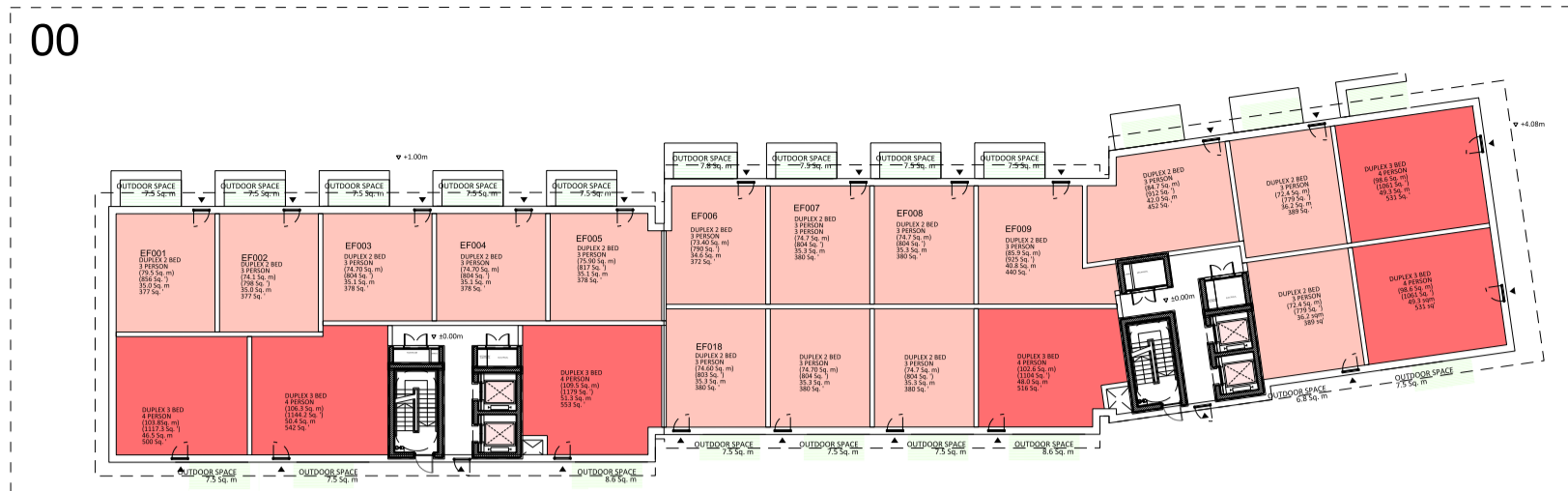
1 Bed: 6 units

2 Bed: 1 unit

3 Bed: 0 units

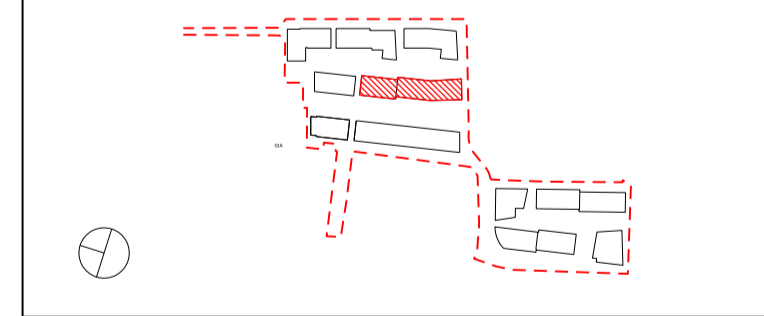
Total: 7 units

-  Apartment 4 Bed
-  Apartment 3 Bed
-  Apartment 2 Bed
-  Apartment 1 Bed
-  Studio
-  Townhouse 3 Bed
-  Townhouse 2 Bed
-  Duplex 4 Bed
-  Duplex 3 Bed
-  Duplex 2 Bed
-  Community
-  Bins
-  Work Space
-  Cycle Store




C	03/12/2018	Amendments as agreed with GLA
B	16/03/2018	Layouts amended
A	16/02/2018	Level05 layout amended, Level 06/07 part floor added

Rev	Date	Description
-----	------	-------------



Project Title  
**CHARLTON RIVERSIDE - PHASE 1 - RS**

Drawing Title  
**Building EF**

Plot A

Unit Matrix

Reason for Issue  
**Planning**

Status  
**For approval**

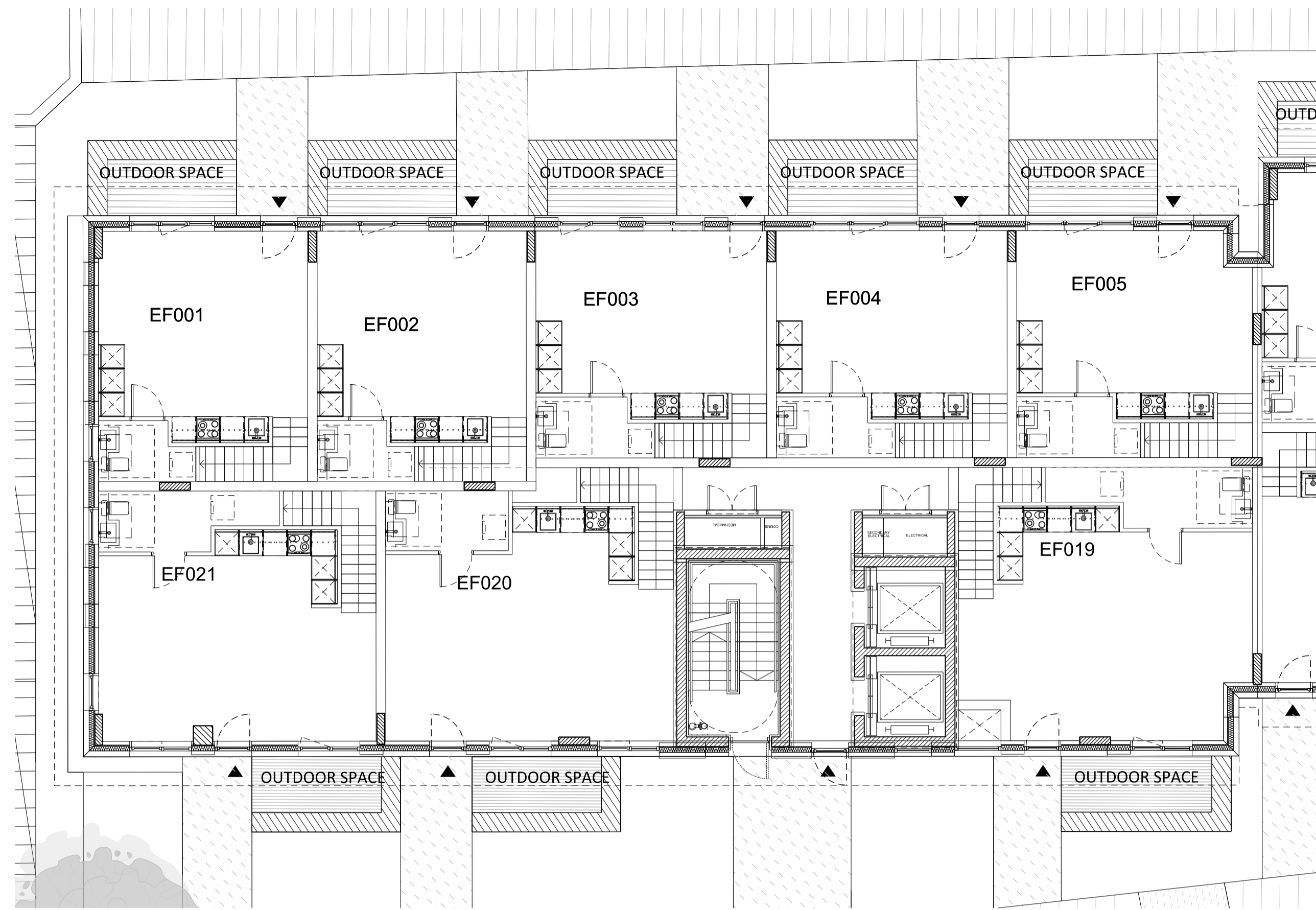
Job No	Scale	Date
10046	1/400 @A1	DEC2017

Drawing No	Revision
10046-A-DRG-EF-F900-2000-PL-RS	C

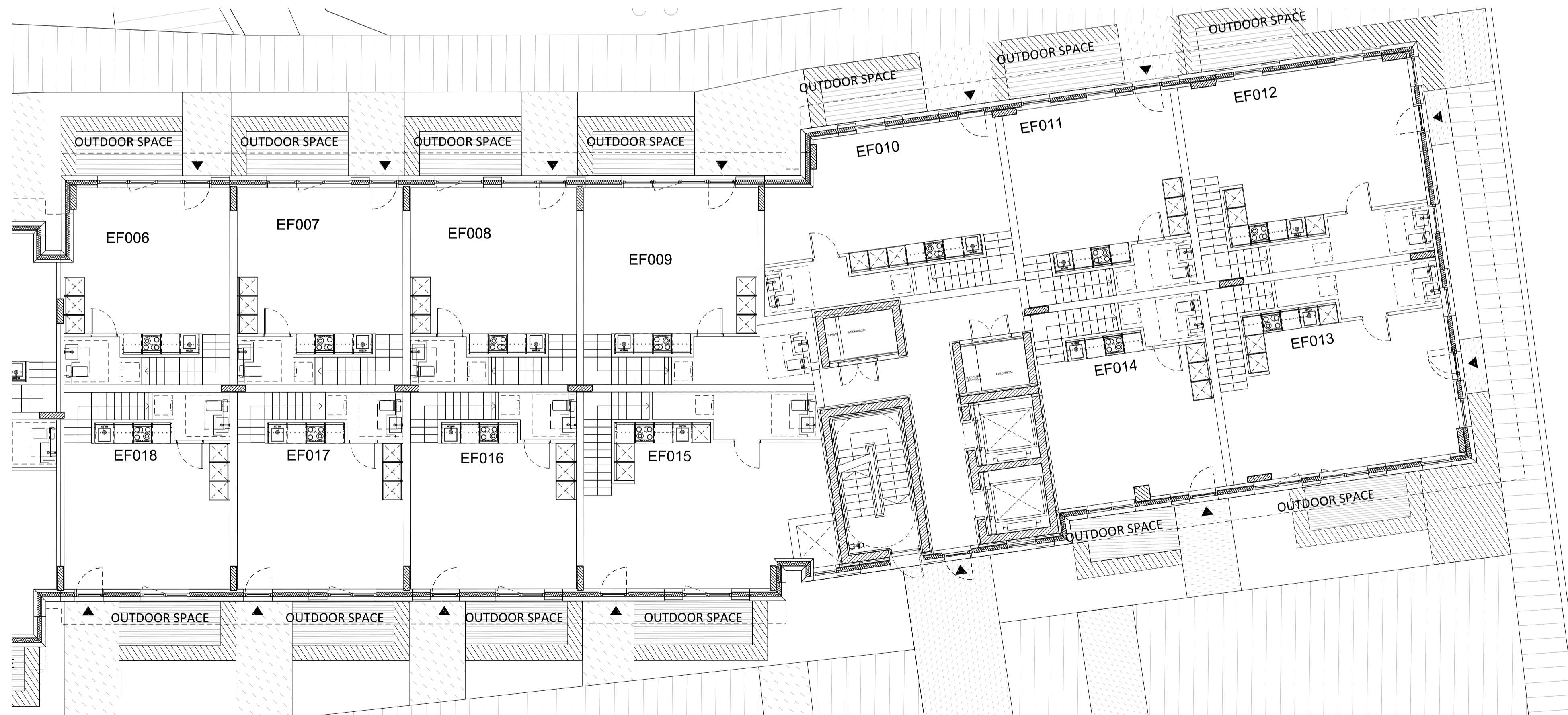
**SimpsonHaugh**  
AND PARTNERS

MANCHESTER  
Riverside, 4 Commercial St  
Manchester M13 4RD  
+44 (0)161 835 2345  
www.simpsonhaugh.com

LONDON  
5-8 Roberts Place  
London EC1R 9BB  
+44 (0)20 7549 4000  
mail@simpsonhaugh.com



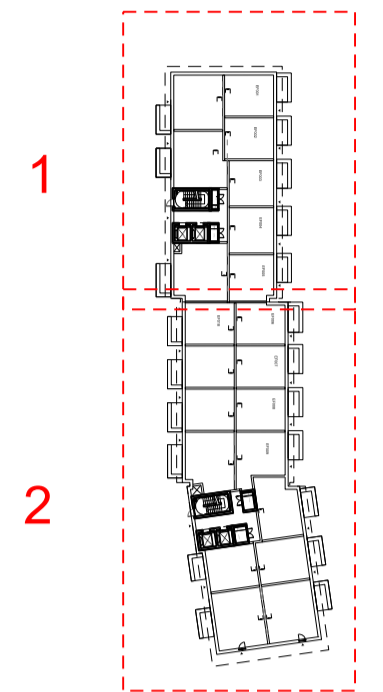
01 Ground floor plan  
Section 1



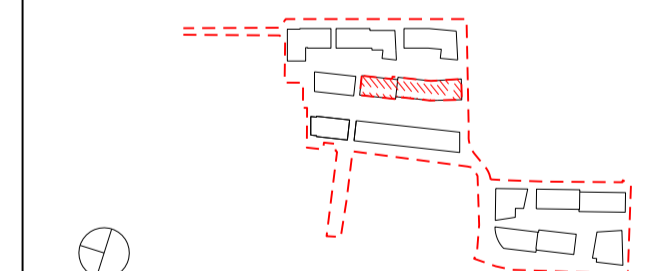
00 Ground floor plan  
Section 2

This drawing is copyright  
Do not scale off dimensions.  
All dimensions to be checked on site by contractor.  
Contractor to report any dimensional discrepancies,  
errors or omissions prior to commencing on site.

- NOTE:
- 1- All internal layouts and furnishings are shown for indicative purposes only.
  - 2- All landscape layouts are shown for indicative purposes only.



Rev	Date	Description
B	03/12/2018	Amendments as agreed with GLA
A	16/02/2018	North facade amended



Project Title  
**CHARLTON RIVERSIDE - PHASE 1 - RS**  
Drawing Title  
**Building EF**  
**Plot A**  
**Apartment Layouts**  
**Level 00**

Reason for Issue  
**Planning RS**

Status  
**For approval**

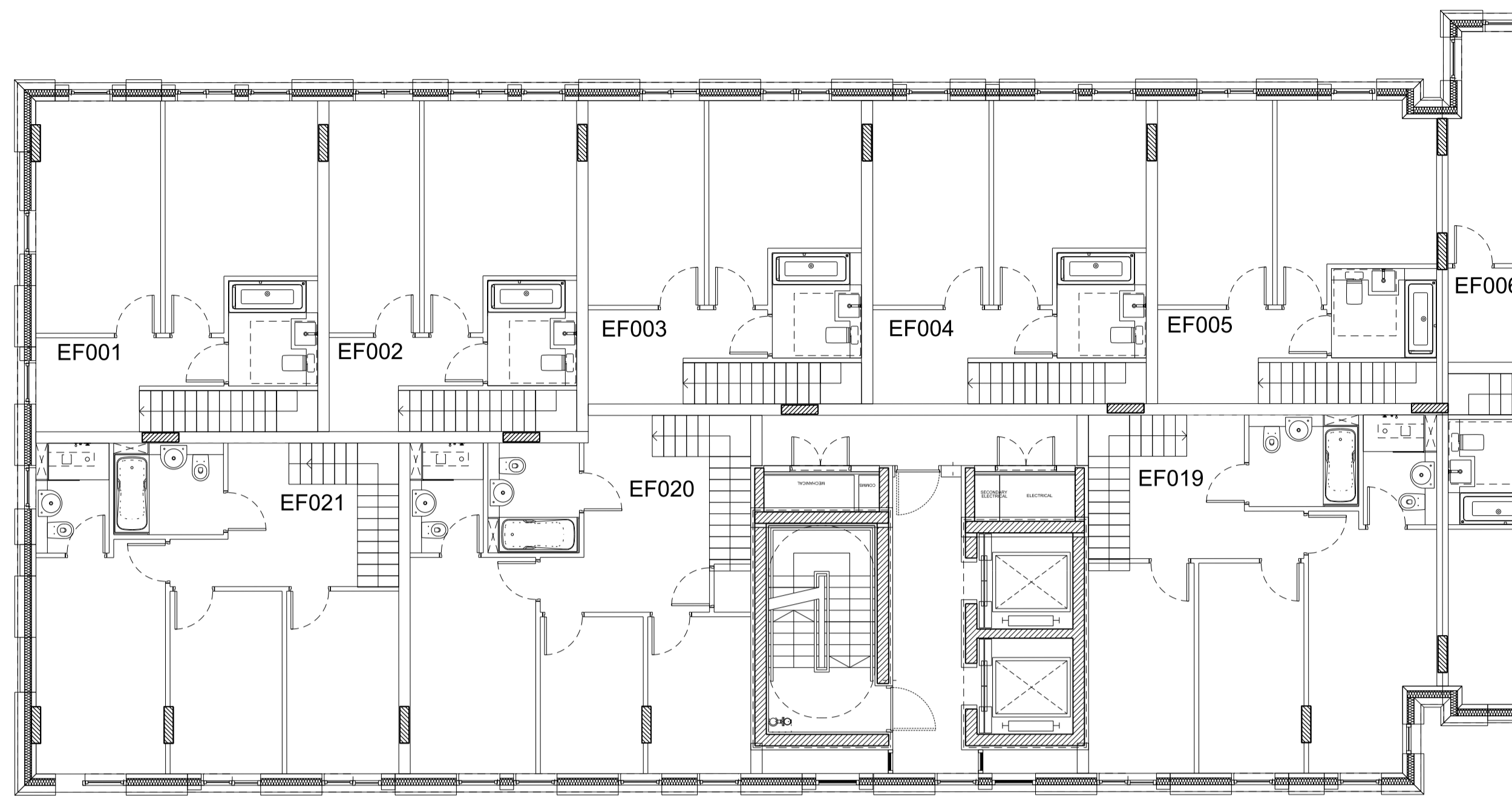
Job No	Scale	Date
10046	1:100 @ A1	DEC 2017

Drawing No	Revision
10046-A-DRG-EF-G200-2000-PL-RS	B

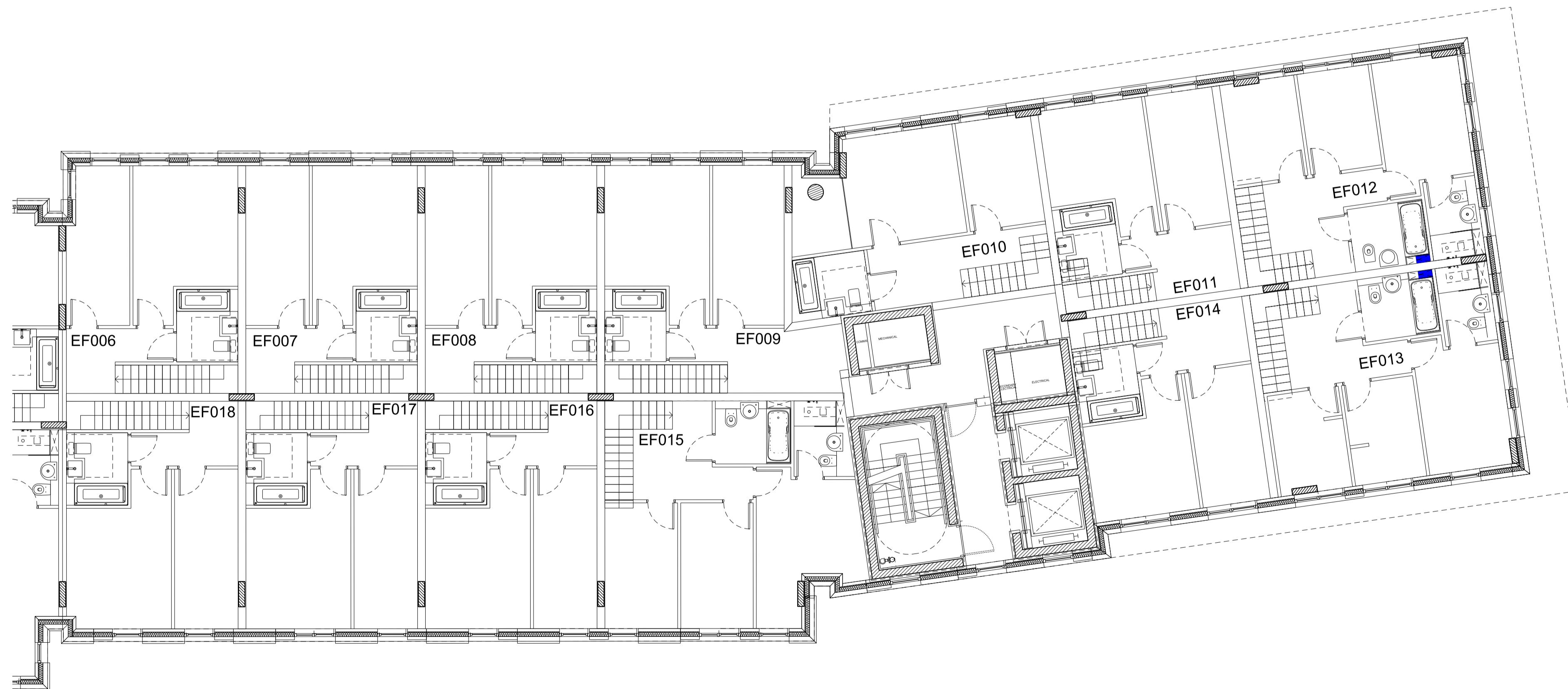
**SimpsonHaugh**  
AND PARTNERS

MANCHESTER  
Riverside, 4 Commercial St  
Manchester M15 4RQ  
+44 (0)161 835 2345  
www.simpsonhaugh.com

LONDON  
5-8 Roberts Place  
London EC1R 9BB  
+44 (0)20 7549 4000  
mail@simpsonhaugh.com



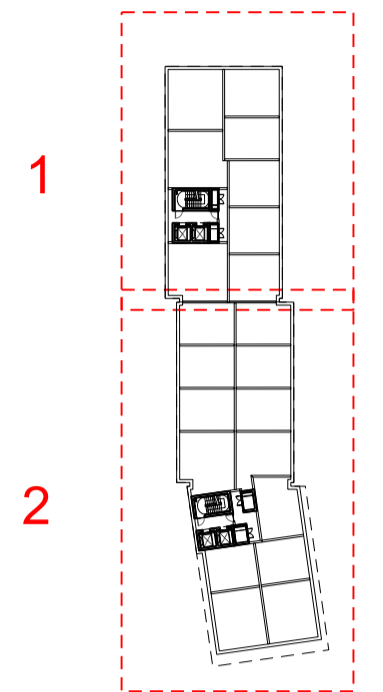
01 Level 01 plan  
Section 1



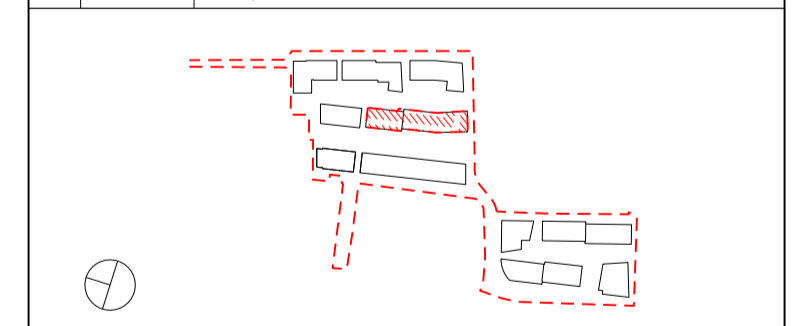
01 Level 01 plan  
Section 2

This drawing is copyright  
Do not scale off dimensions.  
All dimensions to be checked on site by contractor.  
Contractor to report any dimensional discrepancies,  
errors or omissions prior to commencing on site.

- NOTE:
- 1- All internal layouts and furnishings are shown for indicative purposes only.
  - 2- All landscape layouts are shown for indicative purposes only.



Rev	Date	Description
B	03/12/2018	Amendments as agreed with GLA
A	16/02/2018	North facade amended



Project Title  
**CHARLTON RIVERSIDE - PHASE 1 - RS**  
Drawing Title  
**Building EF**  
**Plot A**  
**Apartment Layouts**  
**Level 01**

Reason for Issue  
**Planning RS**

Status  
**For approval**

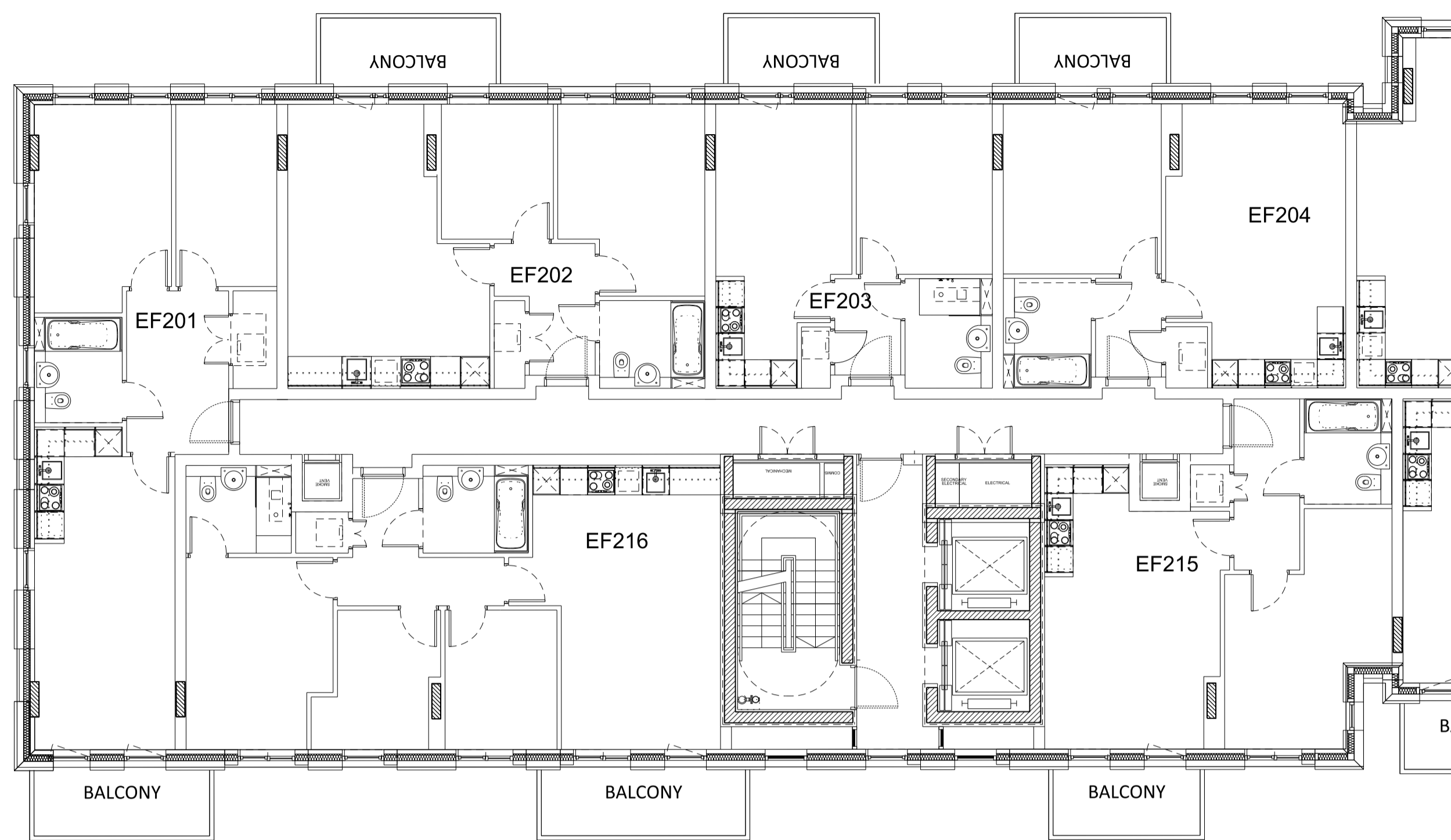
Job No	Scale	Date
10046	1:100 @ A1	DEC 2017

Drawing No	Revision
10046-A-DRG-EF-G200-2001-PL-RS	B

**SimpsonHaugh**  
AND PARTNERS

MANCHESTER  
Riverside, 4 Commercial St  
Manchester M13 4BQ  
+44 (0)161 835 2345  
www.simpsonhaugh.com

LONDON  
5-8 Roberts Place  
London EC1R 9BQ  
+44 (0)20 7549 4000  
mail@simpsonhaugh.com



01 Level 02 plan  
Section 1

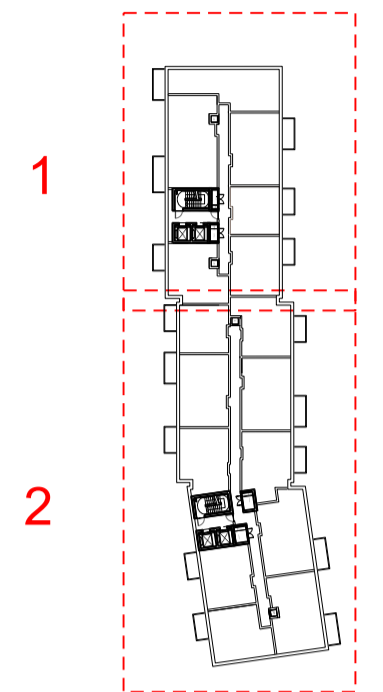


02 Level 02 plan  
Section 2

This drawing is copyright  
Do not scale off dimensions.  
All dimensions to be checked on site by contractor.  
Contractor to report any dimensional discrepancies,  
errors or omissions prior to commencing on site.

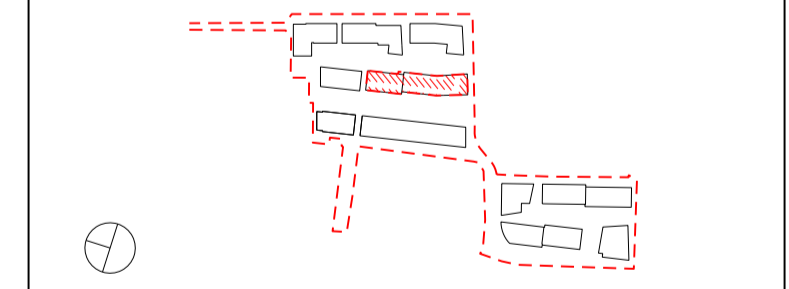
NOTE:

- 1- All internal layouts and furnishings are shown for indicative purposes only.
- 2- All landscape layouts are shown for indicative purposes only.



Rev	Date	Description
B	03/12/2018	Amendments as agreed with GLA
A	16/02/2018	North facade amended

Rev Date Description



Project Title  
**CHARLTON RIVERSIDE - PHASE 1 - RS**  
Drawing Title  
**Building EF**  
**Plot A**  
**Apartment Layouts**  
**Level 02**

Reason for Issue  
**Planning RS**

Status  
**For approval**

Job No	Scale	Date
10046	1:100 @ A1	DEC 2017
Drawing No	Revision	
10046-A-DRG-EF-G200-2002-PL-RS	B	

**SimpsonHaugh**  
AND PARTNERS

MANCHESTER  
Riverside, 4 Commercial St  
Manchester M13 4RD  
+44 (0)161 835 2345  
www.simpsonhaugh.com

LONDON  
5-8 Roberts Place  
London EC1R 9BB  
+44 (0)20 7549 4000  
mail@simpsonhaugh.com



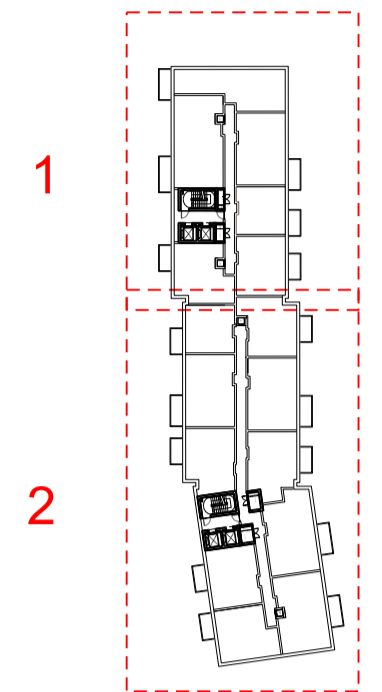
01 Level 03 plan  
Section 1



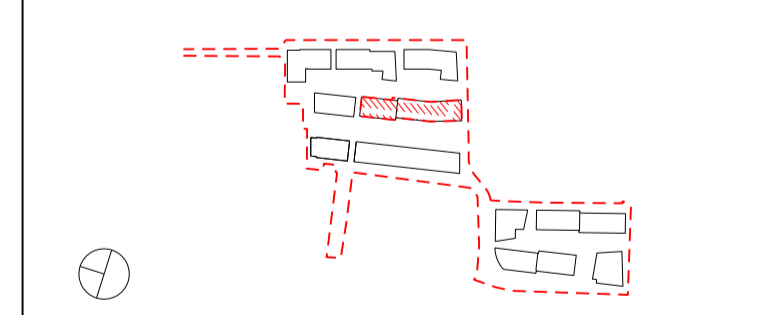
02 Level 03 plan  
Section 2

This drawing is copyright  
Do not scale off dimensions.  
All dimensions to be checked on site by contractor.  
Contractor to report any dimensional discrepancies,  
errors or omissions prior to commencing on site.

- NOTE:
- 1- All internal layouts and furnishings are shown for indicative purposes only.
  - 2- All landscape layouts are shown for indicative purposes only.



Rev	Date	Description
B	03/12/2018	Amendments as agreed with GLA
A	16/02/2018	North facade amended



Project Title  
**CHARLTON RIVERSIDE - PHASE 1 - RS**

Drawing Title  
**Building EF  
Plot A  
Apartment Layouts  
Level 03**

Reason for Issue  
**Planning RS**

Status  
**For approval**

Job No  
**10046**

Scale  
**1:100 @ A1**

Date  
**DEC 2017**

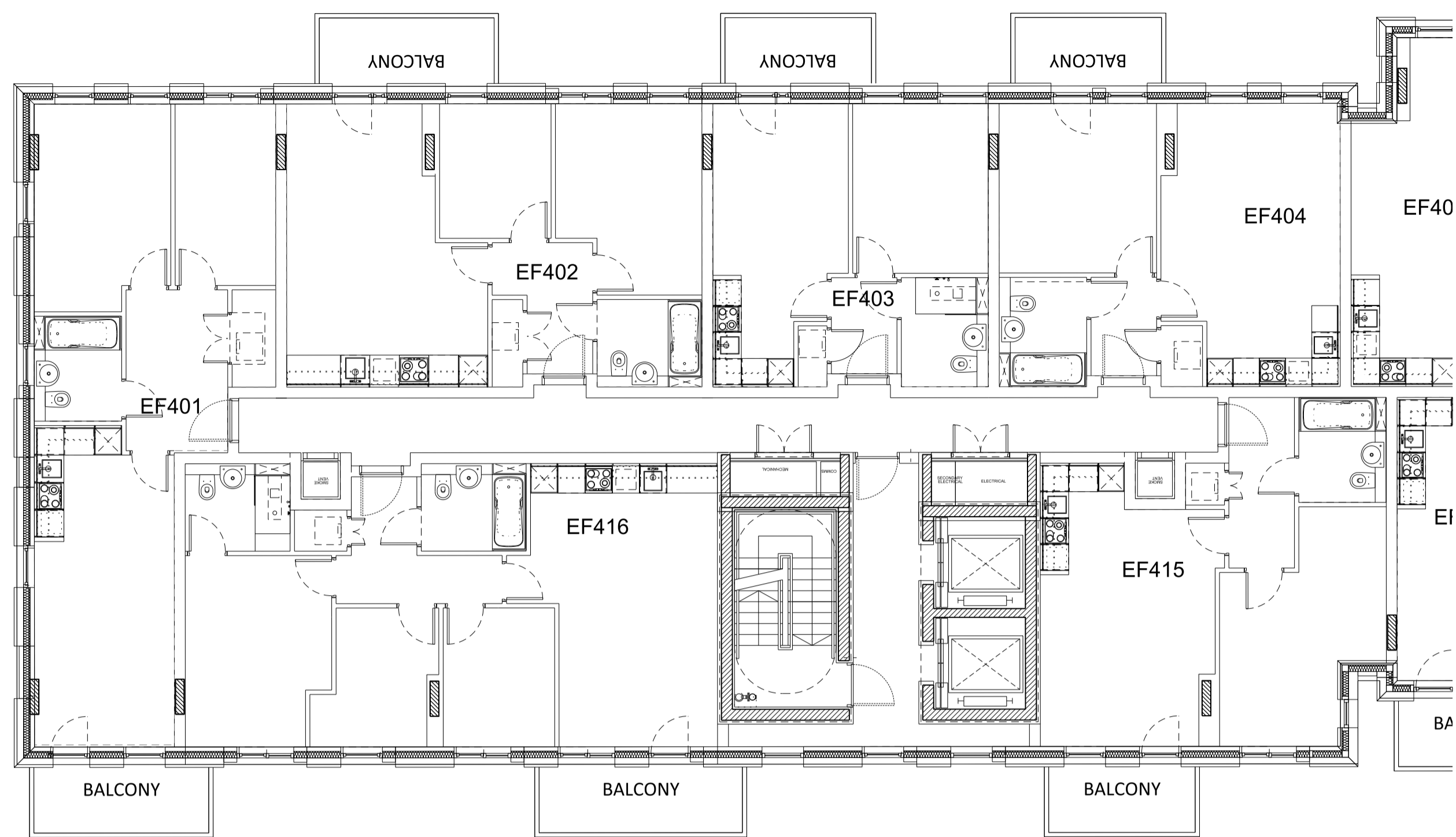
Drawing No  
**10046-A-DRG-EF-G200-2003-PL-RS**

Revision  
**B**

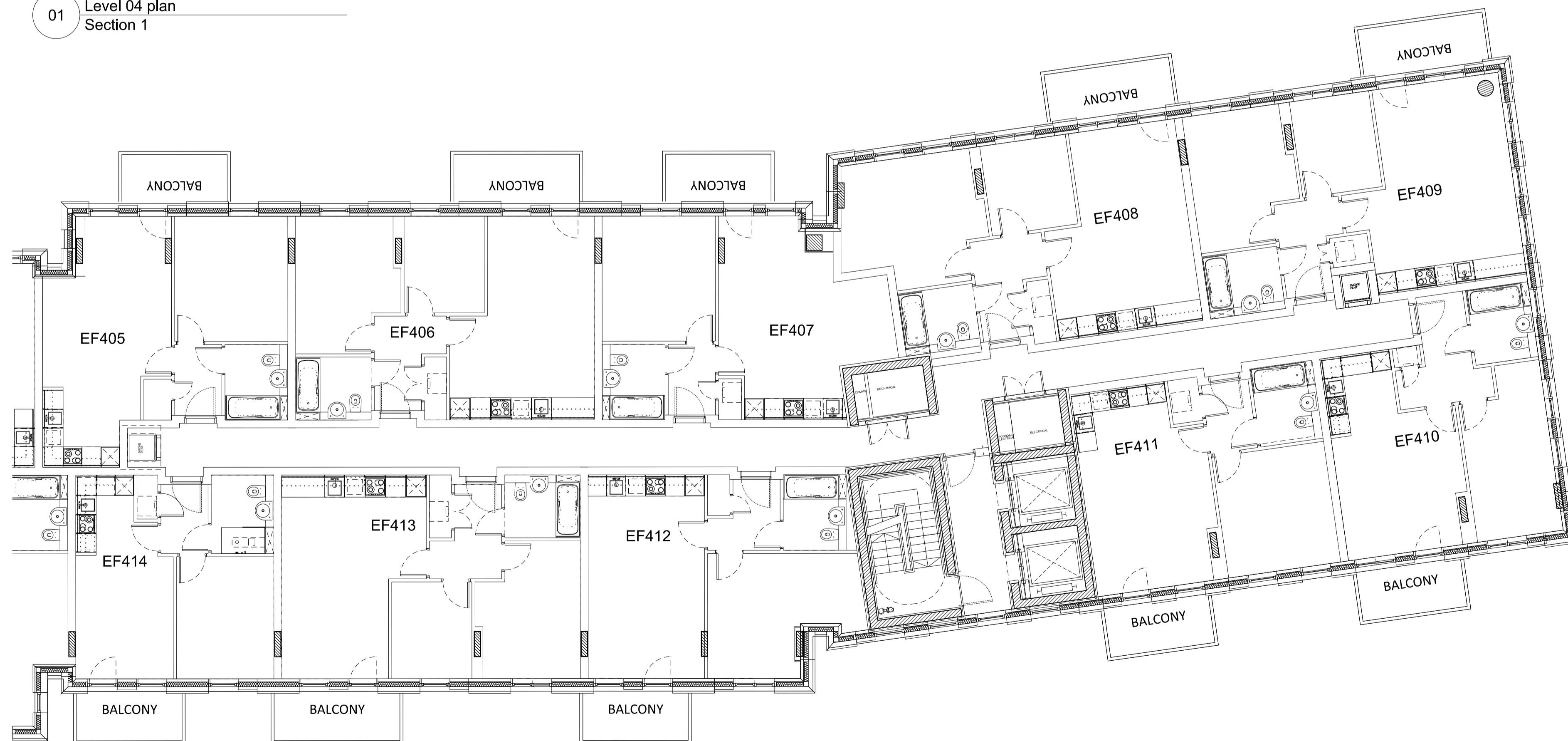
**SimpsonHaugh  
AND PARTNERS**

MANCHESTER  
Riverside, 4 Commercial St  
Manchester M13 4RD  
+44 (0)161 835 2345  
www.simpsonhaugh.com

LONDON  
5-8 Roberts Place  
London EC1R 9BB  
+44 (0)20 7549 4000  
mail@simpsonhaugh.com



01 Level 04 plan  
Section 1

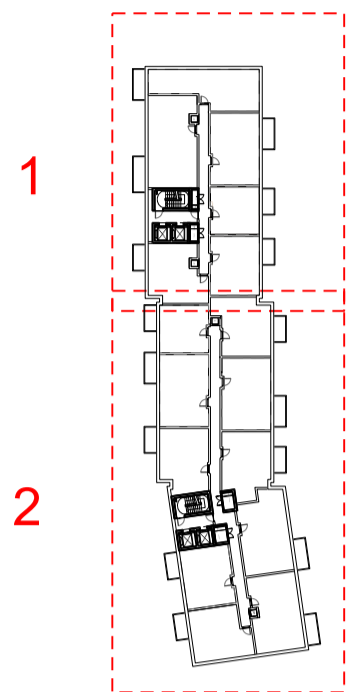


02 Level 04 plan  
Section 2

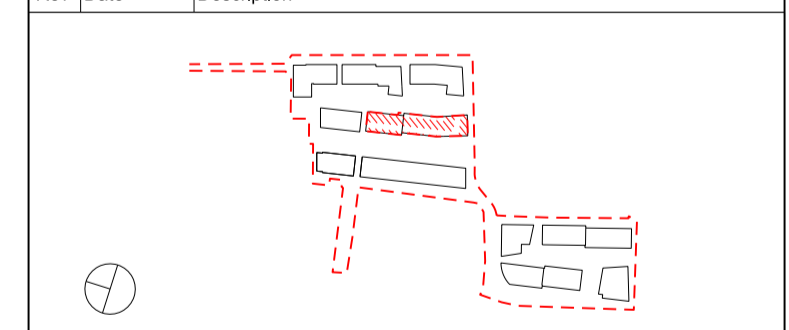
This drawing is copyright  
Do not scale off dimensions.  
All dimensions to be checked on site by contractor.  
Contractor to report any dimensional discrepancies,  
errors or omissions prior to commencing on site.

NOTE:

- 1- All internal layouts and furnishings are shown for indicative purposes only.
- 2- All landscape layouts are shown for indicative purposes only.



Rev	Date	Description
B	03/12/2018	Amendments as agreed with GLA
A	16/02/2018	North facade amended



Project Title  
**CHARLTON RIVERSIDE - PHASE 1 - RS**  
Drawing Title  
**Building EF**  
**Plot A**  
**Apartment Layouts**  
**Level 04**

Reason for Issue

Status  
**For approval**

Job No	Scale	Date
10046	1:100 @ A1	DEC 2017

Drawing No	Revision
10046-A-DRG-EF-G200-2004-PL-RS	B

**SimpsonHaugh**  
AND PARTNERS

MANCHESTER Riverside, 4 Commercial St Manchester M13 4RD +44 (0)161 835 2345 www.simpsonhaugh.com	LONDON 5-8 Roberts Place London EC1R 9BB +44 (0)20 7549 4000 mail@simpsonhaugh.com
---	--



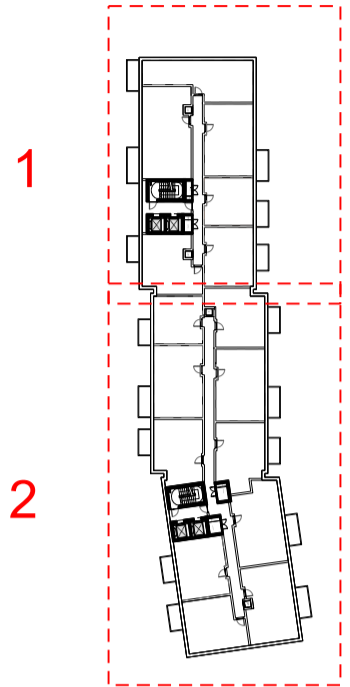
01 Level 05 plan  
Section 1



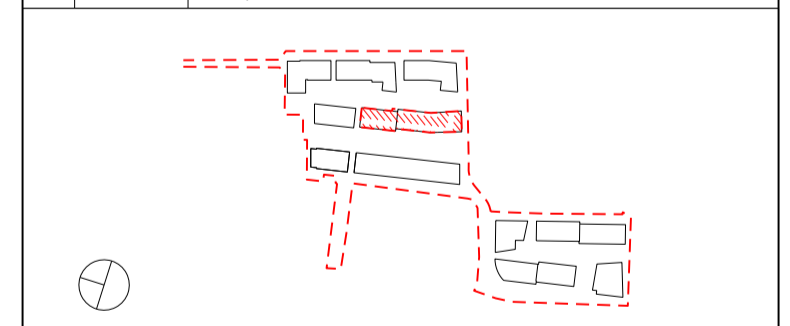
02 Level 05 plan  
Section 2

This drawing is copyright  
Do not scale off dimensions.  
All dimensions to be checked on site by contractor.  
Contractor to report any dimensional discrepancies,  
errors or omissions prior to commencing on site.

- NOTE:
- 1- All internal layouts and furnishings are shown for indicative purposes only.
  - 2- All landscape layouts are shown for indicative purposes only.



Rev	Date	Description
B	03/12/2018	Amendments as agreed with GLA
A	16/02/2018	Layout and facade amended



Project Title  
**CHARLTON RIVERSIDE - PHASE 1 - RS**

Drawing Title  
**Building EF  
Plot A  
Apartment Layouts  
Level 05**

Reason for Issue  
**Planning RS**

Status  
**For approval**

Job No	Scale	Date
10046	1:100 @ A1	DEC 2017

Drawing No	Revision
10046-A-DRG-EF-G200-2005-PL-RS	B

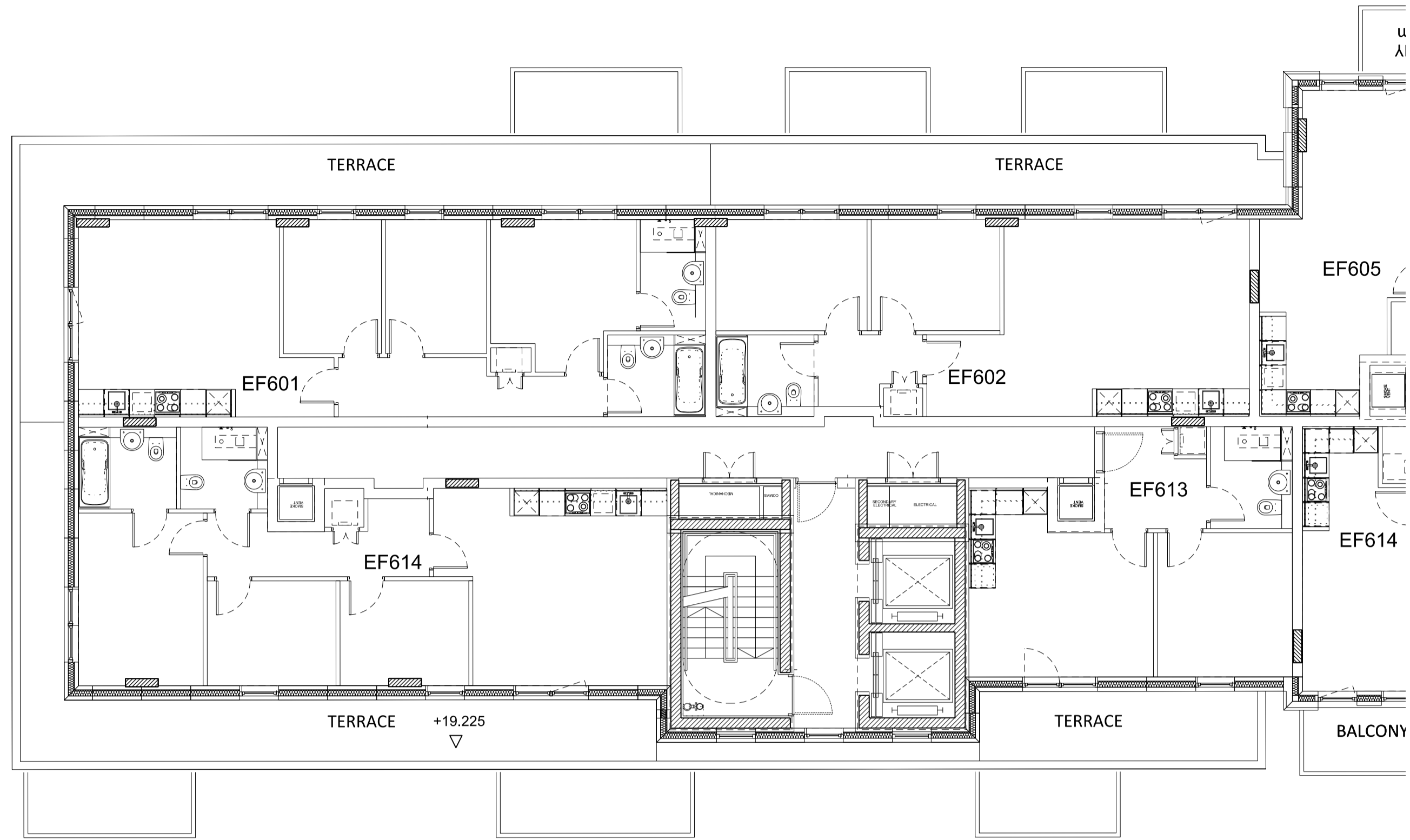
**SimpsonHaugh  
AND PARTNERS**

MANCHESTER  
Riverside, 4 Commercial St  
Manchester M15 4BQ  
+44 (0)161 835 2345  
www.simpsonhaugh.com

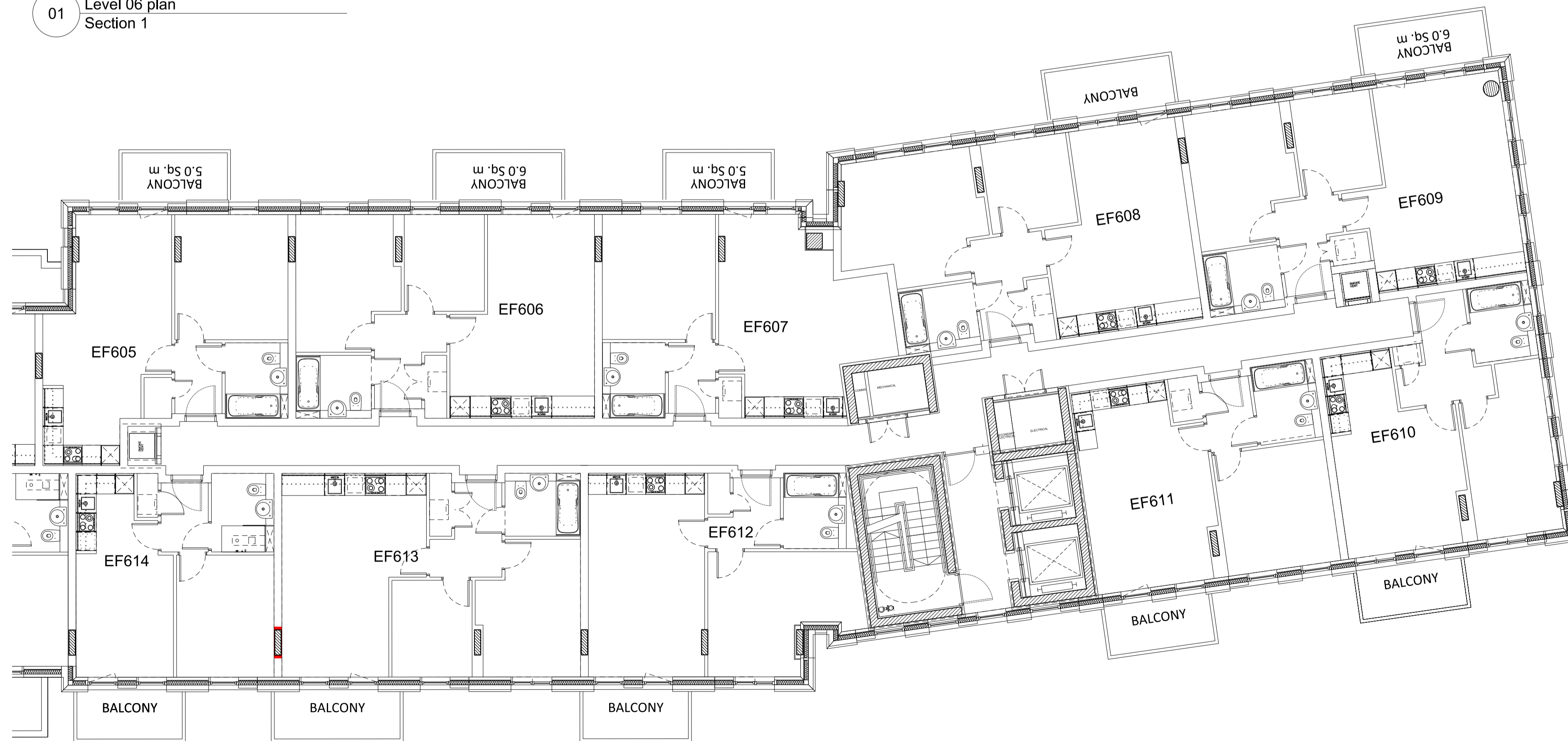
LONDON  
5-8 Roberts Place  
London EC1R 9BB  
+44 (0)20 7549 4000  
mail@simpsonhaugh.com

This drawing is copyright  
Do not scale off dimensions.  
All dimensions to be checked on site by contractor.  
Contractor to report any dimensional discrepancies,  
errors or omissions prior to commencing on site.

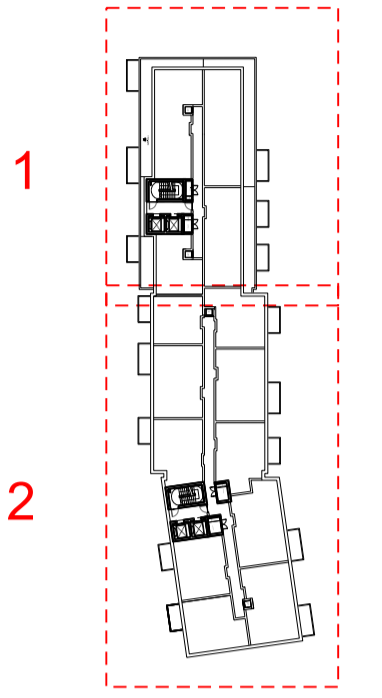
- NOTE:
- 1- All internal layouts and furnishings are shown for indicative purposes only.
  - 2- All landscape layouts are shown for indicative purposes only.



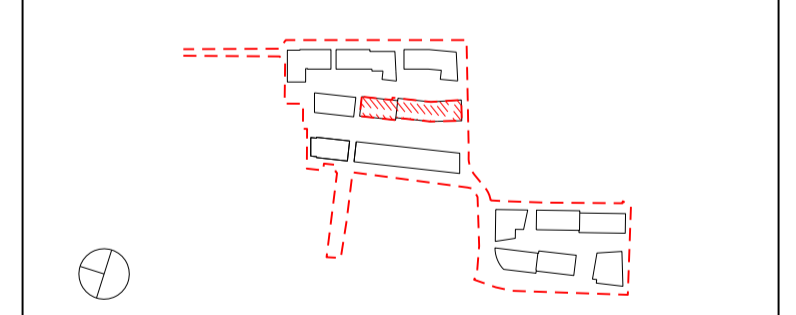
01 Level 06 plan  
Section 1



02 Level 06 plan  
Section 2



Rev	Date	Description
B	03/12/2018	Amendments as agreed with GLA
A	16/02/2018	Building E floor added



Project Title  
**CHARLTON RIVERSIDE - PHASE 1 - RS**

Drawing Title  
**Building EF  
Plot A  
Apartment Layouts  
Level 06**

Reason for Issue  
**Planning RS**

Status  
**For approval**

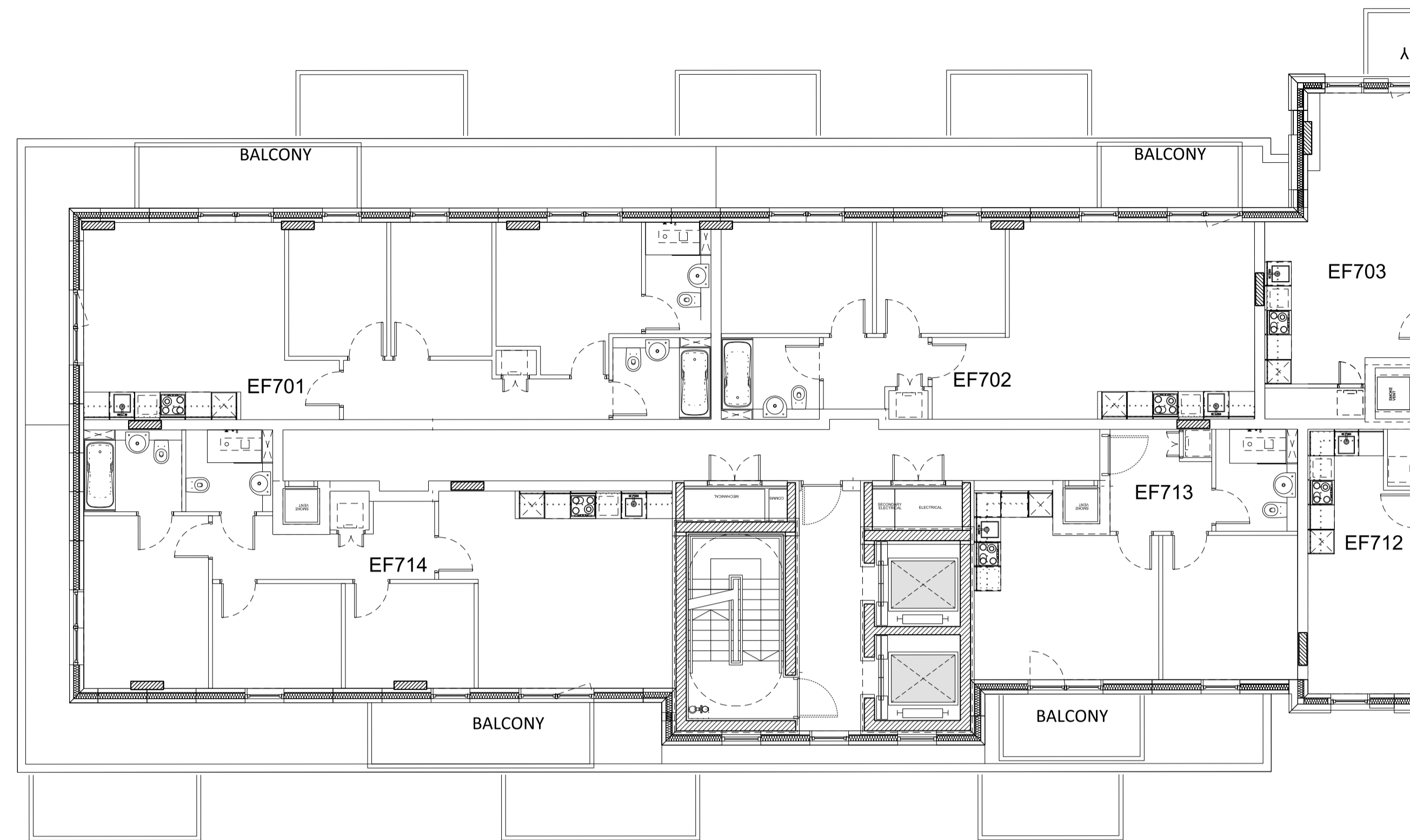
Job No	Scale	Date
10046	1:100 @ A1	DEC 2017

Drawing No	Revision
10046-A-DRG-EF-G200-2006-PL-RS	B

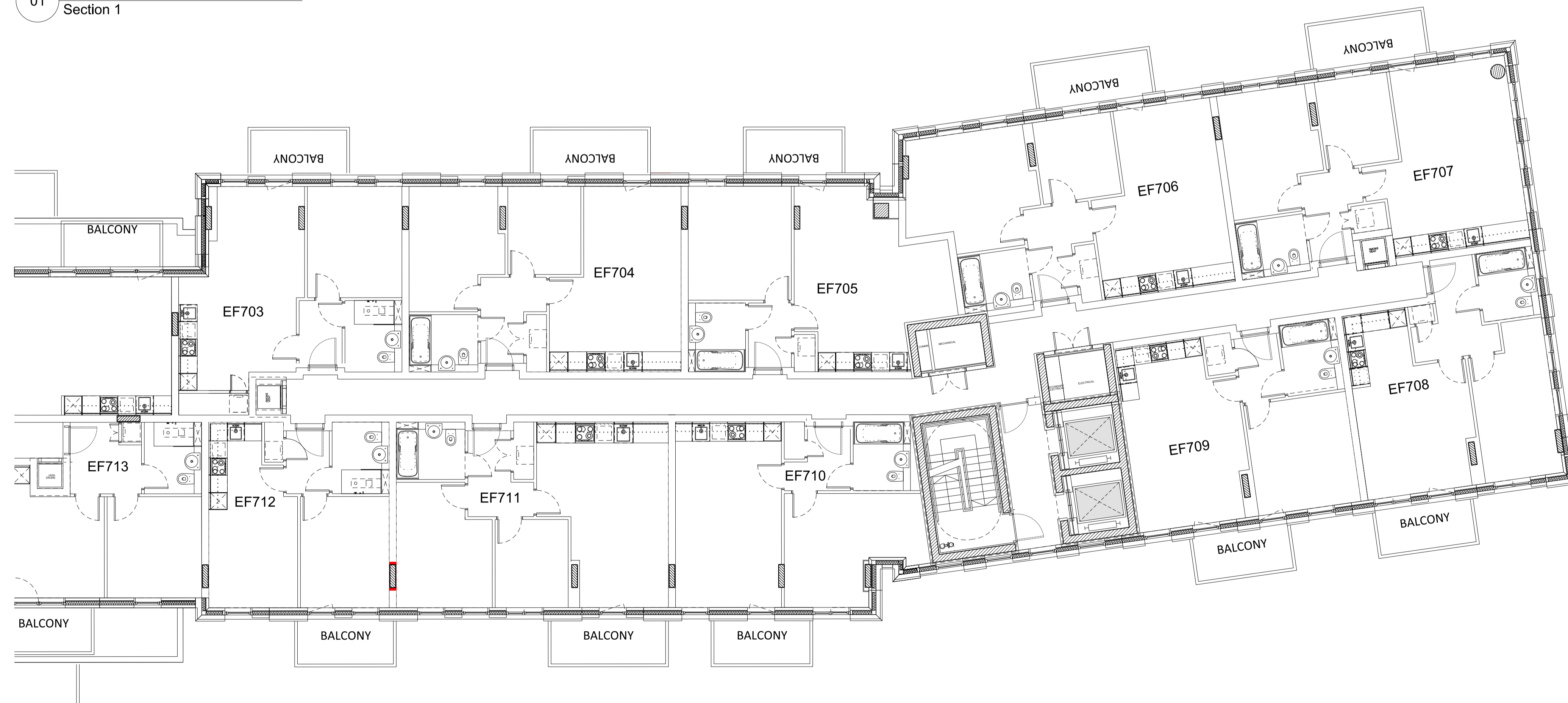
**SimpsonHaugh  
AND PARTNERS**

MANCHESTER  
Riverside, 4 Commercial St  
Manchester M13 4RD  
+44 (0)161 835 2345  
www.simpsonhaugh.com

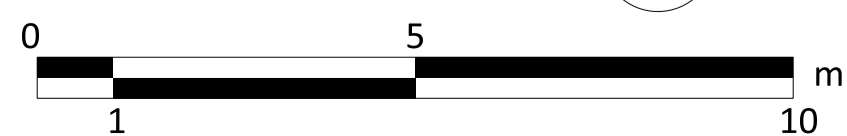
LONDON  
5-8 Roberts Place  
London EC1R 9BB  
+44 (0)20 7549 4000  
mail@simpsonhaugh.com



01 Level 07 plan  
Section 1

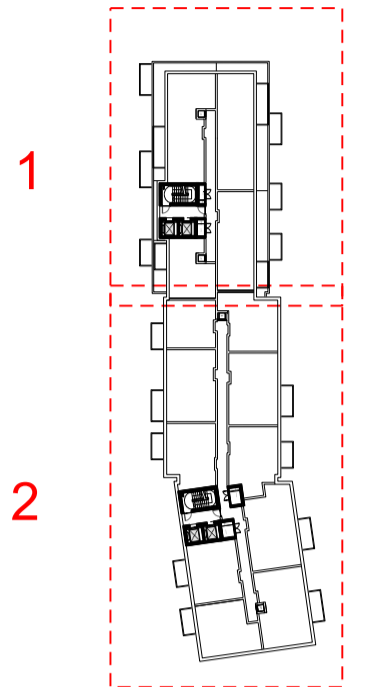


02 Level 07 plan  
Section 2

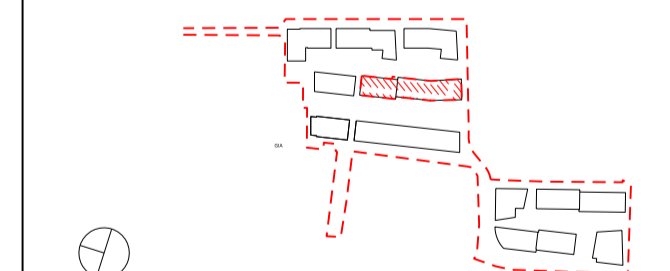


This drawing is copyright  
Do not scale off dimensions.  
All dimensions to be checked on site by contractor.  
Contractor to report any dimensional discrepancies,  
errors or omissions prior to commencing on site.

- NOTE:
- 1- All internal layouts and furnishings are shown for indicative purposes only.
  - 2- All landscape layouts are shown for indicative purposes only.



Rev	Date	Description
B	03/12/2018	Amendments as agreed with GLA
A	16/02/2018	Building F part floor added



Project Title  
**CHARLTON RIVERSIDE - PHASE 1 - RS**

Drawing Title  
**Building EF**  
**Plot A**  
**Apartment Layouts**  
**Level 07**

Reason for Issue  
**Planning RS**

Status  
**For approval**

Job No	Scale	Date
10046	1:100 @ A1	DEC 2017

Drawing No	Revision
10046-A-DRG-EF-G200-2007-PL-RS	B

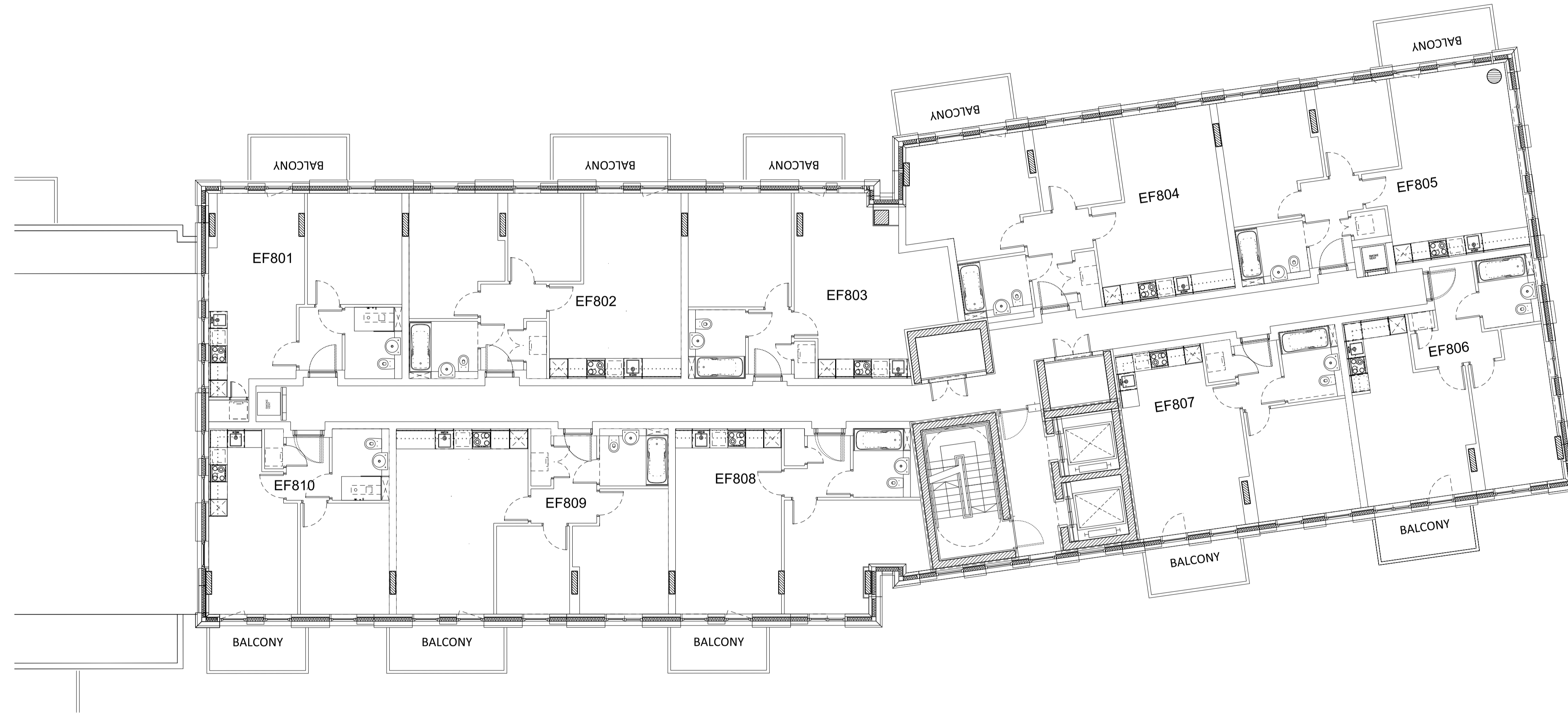
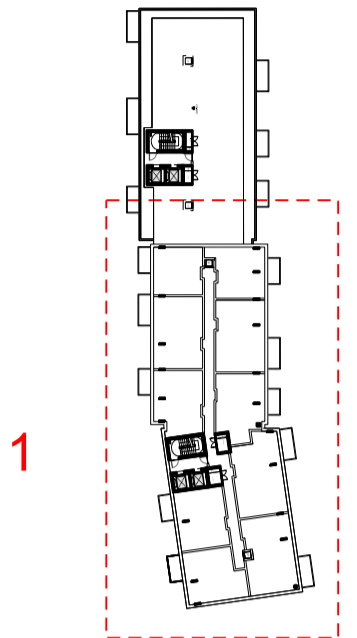
**SimpsonHaugh**  
AND PARTNERS

MANCHESTER  
Riverside, 4 Commercial St  
Manchester M13 4RD  
+44 (0)161 835 2345  
www.simpsonhaugh.com

LONDON  
5-8 Roberts Place  
London EC2R 8EB  
+44 (0)20 7549 4000  
mail@simpsonhaugh.com

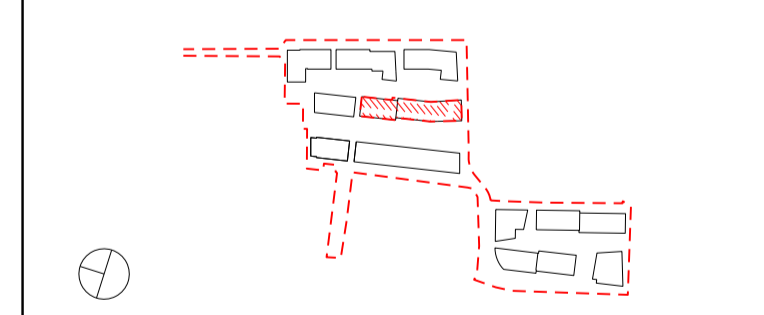
This drawing is copyright  
Do not scale off dimensions.  
All dimensions to be checked on site by contractor.  
Contractor to report any dimensional discrepancies,  
errors or omissions prior to commencing on site.

- NOTE:
- 1- All internal layouts and furnishings are shown for indicative purposes only.
  - 2- All landscape layouts are shown for indicative purposes only.



01 Level 08 plan  
Section 1

Rev	Date	Description
C	03/12/2018	Amendments as agreed with GLA
B	16/03/2018	Layout amended
A	16/02/2018	Roof access added



Project Title  
**CHARLTON RIVERSIDE - PHASE 1 - RS**

Drawing Title  
**Building EF**

**Plot A**

**Apartment Layouts**

**Level 08**

Reason for Issue  
**Planning RS**

Status  
**For approval**

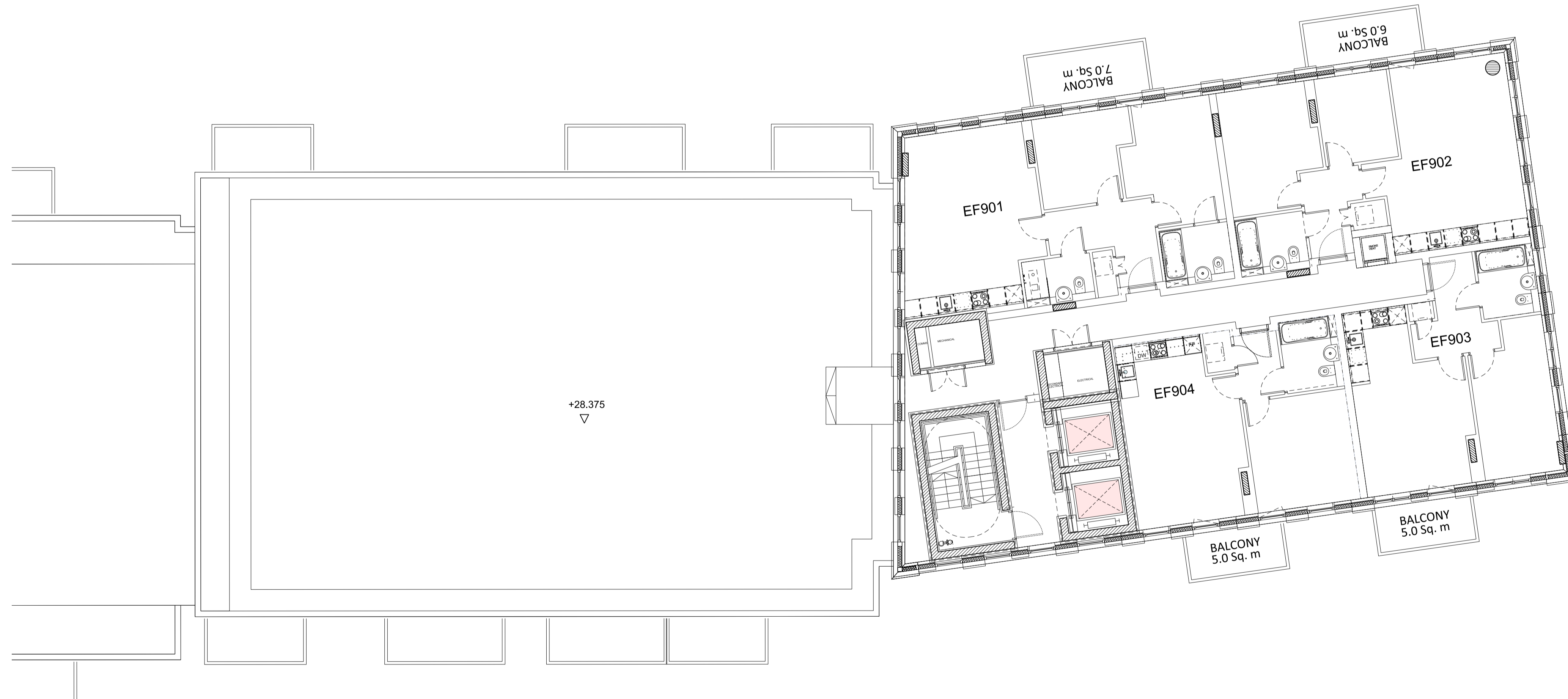
Job No	Scale	Date
10046	1:100 @ A1	DEC 2017

Drawing No	Revision
10046-A-DRG-EF-G200-2008-PL-RS	C

**SimpsonHaugh**  
AND PARTNERS

MANCHESTER  
Riverside, 4 Commercial St  
Manchester M13 4RQ  
+44 (0)161 835 2345  
www.simpsonhaugh.com

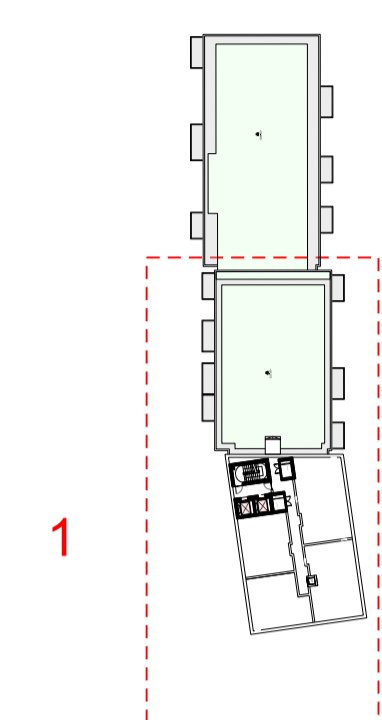
LONDON  
5-8 Roberts Place  
London EC1R 9BB  
+44 (0)20 7549 4000  
mail@simpsonhaugh.com



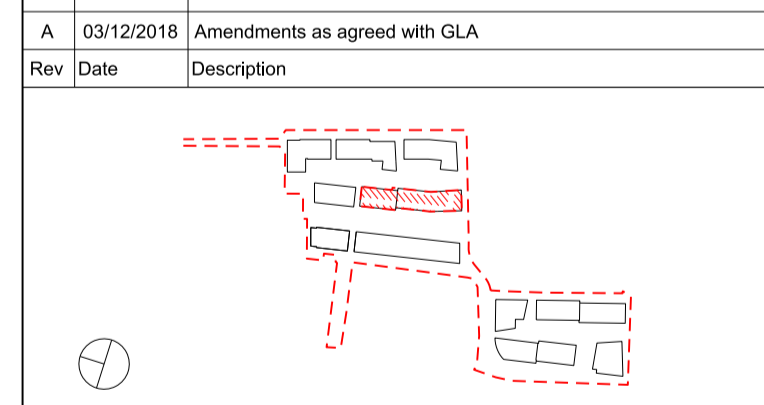
01 Level 09 plan  
Section 1

This drawing is copyright  
Do not scale off dimensions.  
All dimensions to be checked on site by contractor.  
Contractor to report any dimensional discrepancies,  
errors or omissions prior to commencing on site.

- NOTE:
- 1- All internal layouts and furnishings are shown for indicative purposes only.
  - 2- All landscape layouts are shown for indicative purposes only.



Rev	Date	Description
A	03/12/2018	Amendments as agreed with GLA



Project Title  
**CHARLTON RIVERSIDE - PHASE 1 - RS**

Drawing Title  
**Building EF**

**Plot A**

**Apartment Layouts**

**Level 09**

Reason for Issue  
**Planning RS**

Status

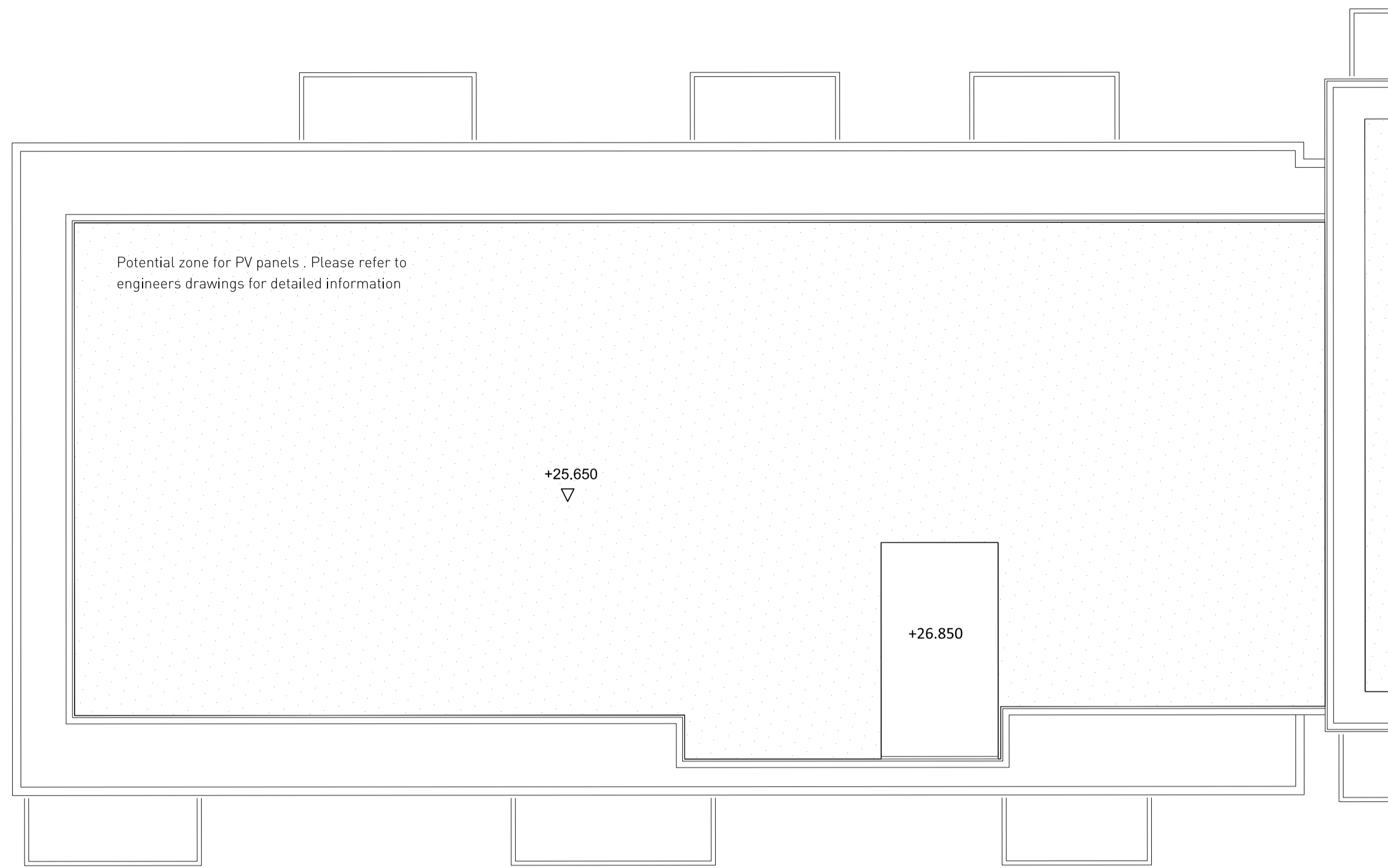
For information

Job No <b>10046</b>	Scale <b>1:100 @ A1</b>	Date <b>DEC 2017</b>
------------------------	----------------------------	-------------------------

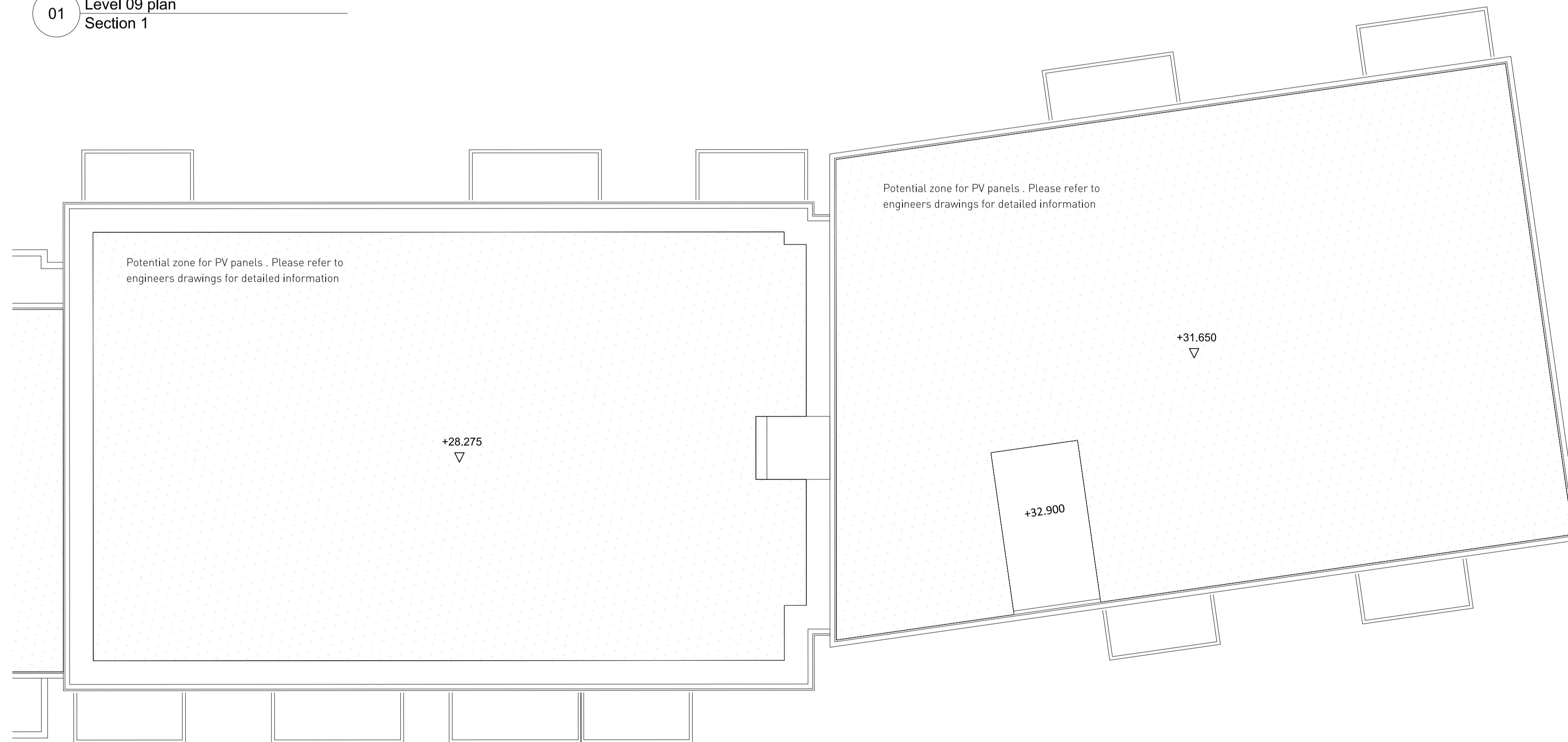
Drawing No <b>10046-A-DRG-EF-G200-2009-PL-RS</b>	Revision <b>A</b>
---	----------------------

**SimpsonHaugh**  
AND PARTNERS

MANCHESTER Riverside, 4 Commercial St Manchester M13 4RD +44 (0)161 835 2345 www.simpsonhaugh.com	LONDON 5-8 Roberts Place London EC1R 9BB +44 (0)20 7549 4000 mail@simpsonhaugh.com
---	--



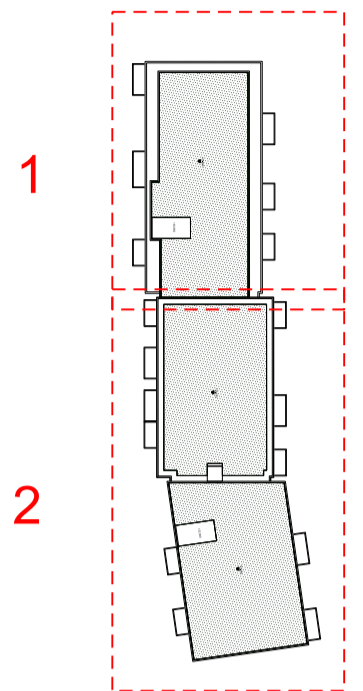
01 Level 09 plan  
Section 1



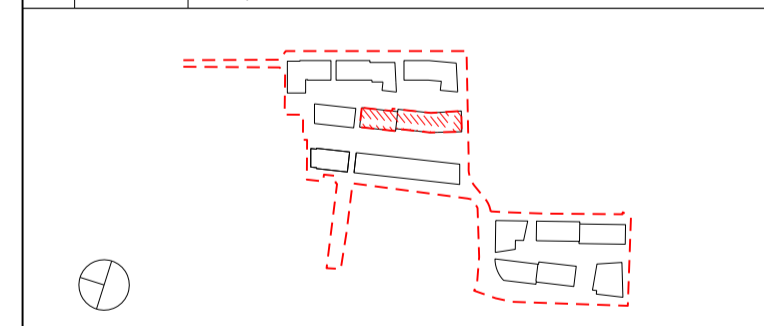
02 Level 09 - Roof plan  
Section 2

This drawing is copyright  
Do not scale off dimensions.  
All dimensions to be checked on site by contractor.  
Contractor to report any dimensional discrepancies,  
errors or omissions prior to commencing on site.

- NOTE:
- 1- All internal layouts and furnishings are shown for indicative purposes only.
  - 2- All landscape layouts are shown for indicative purposes only.



Rev	Date	Description
B	03/12/2018	Amendments as agreed with GLA
A	16/02/2018	Roof level amended



Project Title  
**CHARLTON RIVERSIDE - PHASE 1 - RS**

Drawing Title  
**Building EF**  
**Plot A**  
**Apartment Layouts**  
**Roof**

Reason for Issue  
**Planning RS**

Status  
**For approval**

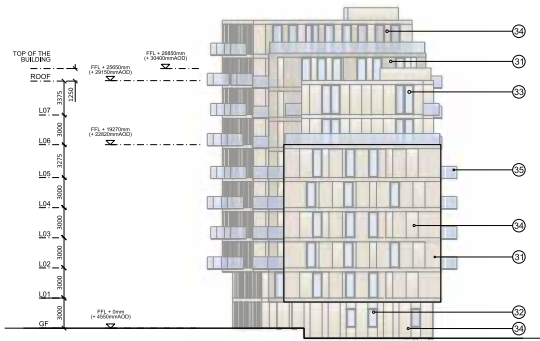
Job No	Scale	Date
10046	1:100 @ A1	DEC 2017

Drawing No	Revision
10046-A-DRG-EF-G200-2030-PL-RS	B

**SimpsonHaugh**  
AND PARTNERS

MANCHESTER  
Riverside, 4 Commercial St  
Manchester M13 4BQ  
+44 (0)161 835 2345  
www.simpsonhaugh.com

LONDON  
5-8 Roberts Place  
London EC1R 9BQ  
+44 (0)20 7549 4000  
mail@simpsonhaugh.com



01 North Elevation Building EF



02 East Elevation Building EF



03 South Elevation Building EF



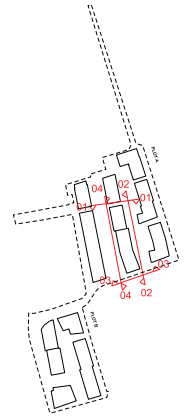
04 West Elevation Building EF

This drawing is copyright. Do not scale off dimensions. All dimensions to be checked on site by contractor. Contractor to report any dimensional discrepancies, errors or omissions prior to commencing on site.

NOTE:

- 1- All internal layouts and furnishings are shown for indicative purposes only.
- 2- All landscape layouts are shown for indicative purposes only.

- Legend:**
- 01 Brick
  - 02 Double glazed unit
  - 03 Double glazed unit with operable window
  - 04 GRC
  - 05 Glass balustrade



Rev	Date	Description
B	03/12/2018	Amendments as agreed with GLA
A	16/02/2018	Floors added and north facade amended



Project Title:  
**CHARLTON RIVERSIDE - PHASE 1 - RS**

Drawing Title:  
**Building EF  
Plot A  
Facade Elevation**

Reason for Issue:  
**Planning RS**

Drawn:  
**10046**

Scale:  
**1:250 @ A1**

Date:  
**DEC 2017**

Drawing No:  
**10046-A-DRG-EF-G200-1000-PL-RS**

Block No:  
**B**

**SimpsonHaugh AND PARTNERS**

MANCHESTER  
Simpson & Co Commercial Bldg  
Manchester M15 4EG  
+44 (0)161 531 2345  
www.simpsonhaugh.com

LONDON  
2nd Floor, 14 Ave  
London EC1A 9BB  
+44 (0)20 7494 6000  
mail@simpsonhaugh.com