

London's Voice: In Focus

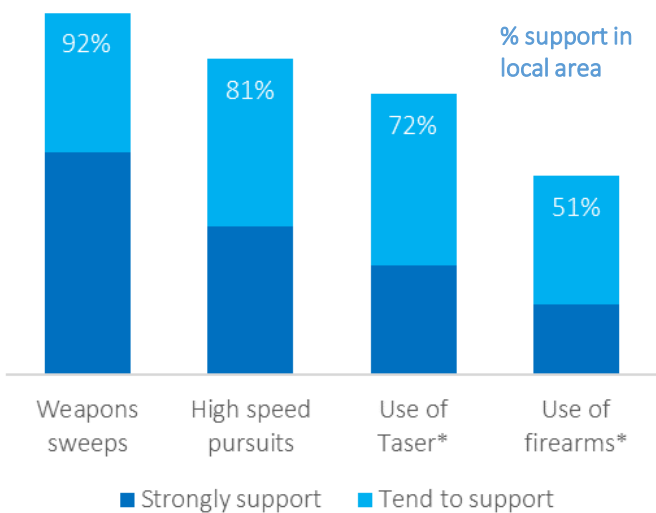
MOPAC Public Attitude Survey
Quarter 1 2024-25

Exploring Londoners' support
for policing tactics

Nearly all Londoners support police conducting weapons sweeps. However, support is lower for more intrusive tactics such as police use of Taser and firearms – with larger inequalities also seen here...

New questions in MOPAC's Public Attitude Survey for FY 24-25 ask Londoners whether they *support or oppose* tactics that the Metropolitan Police Service use to fight crime in their area.

Around nine in ten Londoners support the police conducting **weapons sweeps** in their area. However, support is lower for the use of **high speed pursuits** and **Taser**...



...whilst just half of Londoners support police using **firearms**.



% 'strongly support' down -10pp. on 2019-20.

Two of these questions were asked in 2019-20. The proportion of Londoners saying they 'strongly support' weapons sweeps and pursuits has *fallen considerably* over this time – with a trend towards 'tend to support'.

Some groups of Londoners are less likely to support police use of tactics. However – in many cases *larger inequalities* are seen for **more intrusive** tactics such as Taser and firearms.

Table shows pp. gap from MPS result; gaps of 5pp or more shaded

		Weapons sweeps	High speed pursuits	Use of Taser	Use of firearms
MPS Result		92%	81%	72%	51%
Ethnicity	White British	2%	0%	5%	4%
	White Other	1%	3%	3%	4%
	Mixed	0%	-6%	-6%	-13%
	Asian	0%	3%	1%	1%
	Black	-3%	-9%	-12%	-14%
	Other	-2%	2%	-2%	0%
Sex	Male	0%	0%	4%	5%
	Female	1%	-1%	-3%	-5%
Age	16-24	-9%	-6%	-13%	-12%
	25-34	-2%	-2%	-6%	-9%
	35-64	2%	2%	3%	4%
	65+	3%	-1%	8%	7%
Disability	Disability	-1%	-5%	-1%	-2%
	No Disability	1%	1%	1%	1%
LGBT+	Not LGBT+	1%	0%	1%	1%
	LGBT+	-5%	-7%	-15%	-13%
Victim in last 3 months	Yes	1%	-4%	-3%	5%
	No	0%	0%	0%	0%
Been Stopped & Searched	Yes	-1%	-10%	-12%	-3%
	No	0%	1%	1%	0%

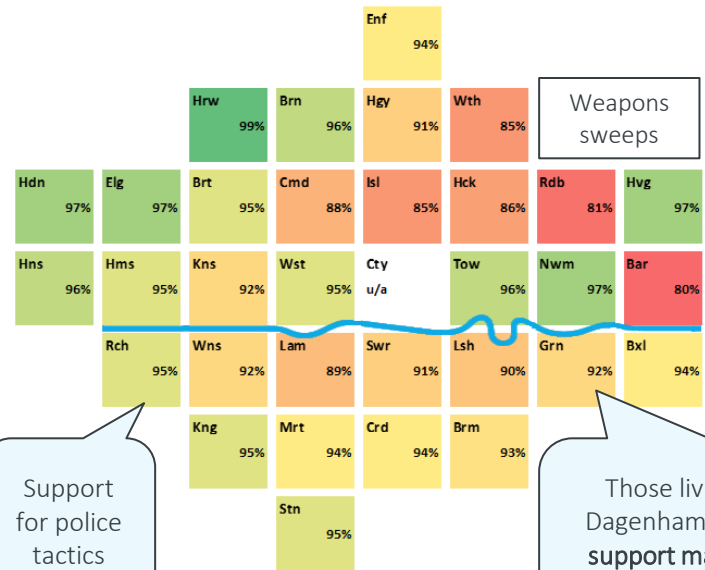
Most Londoners – *regardless of who they are* – support the use of weapons sweeps.

Support for *all four* policing tactics is particularly low amongst **young Londoners** (aged 16 to 24) and **LGBT+ Londoners**.

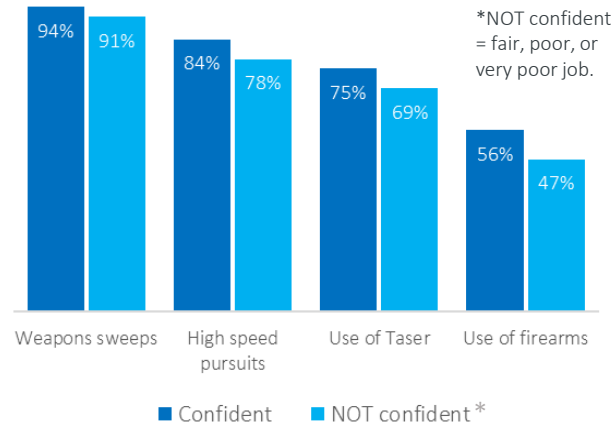
In addition, those from **mixed or black ethnic backgrounds** are also less likely to support certain police tactics – particularly more intrusive ones.

*includes police officers carrying, drawing, and deploying Taser/firearms.

Support for police tactics also varies considerably across the capital; further analysis shows that *trust is key to Londoners' support...*

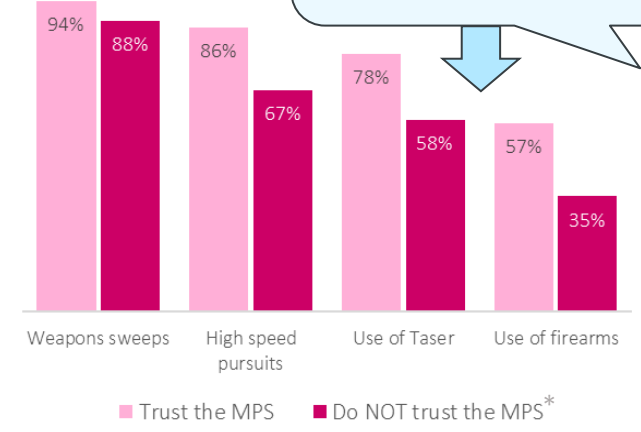


Londoners who feel **confident** (that police do a good job locally) and who **trust the Metropolitan Police Service** are more likely to support police tactics.



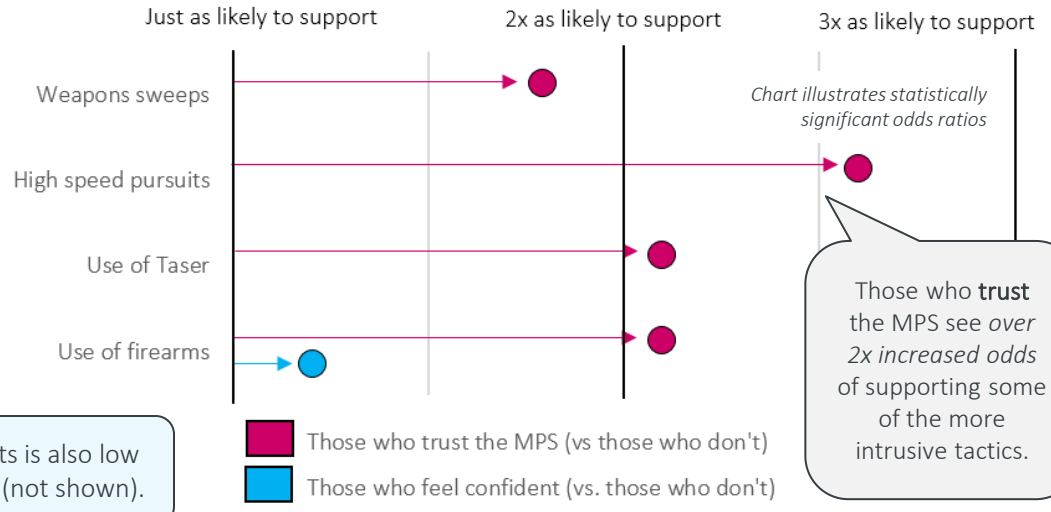
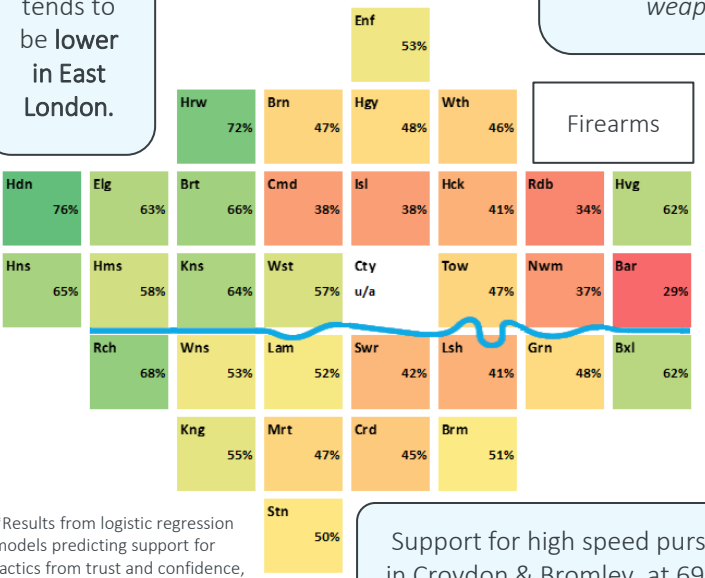
*NOT trust = neutral, disagree, or strongly disagree

However, support is *particularly low* amongst those who **do not trust** the police...



Support for police tactics tends to be **lower** in East London.

Those living in Barking & Dagenham are **least likely to support many tactics** – even *weapons sweeps*.



Those who **trust** the MPS see over **2x increased odds** of supporting some of the more intrusive tactics.

...with statistical modelling confirming that **trust is key** to public support for police tactics.

Even controlling for who someone is and where they live*, Londoners who trust the MPS see significantly **increased odds** of supporting tactics; more so than confidence.

*Results from logistic regression models predicting support for tactics from trust and confidence, whilst controlling for individual demographics (see previous slide) and borough of residence.

Support for high speed pursuits is also low in Croydon & Bromley, at 69% (not shown).