



Update on Evening & Night workers in London

Ammar Ljubijankić Kutasi, GLA Economics

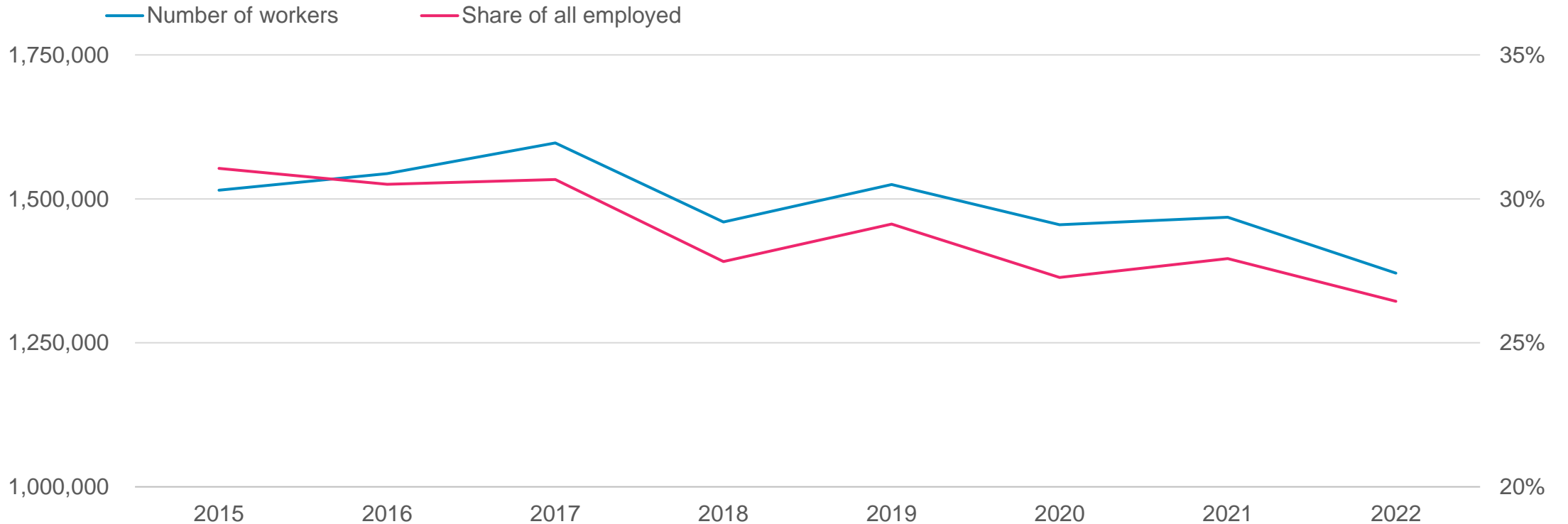
What do we mean by 'Evening & Night'?

- Analysis based on respondents of ONS Labour Force Survey (LFS) whose place of work is in London
- We define Evening & Night (**E&N**) workers as those who usually work in evenings and/or nights, regardless of daytime work patterns
- Respondents to the LFS are not given guidance as to what constitutes 'evening' and 'night'. So while GLA's Night Time Strategy defines evening hours as 6pm-12am and night hours as 12am-6am, people in this analysis are not necessarily using those particular hours

1.37 million E&N workers in London in 2022, down from 1.6 million in 2017

Evening & Night workers in London

Number of workers (LHS) and share of total (% , RHS)

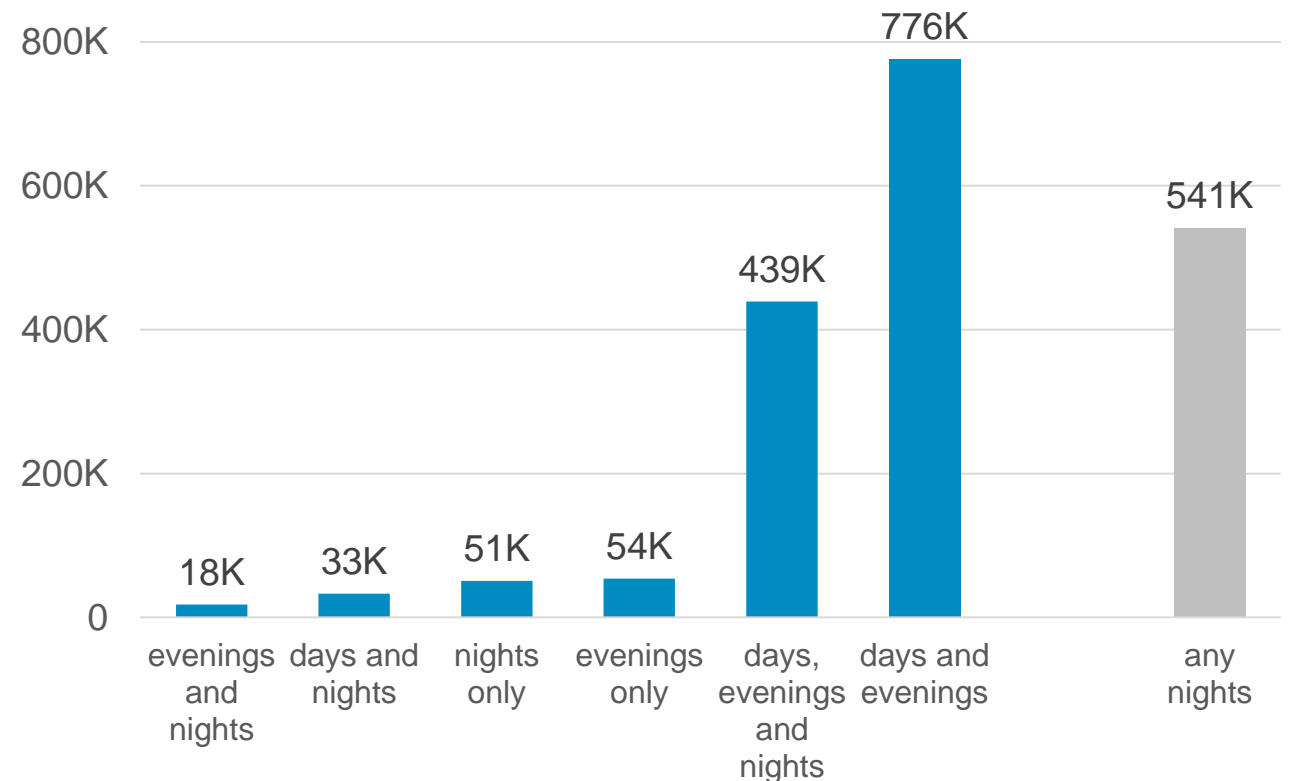


Source: Labour Force Survey Apr-Jun 2015-2022, UK Data Service.

Almost all E&N workers also work days

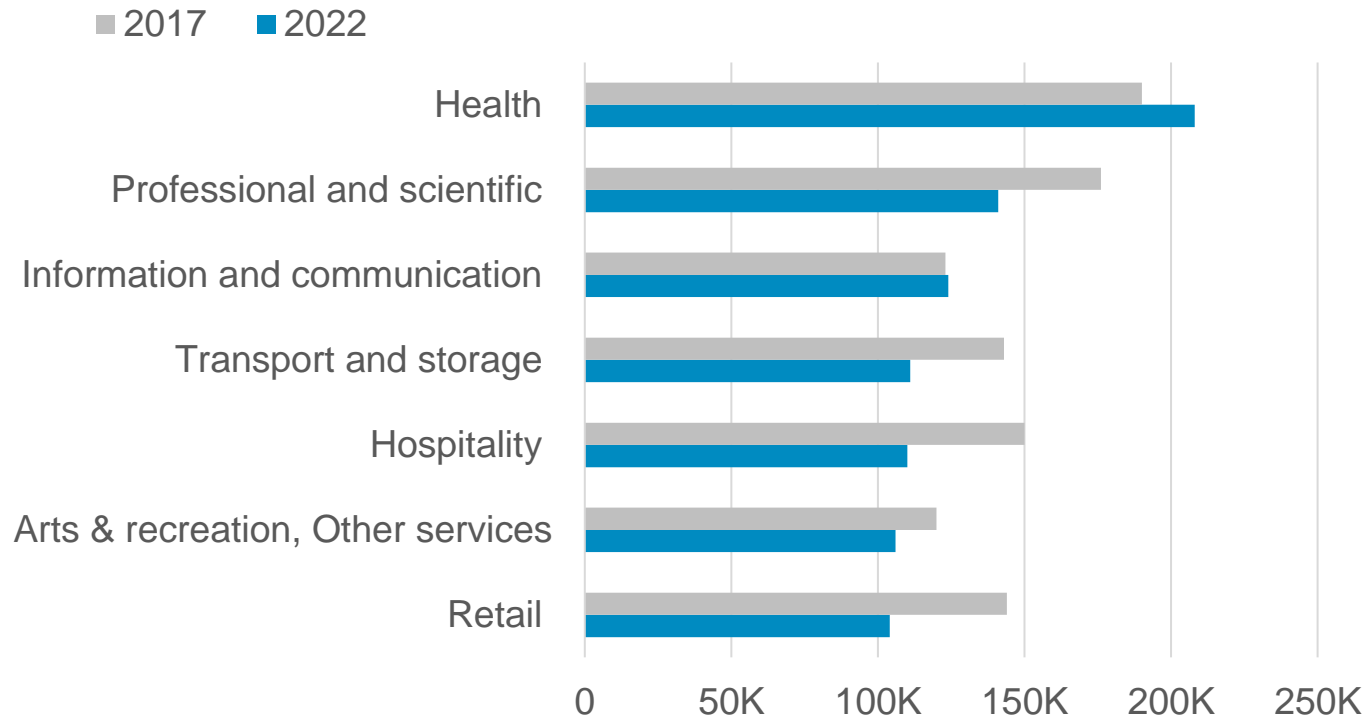
- Across all E&N workers:
 - 91% work during daytime
 - 94% work evenings
 - 39% work nights
- Shift work among E&N workers:
 - Nearly two thirds of those who also work during the daytime, never work shifts
 - More than half of those who work nights are shift workers

Of 1.37m E&N workers in 2022
Number of workers who usually work...



Health and ICT saw the only increases in E&N workforce size from 2017

Evening & Night workers by industry sector
Workers in 2017 and 2022, selected sectors



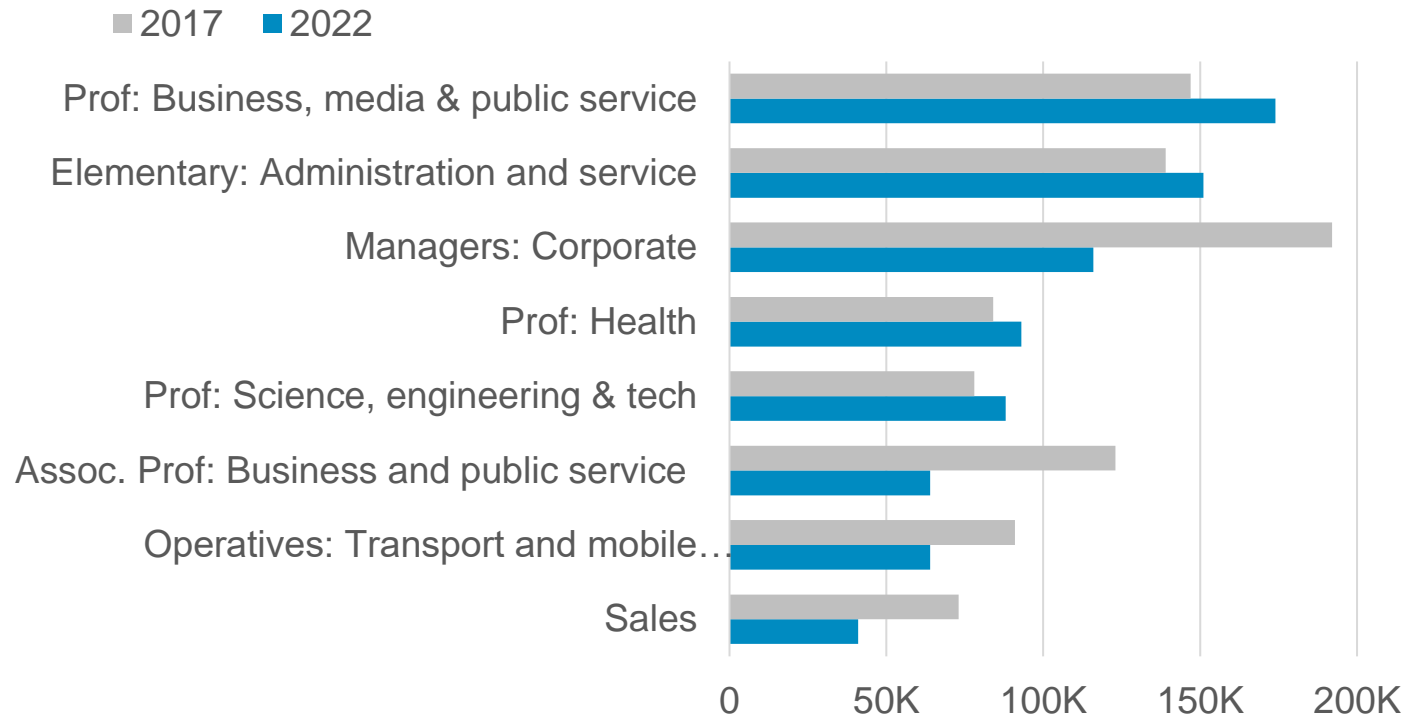
- Health had the largest share of E&N workers and saw numbers increase
- Most of the decline in Retail and Hospitality from people working during evenings

Source: Labour Force Survey Apr-Jun 2015-2022, UK Data Service.

Almost a third of E&N workers are in Professional occupations

Evening & Night workers by occupation

Workers in 2017 and 2022, selected occupations



- Professional occupations (incl. in Health) saw increase in evening work
- Largest declines in Managerial and Associate Professional occupations
- Elementary administration remained a large E&N occupation

Source: Labour Force Survey Apr-Jun 2015-2022, UK Data Service.



Summary

- 1.37 million E&N workers in London in 2022
- Majority work, at least in part, during the daytime as well
- Recent decline in E&N workers likely linked to shifting work patterns
- Health only industry with large increase in E&N workers over recent years; other sectors saw declines or stagnation
- Almost a third of E&N workers are in Professional occupations



Thank you -
Questions?

Contact: ammarr.ljubijankic@london.gov.uk